SAMSUNG

SENS

X460

Santorini

SERVICE Manual

X460

.Introduction .

1. . High Performance Note PC.. ... ...
   - Intel Core2 Duo ULV Processor
   - DDR III Memory
   - Wireless LAN(
   - Bluetooth(
   - TPM(Trusted Platform Module
   - TPM(Trusted Platform Module

2. Convenient Function
   - Keyboard Hot key function
   - 7 in 1 multi card

If there are the contents not included in this book, please refer to K-zone service manual

이 문서는 삼성전자의 기술 자산으로 승인 받지 않았거나 삼성 제품의
수리 목적 이외의 용도로 무단 사용시 법적 제재를 받을 수 있습니다.

**This Service Manual is a property of Samsung Electronics Co.,Ltd.
Any unauthorized use of Manual can be punished nuder applicable
International and/or domestic law.**

© Samsung Electronics Co,.Ltd., June 2008.
Printed in Kore

BA81-XXXXXA

- 이 문서는 삼성전자의 기술 자산으로 승인자만이 사용할 수 있습니다 -
- This Document can not be used without Samsung's authorization -

2. Introdution and Specification

2 – 1. Product Features

High-Performance Notebook Computer

- Intel Core™2 Duo Processor and DDR III Memory
- Wireless LAN (Optional), Bluetooth (Optional)
- Fingerprint recognition (Optional), TPM(Trusted Platform Module) (Optional)

Supports Various Multimedia Functions

- Supports Play AVStation which allows you to enjoy various multimedia items (Optional)
- A video chatting/conference function adopting the camera module (Optional)
- An HDMI port that enables viewing a full HD picture on the TV

Easy-to-Use and Convenient Functions

- Various Hot Key Functions
- Multi-Card Slot
- Luxurious, Ergonomic Design
- Convenient Touchpad Gesture Functions (Optional)

Optional items may be changed or may not be provided depending on the computer model.

- 이 문서는 삼성전자의 기술 자산으로 승인자만이 사용할 수 있습니다 -
- This Document can not be used without Samsung's authorization -

2. Introdution and Specification

2 – 2. Specifition

2 – 2 – 1. HW Information

Processor and Motherboard	Description
CPU	**Intel® Core™ 2 Duo Processor Penryn/Merom/Celeron (Max 25W)**
Speed	Intel® Core™ 2 Duo Processor P9500 (2.53GHz, 1066MHz, 6MB) Intel® Core™ 2 Duo Processor P8600 (2.40GHz, 1066MHz, 3MB) Intel® Core™ 2 Duo Processor P8400 (2.26GHz, 1066MHz, 3MB) Intel® Core™ 2 Duo Processor P7350
Cache	6MB (Intel® Core™ 2 Duo Processor P9500) 3MB (Intel® Core™ 2 Duo Processor P8600, P8400, P7350)
Chipset	Intel Cantiga PM + ICH9-M
BIOS	8 Mbit, Flash upgradable, SPI ROM
Thermal Design Performance	MAX. 25W
Display and Graphics	
LCD	**14.1" HD LED LCD WXGA(HD, 1280X800, 16:10)**
LCD Vendor / [1st vendor]	AMLCD
LCD Viewable Area	303.36(H) x 189.6(V) (14.1" diagonal)
LCD Resolution	(1280 x 800) x 262,144 color (18 bit)
Dot Pitch	0.2370(H) x 0.2370(V) (TYP.)
Viewing angle	Hor. +40/-50, Ver. +15/-25
Graphics Controller	nVIDIA GeForce 9200M GS 256 NVIDIA NB9M-GE, GS
Video Memory	256MB gDDR3
Max.Resolution for LFP LVDS	1280X800 x 32Bits color (WXGA)
Max.Resolution for External Monitor	2,048 x 1,536 @ 32bps (CRT)
VGA	2,048 x 1,536
HDMI	1080p
Controls	Keyboard Brightness Control
Camera	Support
Storage	
Hard Disk Drive	**9.5mmH 2.5" HDD, Removable**
Supports	SATA II 3.0Gbit/s PHY, with backward compatibility with 1.5Gbit/s
Average Access Time	Read Max.14ms Write Max. 15ms
Speed	5400rpm SATA
Capacity	120GB / 160GB / 200GB / 250GB / 320GB : HGST,Fujitsu,Samsung, Toshiba, WDStorage 120 / 160 / 200 / 250 / 320GB SATA 5400rpm
Optical Disk Drive	Super Multi Dual Layer (DL) Super Multi Light Scribe (LS) Blu-Ray
Type	Fixed type (Factory Option)
S/W supplied	Cyberlink DVD Suite , Burning function in Windows Vista
Security	RPC-II Regional Encoding
Audio	
Sound	**Intel HD (High Definition) Audio**
Controller	HD Audio Codec, ALC262
Conversion	Built-in high performance 20-bit ADC & 24-bit DAC

- 이 문서는 삼성전자의 기술 자산으로 승인자만이 사용할 수 있습니다 -
- This Document can not be used without Samsung's authorization -

Processor and Motherboard	Description
Internal Interfaces	Embedded stereo speakers
Speaker Power Rating	2 Speakers x 1.5 Watt with enclosure each
External Interfaces	Microphone, Headphone
Controls	Keyboard volume control
Microphone	
Microphone	**1 integrated mono microphone**
Sensitivity	-40±3 dB
Output Impedance	Max. 2,200 Ohm
Network Tools	
LAN	**Integrated 10/100/1000 Mbps Ethernet**
Chipset	Marvell 88E8055
Features	S3 Wake on LAN
Wireless LAN	**Intel 802.11 a/g/n 1X2 , 3X3**
Type	Mini Card
Chipset	Intel Pro/Wireless 512AN_MMW
Antenna	Integrated 2 / 3 Antenna
Bluetooth	**Bluetooth V2.0 + EDR (Enhanced Data Rate)**
Type	USB daughter card with integrated PIFA antenna
Chipset	Broadcom BCM2045
Standard	version 2.0
I/O Interface	
Memory card slot	**7-in-1 Multi Memory Card Slot** **SD / SDHC / MMC / xD / Memory Stick / Memory Stick Pro / High Speed MMC**
PC Card Slots	
Type	Express Card 34mm
I/O Ports	
USB	3 (USB2.0)
HDMI	1
Audio Jacks	Headphone-out , MIC-in
LAN	RJ45
Power	1(5pie)
Input Devices	
Key board	Isolation 88KEY
Special Features on KBD	F7(Magic Doctor), F8(SpeedUp Manager), Silver Nano Anti-Bacteria Technology
Touchpad	Synaptics touchpad with Gesture function
Camera	1.3 M pixel Camera
Power and Power Management	
Battery	**Li-Ion Battery** Standard : 6 Cell (AA-PB3NC6B, Bundle) Long life : 9 Cell (AA-PL2NC9B, Option)
AC Adapter (60W)/AC Adapter II (90W)	**SPA-P30 (Product ID : AD-6019)** **SADP-90FH B (Product ID : AA-PA1N90W)**
OS	
WHQL	Windows Vista Basic Logo Windows Vista Premium Logo Windows Vista Business Logo

- 이 문서는 삼성전자의 기술 자산으로 승인자만이 사용할 수 있습니다 -
- This Document can not be used without Samsung's authorization -

Processor and Motherboard	Description
Windows Vista	Windows Vista Home Basic Windows Vista Home Premium Windows Vista Business
Certification	
EMC, Safety, RF, Modem, Energy, Adapter 등	규격 종류 : EMC, Safety, RF (무선랜, BT), Energy 규격, -한국 : MIC (EMC, RF), EK (Safety, Adapter), Energy -구주 : CE (EMC), TUV (Safety, Adapter), ETSI(RF) -러시아 : GOSTR (EMC, Safety), FAS (통신, RF) -미국 : UL (Safety), FCC (EMC, 통신, RF) -기타 : Macrovision, 친환경마크(RoHS) (유럽, 한국), K-Mark (한국품질프로세스) , HDMI
Manual	
Electronic Manual	New type Manual
PL Document	Hard copy
Warranty Card	Hard copy
Installation Guide	Windows Vista - Hard copy

- 이 문서는 삼성전자의 기술 자산으로 승인자만이 사용할 수 있습니다 -
- This Document can not be used without Samsung's authorization -

2 – 2 – 2. LCD

• General Information

Item	Specification	Unit	Note
Display area	303.36(H) x 189.6(V) (14.1" diagonal)	mm	
Driver element	a-Si TFT active matrix		
Display colors	262,144		
Number of pixel	1280 x RGB(3) x 800	pixel	16 : 10
Pixel arrangement	RGB vertical stripe		
Pixel pitch	0.2370(H) x 0.2370(V) (TYP.)	mm	
Display Mode	Normally white		
Surface treatment	Haze 0, Hard-Coating 3H		Antiglare

• Mechanical Information

Item		Min.	Typ.	Max.	Unit	Note
Module size	Horizontal (H)	315.7	316.0	316.3	mm	(W/PCB)
	Vertical (V)	214.2	214.5	214.8	mm	
	Depth (D)	-	2.85	3.1	mm	(3.5mm max at PCB side)
Weight		-	-	315	g	w/ PCB

- 이 문서는 삼성전자의 기술 자산으로 승인자만이 사용할 수 있습니다 -
- This Document can not be used without Samsung's authorization -

2 - 3. Comparing product specifications

Model	Santorini	Samoa
Feature		
CPU	Intel Core 2 Duo	Intel Core2 DUO ULV
LCD	14.1" WXGA LED	13.3" WXGA LED Type
Chipset	Intel Cantiga FSB (up to1066)	Intel GS45
Graphic	nVIDIA NB9M-GE	Internal Only
Memory	DDR3 upto 1066MHz	DDR3 800MHz
HDD	2.5 inch SATA	1.8inch SATA
ODD	9.5mm	외장
Comm.	Ehternet (Gigabit) HSDPA	Gigabit, WLAN HSDPA/Wimax
Camera	1.3 M	1.3M
Port & Security	VGA, HDMI, 3-in-1, 3 USB, 지문인식, TPM, Express Card	VGA, HDMI, 7-in-1, 3 USB, 지문인식, TPM, Express Card
OS	Windows® Vista™ Home Basic	Vista Home Premium/Biz
Dimension (mm)	333 x 245 x 20.9 ~ 31.9mm	311 x 228 x 16.5 ~ 30.9mm
Weight	1.84kg	1.27kg (W SSD, 6cell)

- 이 문서는 삼성전자의 기술 자산으로 승인자만이 사용할 수 있습니다 -
- This Document can not be used without Samsung's authorization -

2 – 4. Comparing product specifications jatasa.

Model	Santorini	Fujitsu S6510	Dell XMS 1330	B사 P300	Lenovo X300
Feature					
CPU	Intel Core 2 Duo	Intel Core 2 Duo	Intel Core 2 Duo	Intel Core 2 Duo	Intel Dual Core LV
LCD	14.1" WXGA LED	14.1" WXGA LED	13.3" WXGA	13.3" WXGA LED	13.3" WXGA+ LED
Chipset	Intel GS45	Intel GM 945	Intel GM965	Intel GM965	Intel 965 SFF GMS
Graphic	Intel Cantiga FSB (up to1066)	Internal Only	nVIDIA NB8M-GS	nVIDIA NB8M-GS	Internal Only
Memory	DDR3 upto 1066MHz	DDR2 667MHz	DDR2 667MHz	DDR2 667MHz	DDR2 667MHz
HDD	2.5 inch SATA	2.5 inch SATA	2.5 inch SATA 32GB SSD (Option)	2.5 inch SATA	SSD 64GB (1.8",8mm)
ODD	9.5mm	9.5mm	9.5mm(Slotloading)	None	7mm
Comm.	Ehternet(Gigabit) HSDPA	Ehternet(Gigabit)	Ehternet(10/100) HSDPA,EVDO		Ehternet(Gigabit) HSDPA/Wimax
Camera	1.3 M	1.3 M	2 M	1.3M	지원
OS	Windows® Vista™ Home Basic	Windows® Vista™ Home Basic	Windows® Vista™ Home Basic	Windows® Vista™ Home Basic	
Dimension	333 x 245 x 20.9~31.9	314 x 234 x 25.2 ~35.2	318 x 238 x 24.1~36.3	312 x 237 x 22.5~32	318 x 231 x 18.6~23.4
Weight	1.84 kg	1.81 kg	2.05 kg	1.6 kg	1.13~1.44kg

- 이 문서는 삼성전자의 기술 자산으로 승인자만이 사용할 수 있습니다 -
- This Document can not be used without Samsung's authorization -

2 - 5. Option Material List

CPU		
		
0902-002356	P7350_2.00G	AW80577SH0413M
0902-002341	P8400_2.26G	AW80577SH0513M
0902-002337	P8600_2.40G	AW80577SH0563M
0902-002340	P9500_2.53G	AW80576SH0616M
MEMORY		
1105-001923	DDR3 1066MHz, 1GByte, 128Mx64, SO-DIMM, 204P	M471B2874DZ1-CF8
1105-001921	DDR3 1066MHz, 2GByte, 128Mx64, SO-DIMM, 204P	M471B5673DZ1-CF8
HDD		
BA59-02286A	MK1246GSX	120G,2.5INCH,SATA,125G/P,5400RPM,FDB
BA59-02226A	WD1200BEVS-22UST0	120G,2.5INCH,SATA,125G/P,5400RPM,FDB
BA59-02202A	HTS542512K9A300	120G,2.5INCH,SATA,125G/P,5400RPM,FDB
BA59-02189A	HM121HI	120G,2.5INCH,SATA,160G/P,5400RPM,FDB
BA59-02215A	MK1237GSX	120G,2.5INCH,SATA,80G/P,5200RPM,FDB
BA59-02208A	MHY2120BH	120G,2.5INCH,SATA,125G/P,5400RPM,FDB
BA59-02287A	MK1646GSX	160G,2.5INCH,SATA,125G/P,5400RPM,FDB
BA59-02187A	HM160HI	160G,2.5INCH,SATA,160G/P,5400RPM,FDB
BA59-02227A	WD1600BEVS-22RST0	160G,2.5INCH,SATA,80G/P,5400RPM,FDB
BA59-02279A	WD1600BEVT-22ZCT0	160G,2.5INCH,SATA,160G/P,5400RPM,FDB
BA59-02209A	MHY2160BH	160G,2.5INCH,SATA,125G/P,5400RPM,FDB
BA59-02203A	HTS542516K9A300	160G,2.5INCH,SATA,125G/P,5400RPM,FDB
BA59-02290A	MK2046GSX	200G,2.5INCH,SATA,125G/P,5400RPM,FDB
BA59-02210A	MHY2200BH	200G,2.5INCH,SATA,125G/P,5400RPM,FDB
BA59-02204A	HTS542520K9A300	200G,2.5INCH,SATA,125G/P,5400RPM,FDB
BA59-02288A	MK2546GSX	250G,2.5INCH,SATA,125G/P,5400RPM,FDB
BA59-02228A	WD2500BEVS-22UST0	250G 2.5INCH,SATA,125G/P,5400RPM,FDB
BA59-02205A	HTS542525K9A300	250G,2.5INCH,SATA,125G/P,5400RPM,FDB
BA59-02190A	HM250JI	250G,2.5INCH,SATA,160G/P,5400RPM,FDB

- 이 문서는 삼성전자의 기술 자산으로 승인자만이 사용할 수 있습니다 -
- This Document can not be used without Samsung's authorization -

BA59-02211A	MHY2250BH	250G,2.5INCH,SATA,125G/P,5400RPM,FDB
BA59-02280A	WDC-WD3200BEVT-22ZCT0	320G,2.5INCH,SATA,160G/P,5400RPM,FDB
ODD		
BA96-03775A	9.5mm SATA DVD Supermulti	TS-U633A TSST
BA96-03774A	9.5mm SATA DVD Supermulti	DU-8A2S PLDS
BATTERY		
BA43-00162A	BATTERY 6C/ 4000mAh(SDI)	P32R04-06-H01
BA43-00150A	BATTERY 9C/ 5200mAh(SANYO)	3UR18650Y-2-SDN-14

- 이 문서는 삼성전자의 기술 자산으로 승인자만이 사용할 수 있습니다 -
- This Document can not be used without Samsung's authorization -

2 – 6. Function of Product

2-6-1. Overview

Front View

1	Camera Lens (Optional)	Using this lens, you can take still pictures and record video.
2	Power Button	Turns the computer on and off. 48
3	Speaker	A device used to generate sound.
4	Keyboard	A device to enter data by pressing the keys. 51
5	Fingerprint Sensor (Optional)	You can turn the computer on with your fingerprint or login to Windows. For more information, refer to the additionally supplied manual. (Only for models with the fingerprint identification system.) 149
6	Microphone	You can use the built-in microphone.
7	Multi Card Slot	A card slot that supports Memory Stick, Memory Stick Pro, SD Card, SDHC, MMC, MMC Plus and xD cards. 62
8	Status Indicators	Shows the operating status of the computer. The corresponding operating LED is lit when the corresponding function operates. 43
9	Touchpad/Touchpad Buttons	The touchpad and touchpad buttons provide functions similar to the mouse ball and buttons. 54
10	LCD	The screen images are displayed here.

- 이 문서는 삼성전자의 기술 자산으로 승인자만이 사용할 수 있습니다 -
- This Document can not be used without Samsung's authorization -

2. Introdution and Specification

Status Indicators

1	**Num Lock**	This turns on when the Num Lock key is pressed and numeric keypad is activated. 53
2	**Caps Lock**	This turns on when the Caps Lock key is pressed allowing capital letters to be typed without holding the Shift button down.
3	**Scroll Lock**	This turns on when the Scroll Lock key is pressed and screen scroll is locked. 53
4	**HDD/ODD**	This turns on when the hard disk is or ODD being accessed.
5	**Wireless LAN**	This turns on when the wireless LAN is operating.
6	**Charge Status**	This shows the power source and the battery charge status. **Green:** When the battery is fully charged or the battery is not installed. **Amber:** When the battery is being charged. **Off:** When the computer is running on battery power without being connected to AC adapter.
7	**Power**	This shows the computer operating status. **On:** When the computer is operating. **Blinks:** When the computer is in Sleep mode.

- 이 문서는 삼성전자의 기술 자산으로 승인자만이 사용할 수 있습니다 -
- This Document can not be used without Samsung's authorization -

Right View

1	Wired LAN Port	Connect the Ethernet cable to this port.
2	Monitor Port	A port used to connect a monitor, TV or projector supporting a 15pin D-SUB interface. 66
3	USB Port	You can connect USB devices to the USB port such as a keyboard/mouse, digital camera, etc.
4	Fan Vents	The internal heat of the computer is emitted through these holes. If the vents are blocked the computer may overheat. Avoid blocking the vents as this may be dangerous.
5	Microphone Jack	A jack used to connect the microphone.
6	Headphone Jack	A jack used to connect the headphones.

- 이 문서는 삼성전자의 기술 자산으로 승인자만이 사용할 수 있습니다 -
- This Document can not be used without Samsung's authorization -

Left View

1	**ExpressCard Slot**	Install the Express card into this slot. 65
2	**CD Drive(ODD) (Optional)**	Plays CD or DVD titles. Since an ODD(Optical Disk Drive) is optional, the installed drive depends on the computer model.
3	**USB Port**	You can connect USB devices to the USB port such as a keyboard/mouse, digital camera, etc.
4	**Security Lock Port**	You can connect a Kensington lock to the Security Lock Port to prevent the computer from being stolen.

- 이 문서는 삼성전자의 기술 자산으로 승인자만이 사용할 수 있습니다 -
- This Document can not be used without Samsung's authorization -

Back View

1	**Modem Port (Optional)**	A port to which a telephone cable is connected to in order to dial up to the Internet. To use the modem port, open up the rubber cap on the port.
2	**USB Port**	You can connect USB devices to the USB port such as a keyboard/mouse, digital camera, etc.
3	**Battery**	This is a Lithium-Ion rechargeable battery that supplies power to the computer.
4	**Digital Video/Audio Port (HDMI)**	You can connect an HDMI cable to this port. Using this port, you can enjoy digital video and audio on the TV.
5	**DC Jack**	A jack to connect the AC adapter that supplies power to the computer.

- 이 문서는 삼성전자의 기술 자산으로 승인자만이 사용할 수 있습니다 -
- This Document can not be used without Samsung's authorization -

Bottom View



1	Battery Latches	The latch used to remove or install the battery.
2	P-Dock Connector (Optional)	You can connect a Docking Station that provides additional ports.
3	Memory Compartment Cover	The main memory is installed inside the cover.
4	Hard Disk Drive Compartment Cover	The hard disk drive is installed inside the cover.

- 이 문서는 삼성전자의 기술 자산으로 승인자만이 사용할 수 있습니다 -
- This Document can not be used without Samsung's authorization -

2-6-2. P-Dock

Top side view



Bottom side view



- 이 문서는 삼성전자의 기술 자산으로 승인자만이 사용할 수 있습니다 -
- This Document can not be used without Samsung's authorization -

2. Introdution and Specification

Left Side View

Back Side View

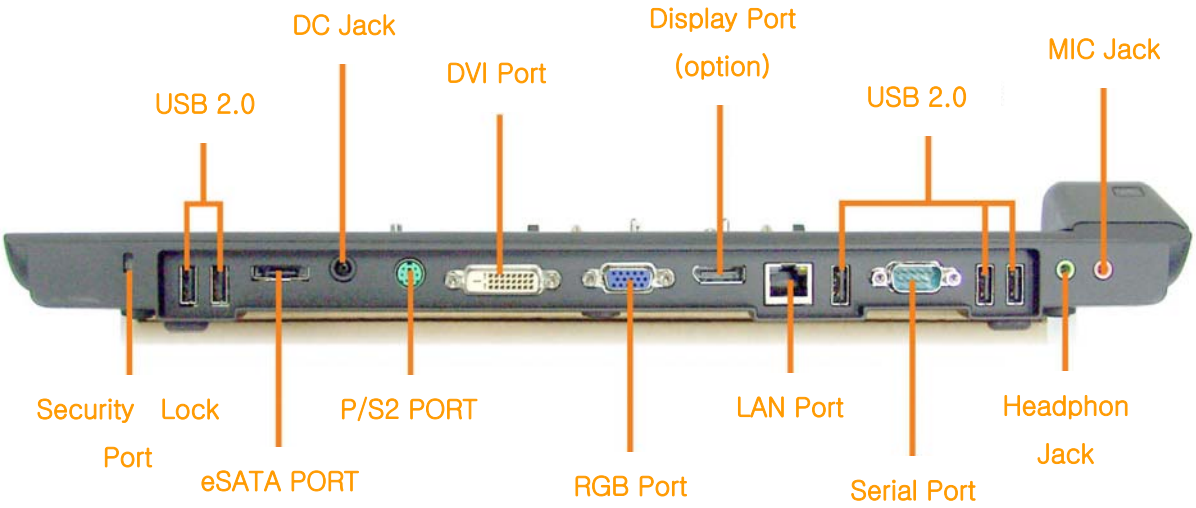

- 이 문서는 삼성전자의 기술 자산으로 승인자만이 사용할 수 있습니다 -
- This Document can not be used without Samsung's authorization -

2. Introdution and Specification

Isolation Keyboard

Shortcut Keys

You can use the following functions by pressing the keys below with the **Fn** key.

Fn+	Name	Function
Esc	**REST (Sleep Mode)**	Switches to Sleep mode. To wake the computer up, press the Power button.
F2	**Gauge**	Shows the remaining battery charge. You can only use this function when the Easy Display Manager program is installed.
F3	**Euro**	Enters the Euro monetary unit symbol. This key may not be provided depending on the keyboard type.
F4	**CRT/LCD**	Switches the screen output to the LCD or external monitor when an external monitor (or TV) is connected to the computer. 66
F5	**Backlit**	Turns the LCD backlight on or off.
F6	**Mute**	Mutes or cancels mute.
F7	**Samsung Magic Doctor**	System diagnosis, recovery and Internet consultation program, Samsung Magic Doctor, will be launched.
F8	**Easy SpeedUp Manager**	You can select operation mode when you need maximum system performance or low-noise/low power consumption with one-click. ● **Silent:** Low-noise and low power consumption mode ● **Normal:** Normal Mode ● **Speed:** Maximum performance mode. The system operates in its maximum performance, and system resources are allocated to the currently active program with priority for maximum performance.
F9	**Wireless LAN**	Turns the wireless LAN function on or off in models with wireless LAN capability.

- 이 문서는 삼성전자의 기술 자산으로 승인자만이 사용할 수 있습니다 -
- This Document can not be used without Samsung's authorization -

2. Introdution and Specification

Fn+	Name	Function
F10	Touchpad	Turns the Touchpad function on or off. When using an external mouse only, you can turn the Touchpad off.
F11	Num Lock	Turns the numeric keyboard on or off.
F12	Scroll Lock	If you turn the Scroll Lock on, you can scroll the screen up or down without changing the cursor location in some applications.

Screen Brightness Control

To adjust the LCD brightness press the **Fn** + key combination or the **Fn** + key combination.

The changed screen brightness is displayed at the center of the screen for a moment.

Volume Control

To control the volume, press the **Fn** + key combination or the **Fn** + key combination.

You can mute the sound or cancel the mute function by clicking the **Fn** + F6 key combination.

Isolation Key

The numbers are printed in blue on the numeric keys.

If Num Lock is turned on by pressing the **Fn** + F11 key combination, you can use the numeric keys to enter digits.

Other Function Key

- **Application Key**
  Performs the right-click mouse function (touchpad).
- **Internet Explorer Quick Launch Key :** (+)
  Launches Internet Explorer.

- 이 문서는 삼성전자의 기술 자산으로 승인자만이 사용할 수 있습니다 -
- This Document can not be used without Samsung's authorization -

2 – 7. SW List

Item		Specification	Ver	Comment
OS	Vista	Windows® Vista™ Home Basic		
	Wireless LAN driver	Marvell LAN Driver [10/100 & GbE]	10.62.1.3	
	Gfx driver	Ndivia 9200M GS	176.24	
	Sound Driver	ALC262-GR	6.0.1.5659LogoEDS	
	Touchpad Driver	Synaptics touchpad	11.1.3.0(Gesture)	
	Bluetooth Driver	Broadcom Bluetooth Driver	6.0.1.6300	
	LAN Driver	Marvell LAN Driver	10.62.1.3	
Application		Samsung Battery Manager 3.0	3.2.1.7	
		Samsung Recovery Solution 3	3.0.0.6	
		Samsung Update Plus	1.3.0.12	
		Samsung Magic Doctor 5.0	5.0.3.4	
		Infinion TPM utility	3.00.1413.00	
		Adobe Reader	8.1.0.137	
		McAfee Anti-Virus	8.0.226.0	
		Screen Saver	1.0.2.1	
		Wallpaper	2.0.0.0	
		Play Camera	2.0.0.13	
		MS Office 2007 Ready	1.2	
		Easy Speedup Manager	2.0.1.0	
		Easy Display Manager	2.2.9.0	
		Easy Network Manager	4.0.0.13	
		Easy Partition Manager	2.2.2.2b	

- 이 문서는 삼성전자의 기술 자산으로 승인자만이 사용할 수 있습니다 -
- This Document can not be used without Samsung's authorization -

2 – 8. Bios

Main

SATA Port 1
- HDD model name is displayed in this item for SATA Port 1.

Slot 1 Memory
- Memory size of the slot 1.

Slot 2 Memory
- Memory size of the slot 1.

Graphics Memory
- [Auto : Shared] : Selected graphics memory depend on system memory size automatically
- [128 MB : Shared] : Selected 128 MB graphics memory size.
- [256 MB : Shared] : Selected 256 MB graphics memory size.
- [Max : Shared] : Selected maximum graphics memory size.

– these matters fall under windows XP, Graphics memory size selected automatically on Windows vista system.

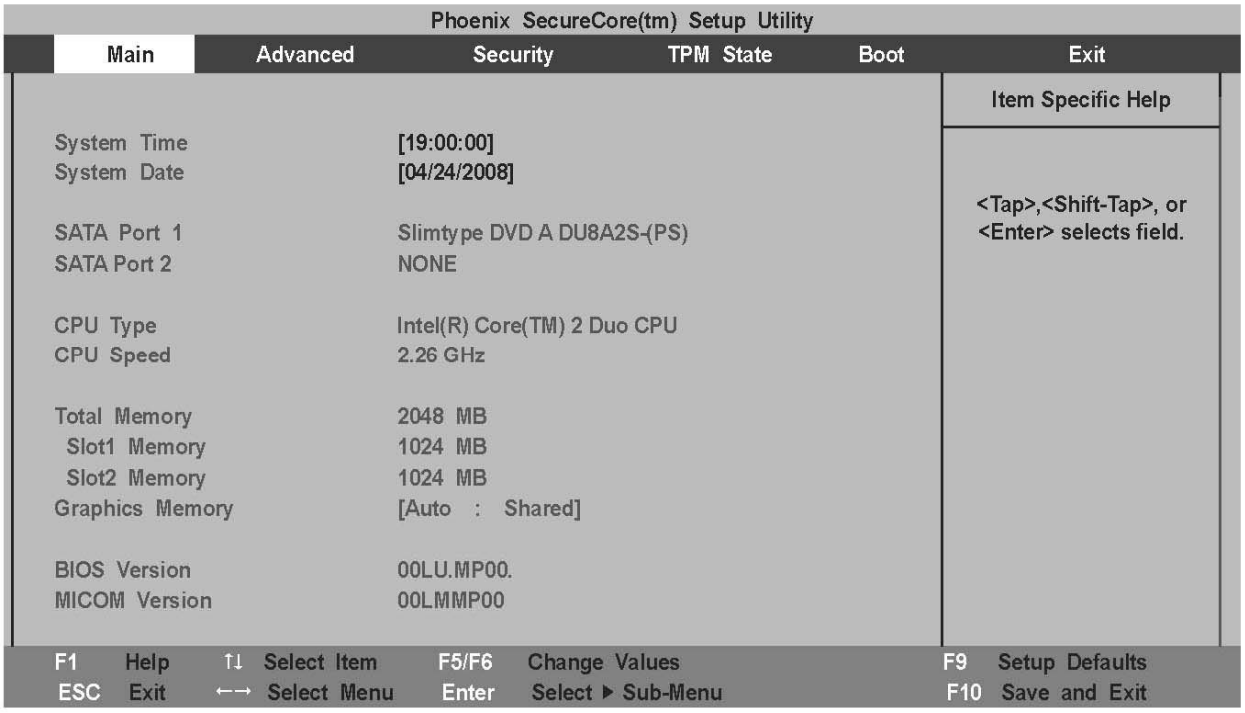

- 이 문서는 삼성전자의 기술 자산으로 승인자만이 사용할 수 있습니다 -
- This Document can not be used without Samsung's authorization -

BIOS Setup Graphic memory

• Select Auto or Max, main memory shared as like sheet that is under.

메인메모리 용량	1GB		2GB		3GB		4GB	
Mode	BIOS	XP	BIOS	XP	BIOS	XP	BIOS	XP
Auto	128MB	128MB	256MB	256MB	256MB	256MB	256MB	256MB
128MB	128MB	128MB	128MB	128MB	128MB	128MB	128MB	128MB
256MB	256MB	256MB	256MB	256MB	256MB	256MB	256MB	256MB
Max	512MB	512MB	1024MB	1024MB	1024MB	1024MB	1024MB	1024MB

∴ Max : New item of Intel Montevina Chipset(Internal Graphics)

• These matters fall under windows XP.
• Graphics memory size selected automatically on Windows vista system.
(Auto control graphics memory size on windows Vista.)
- System Momory Size 1GB : 253MB
- System Momory Size 2GB : 765MB
- System Momory Size 3GB : 1277MB
- System Momory Size 4GB : 1292MB
(Gfx Memory size can be a little different.)

- 이 문서는 삼성전자의 기술 자산으로 승인자만이 사용할 수 있습니다 -
- This Document can not be used without Samsung's authorization -

Advanced

Intel(R) SpeedStep(TM)
- This selects whether Intel SpeedStep™ Thchnology is enabled or not.

Legacy OS Boot
- Enable support for Legacy OS Boot.

Legacy USB Support
- Enable support for Legacy Universal Serial Bus.

Large Disk Access Mode
- UNIX, Novell NetWare or other O/S, select 'Dos'.

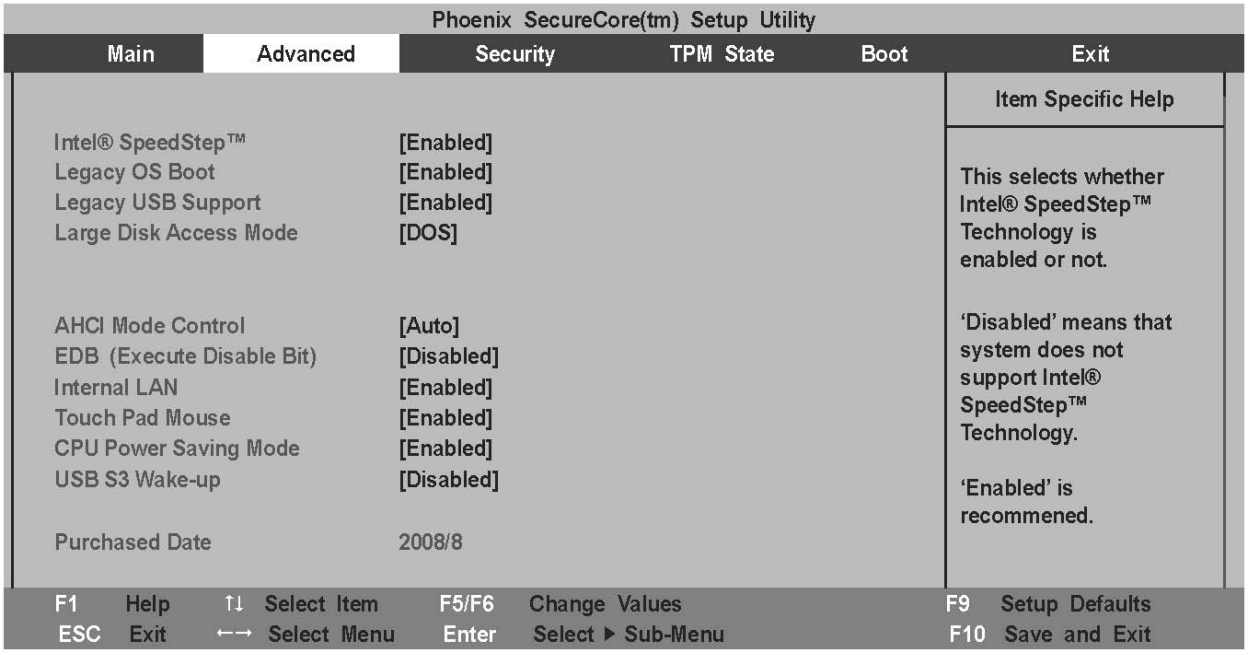

AHCI Mode Control
- Select a AHCI mode always enabled or disabled.

EDB (Execute Disable Bit)
- supports the Data Execution Prevention (DEP) feature. DEP is a set of H/W & S/W technologies that perform additional checks on memory to help prevent malicious code from running on a system.

Internal LAN
- "Enabled" will allow the internal LAN to operate correctly.

CPU Power Saving Mode
- 'Enabled' will decrease system power consumption.

USB S3 Wake-up
- Select Enabled to support that system can be waked up from ACPI S3 state by USB activities.

Low Power Mode
- Enable or disable selection of Graphic Render Clock Low Power Mode enabled: 320MHz, Disabled: 533MHz

- 이 문서는 삼성전자의 기술 자산으로 승인자만이 사용할 수 있습니다 -
- This Document can not be used without Samsung's authorization -

Security

Set the Supervisor Password
- Supervisor Password controls access to the setup utility.

Set a User Password
- User Password controls access to a few items in the setup utility.

Password on Boot
- Supervisor Password controls access to system boot.

Fixed Disk Boot Sector
- "Write Protect" will protect to write in Boot Sector of HDD.

TPM Support
- Enable Trusted Platform Module support

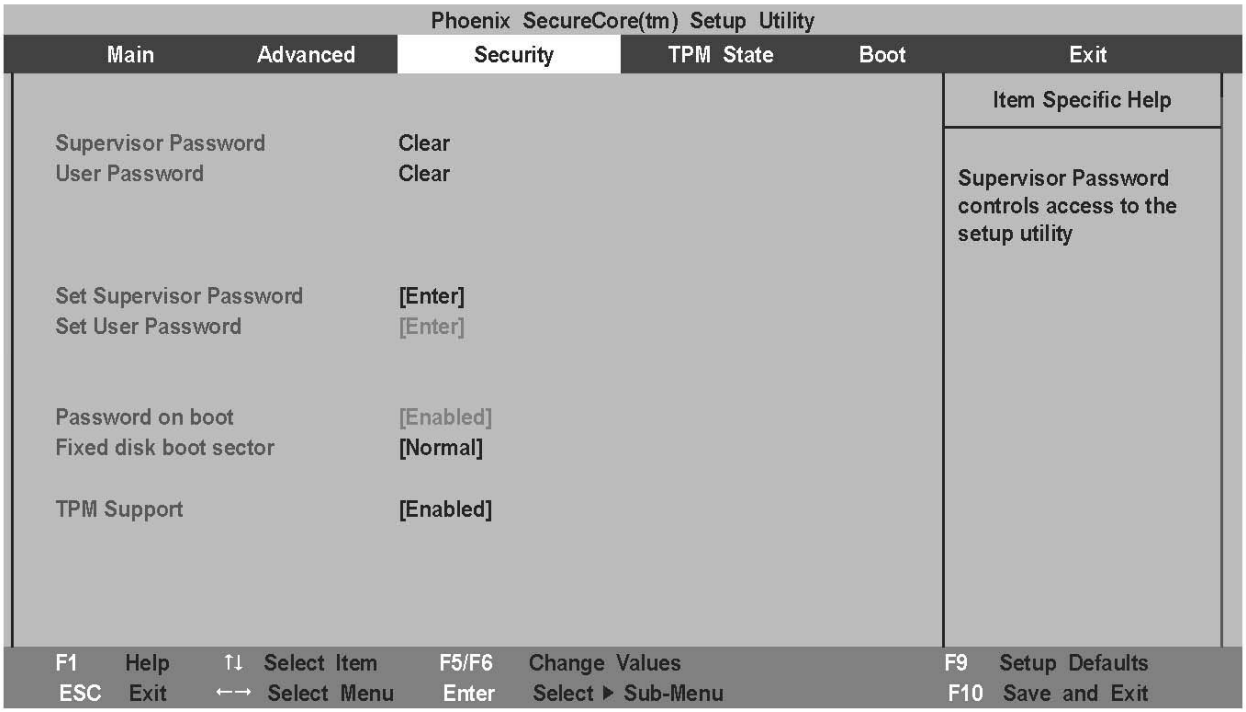

- 이 문서는 삼성전자의 기술 자산으로 승인자만이 사용할 수 있습니다 -
- This Document can not be used without Samsung's authorization -

TPM

Change TPM State

- Select TPM state Activate or Deactivate.
  No Change
  Enable & Activate
  Deactivate & Disable
  Clear

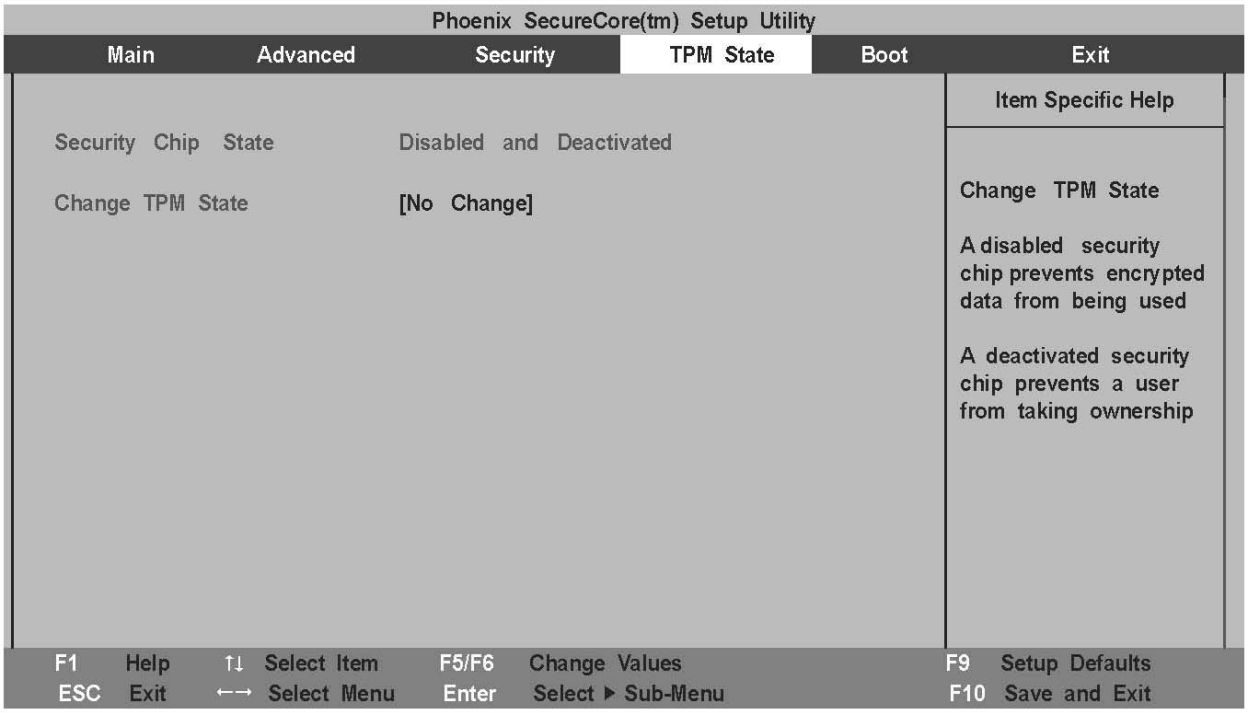

- 이 문서는 삼성전자의 기술 자산으로 승인자만이 사용할 수 있습니다 -
- This Document can not be used without Samsung's authorization -

Boot Device

Boot Device Priority
- Select system boot options.

NumLock
- Selects Power-on state for Numlock.

Enable Keypad
- Select a method of Keypad.
  - [Only By Fn Key] : Leave the embedded keypad disabled when the Numlock LED is on.
  - [By NumLock] : Enable the embedded keypad when Numlock LED is on and no external keyboard is attached.

Summary Screen
- Display system configuration on boot.

Boot-time Diagnostic Screen
- Display the diagnostic screen during boot.

PXE OPROM
- This selects whether network boot PXE will be loaded or not during the POST.

Brightness Control Mode
- [Auto] : The brightness values are set by the status of AC adapter at each bootup.
- [User Control] : The brightness values could be remained regardless of the status of AC adapter.

Wireless Device Control
- [Always On / Off] : The wireless devices are turned on or not.
- [Last Status] : The wireless devices are restored to last status.

Smart Battery Calibration
- If you select this option, the system battery will be discharged completely for more accurate battery level detection. This option only works with SMART battery.

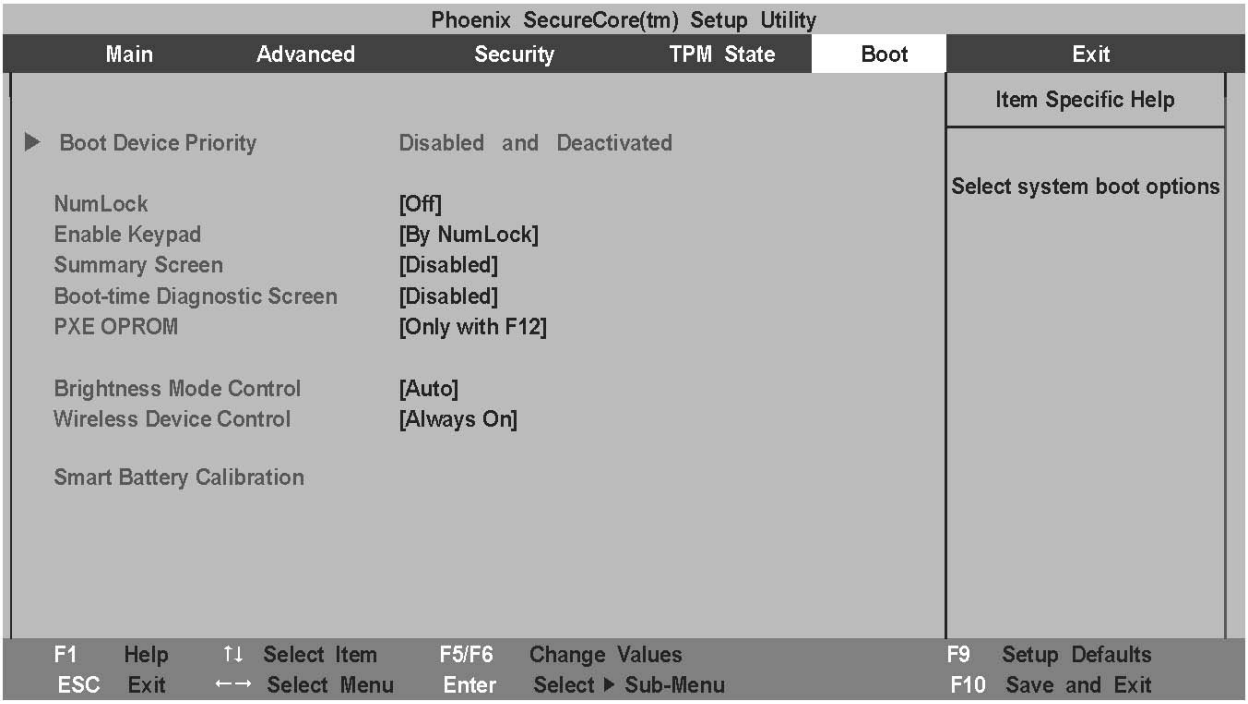

- 이 문서는 삼성전자의 기술 자산으로 승인자만이 사용할 수 있습니다 -
- This Document can not be used without Samsung's authorization -

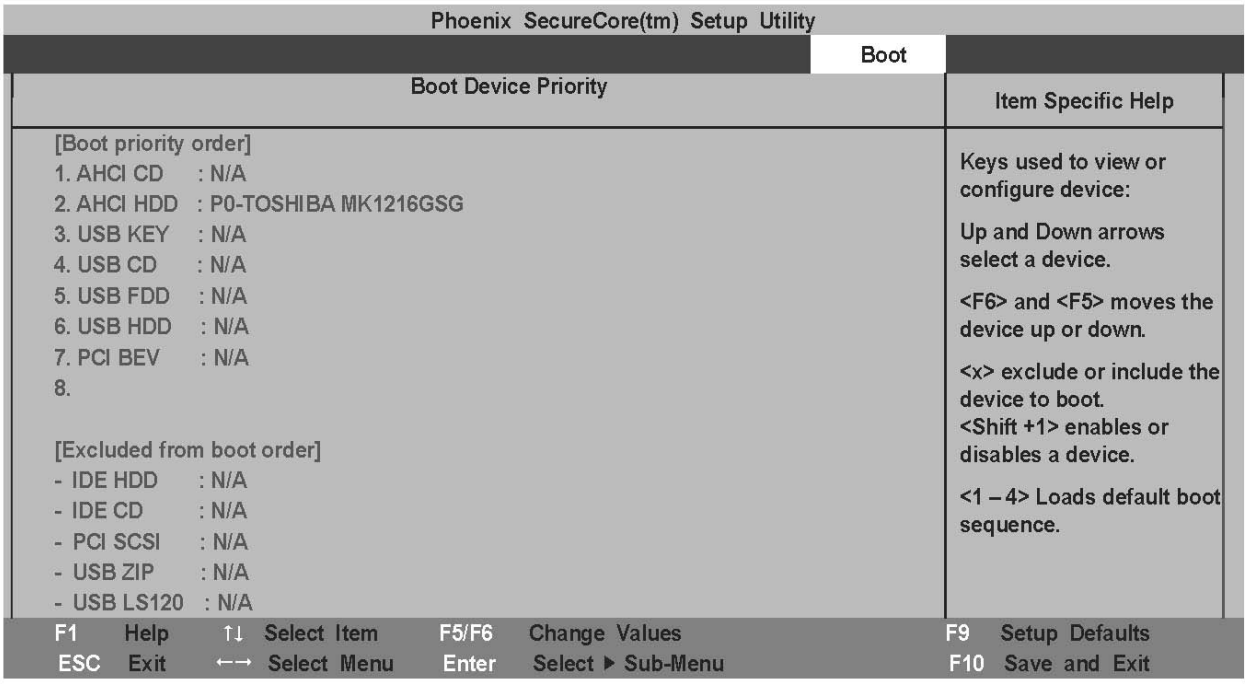

- 이 문서는 삼성전자의 기술 자산으로 승인자만이 사용할 수 있습니다 -
- This Document can not be used without Samsung's authorization -

Exit

Exit Saving changes
- Exit System Setup and save your changes to CMOS.

Exit Discarding Changes
- Exit utility without saving Setup data to CMOS.

Load Setup Defaults
- Load default values for all SETUP items.

Discard Changes
- Load previous values from CMOS for all SETUP items.

Save Changes
- Save Setup Data to CMOS.

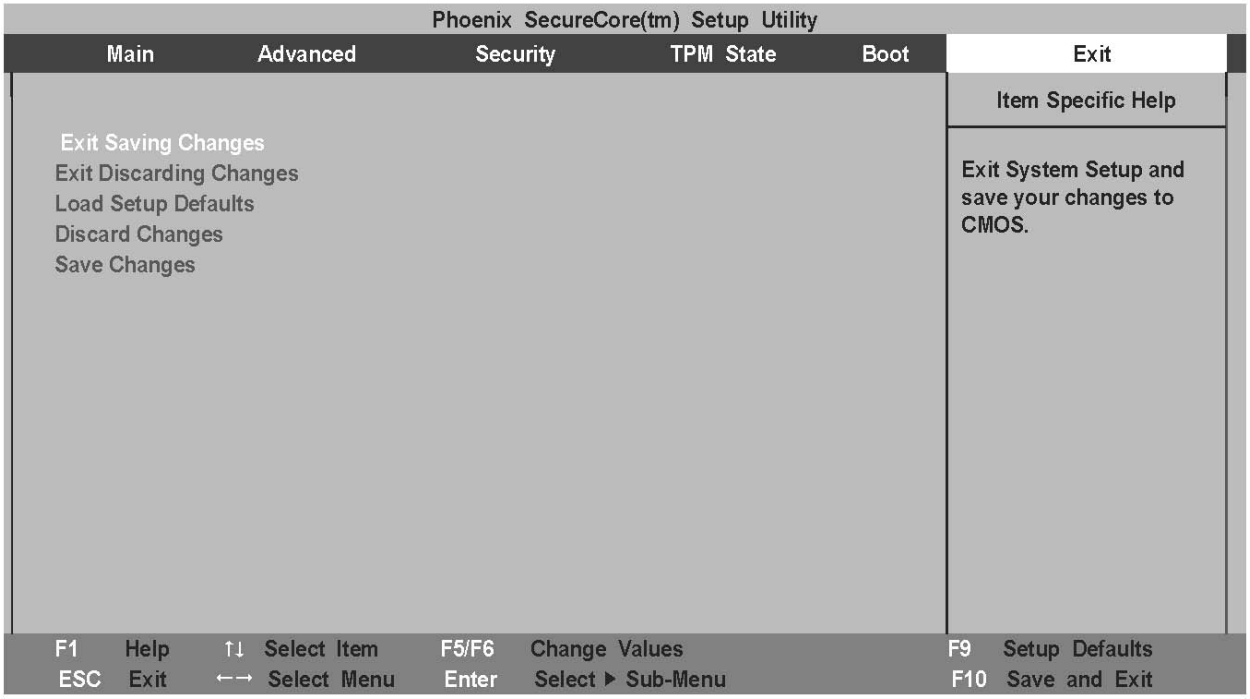

- 이 문서는 삼성전자의 기술 자산으로 승인자만이 사용할 수 있습니다 -
- This Document can not be used without Samsung's authorization -

2 – 9. Mainboard Part Description

TOP



1	CPU Socket
2	PM45 GMCH
3	NB9M-GS GPU
4	MICOM
5	Clock generator
6	BIOS ROM
7	LAN Controller
8	RTC Battery Cable Connector
9	SIM Card Socket (SIM1)
10	Memory Socket (DDR1)
11	Memory Socket (DDR2)
12	Docking Connector
13	HDD FPC Connector
14	FAN Cable Connector

Bottom



1	ICH9M
2	Graphic RAM
3	CPU Proadlizer
4	Audio codec
5	Debug Card Connector
6	LCD Cable Connector
7	Speaker connector
8	Mic connector
9	Touchpad FPC Connector
10	Keyboard Connector
11	Bluetooth Cable Connector
12	PCI-E sub connector
13	Audio/LED sub connector
14	Modem/USB sub connector
15	Fingerprint sub connector

- 이 문서는 삼성전자의 기술 자산으로 승인자만이 사용할 수 있습니다 -
- This Document can not be used without Samsung´s authorization -

5. Exploded View

SYSTEM

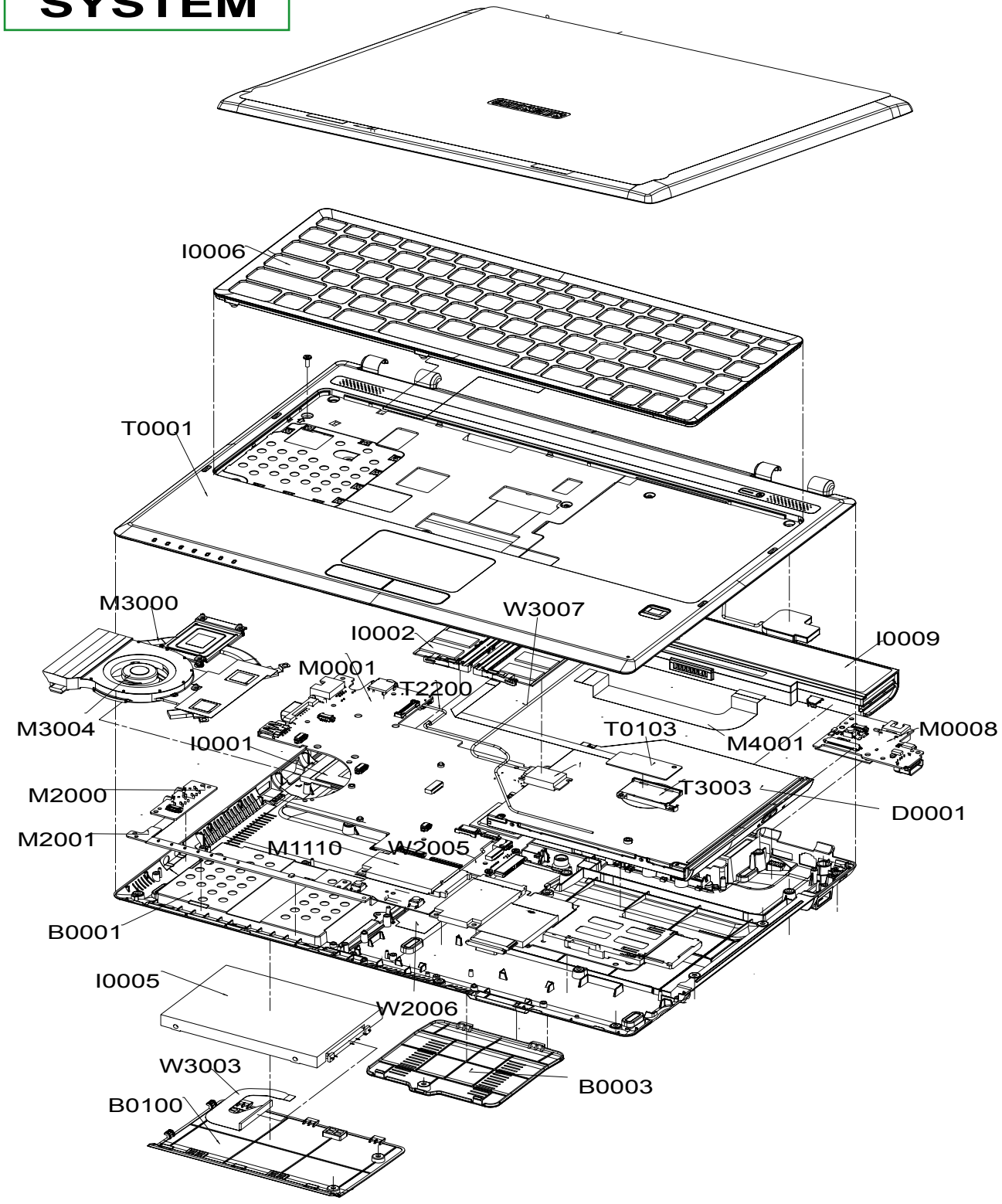

- 이 문서는 삼성전자의 기술 자산으로 승인자만이 사용할 수 있습니다 -
- This Document can not be used without Samsung's authorization -

5. Exploded View

ASSY-LCD

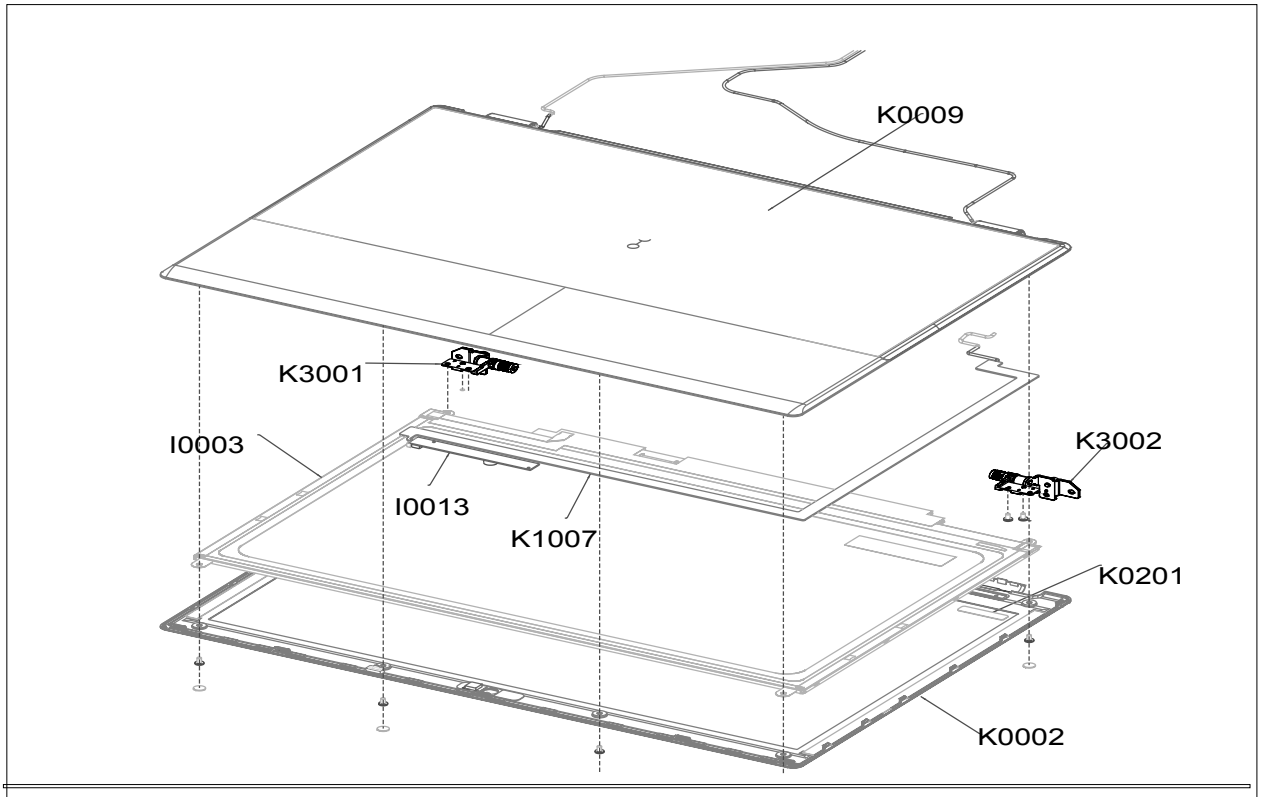

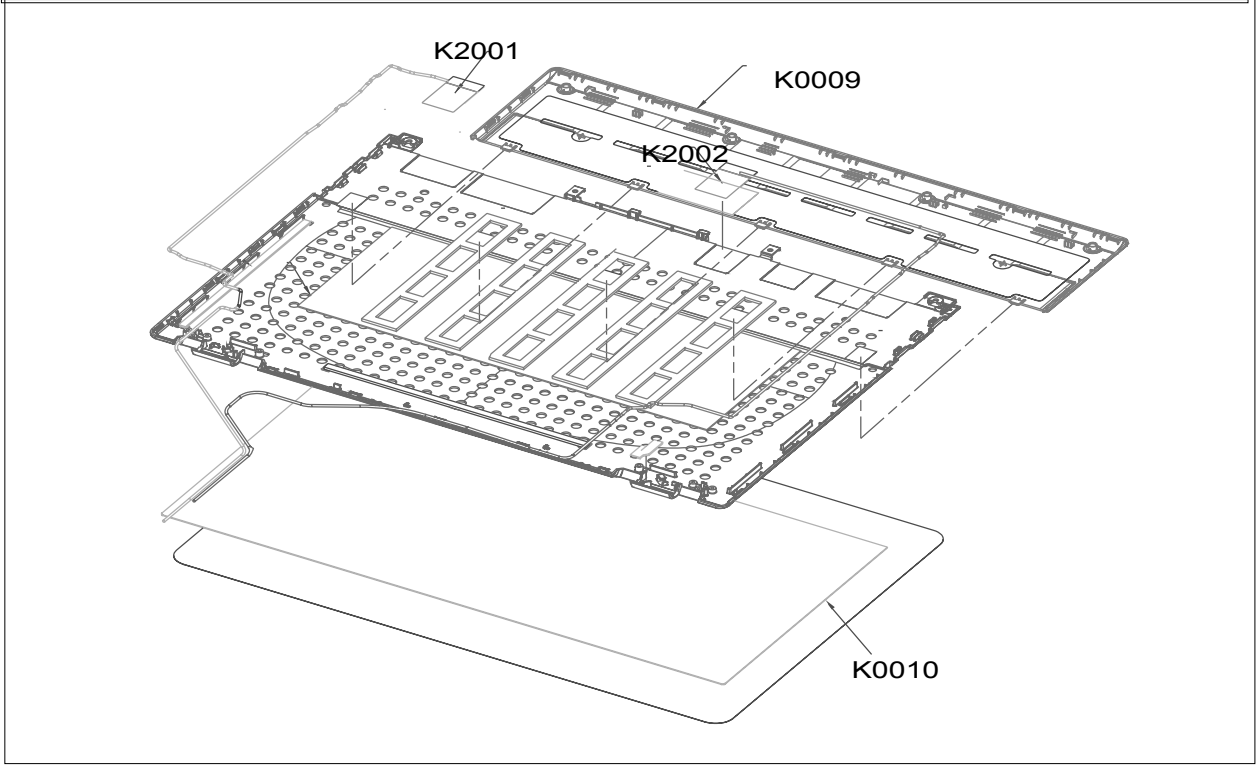

- 이 문서는 삼성전자의 기술 자산으로 승인자만이 사용할 수 있습니다 -
- This Document can not be used without Samsung's authorization -

5. Exploded View

UNIT-HOSUNG_TOP

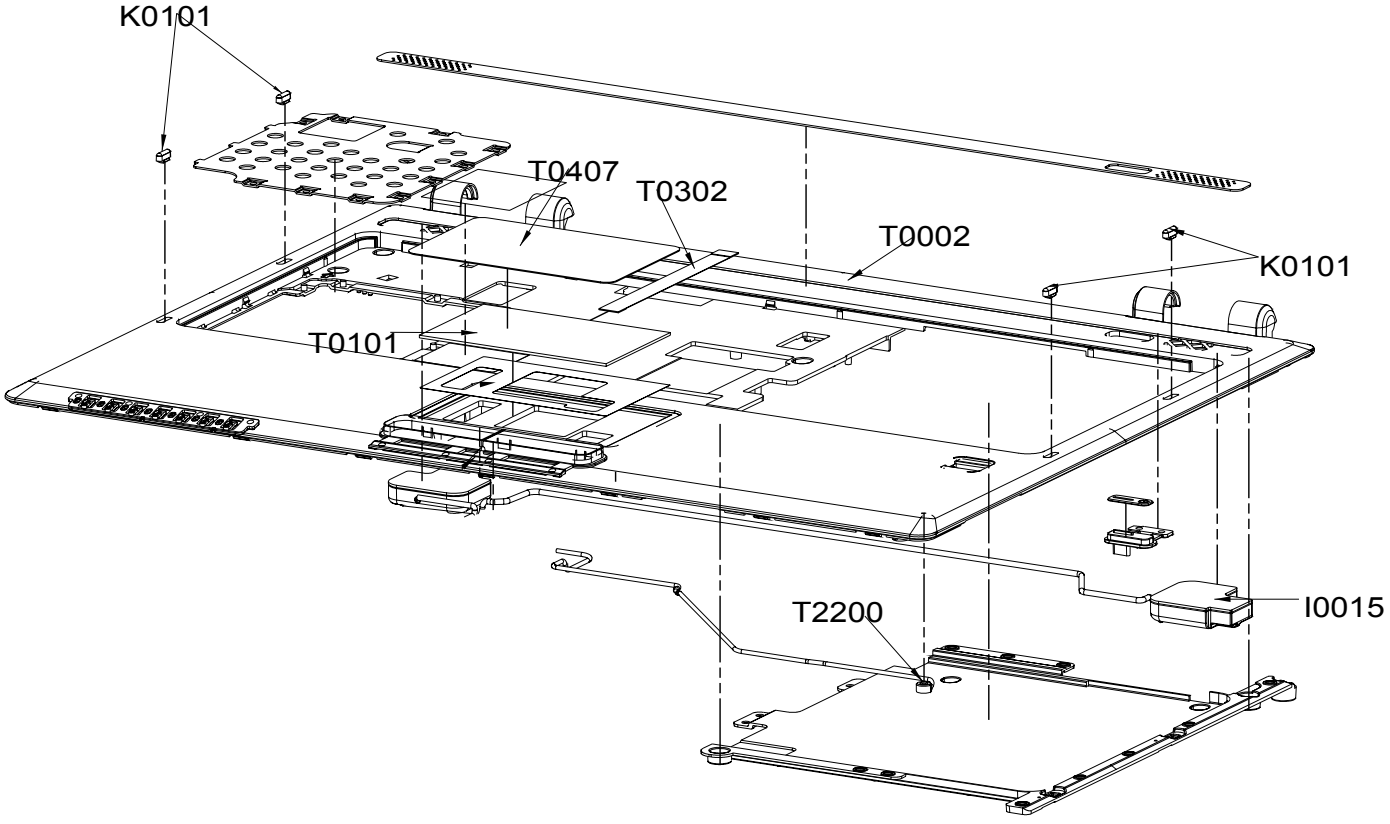

- 이 문서는 삼성전자의 기술 자산으로 승인자만이 사용할 수 있습니다 -
- This Document can not be used without Samsung's authorization -

5. Exploded View

UNIT-HOSUNG_BOTTOM

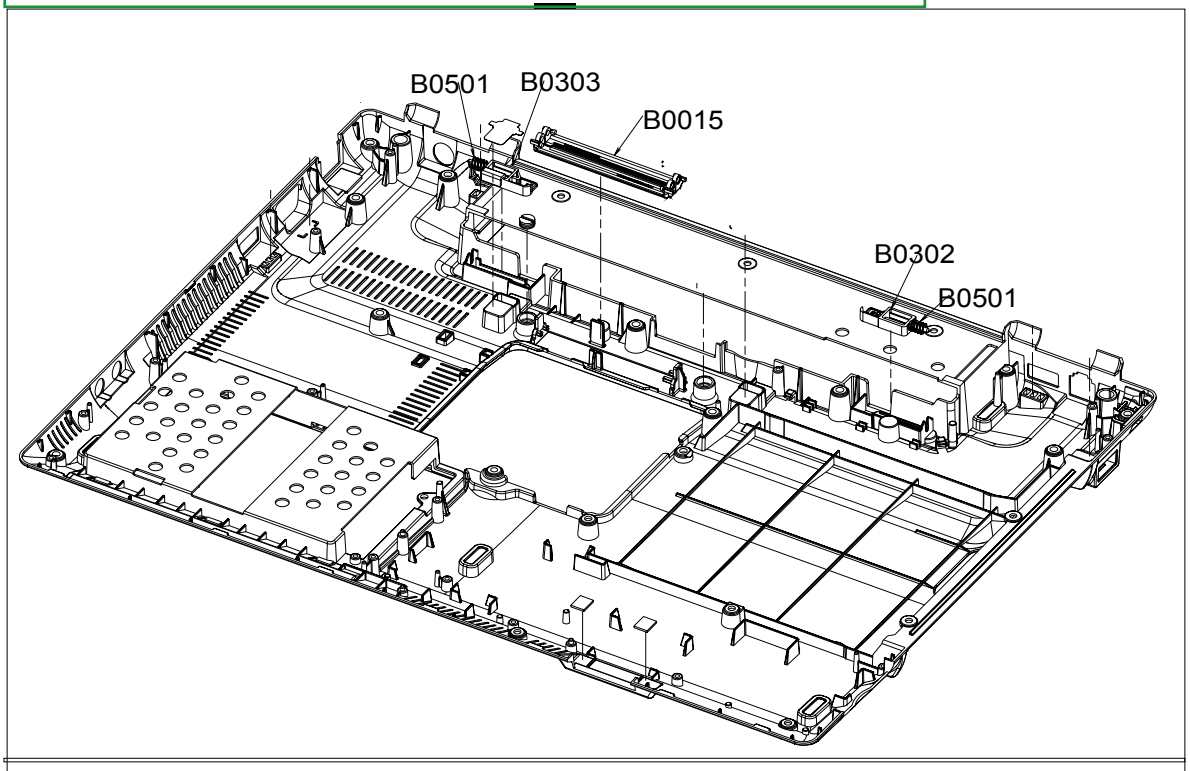

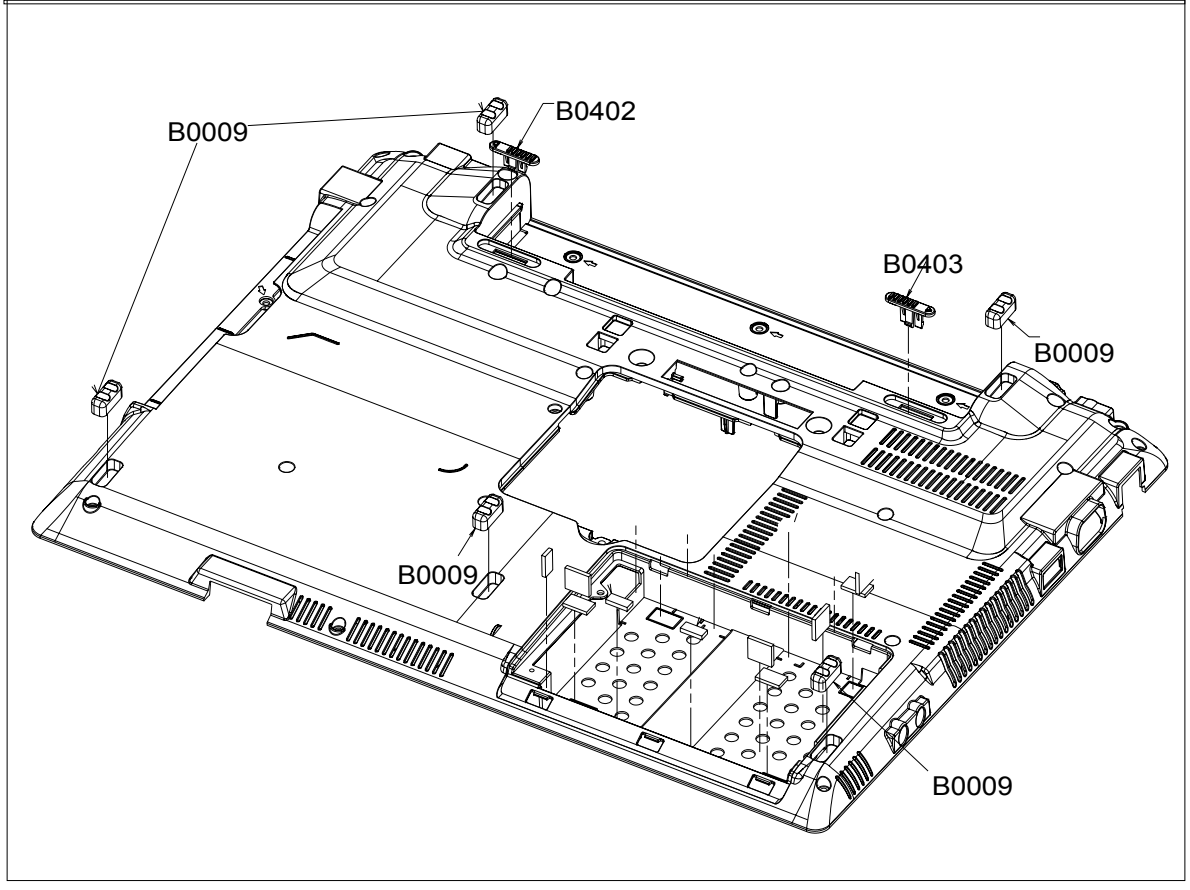

- 이 문서는 삼성전자의 기술 자산으로 승인자만이 사용할 수 있습니다 -
- This Document can not be used without Samsung's authorization -

5. Exploded View

Unit-ODD

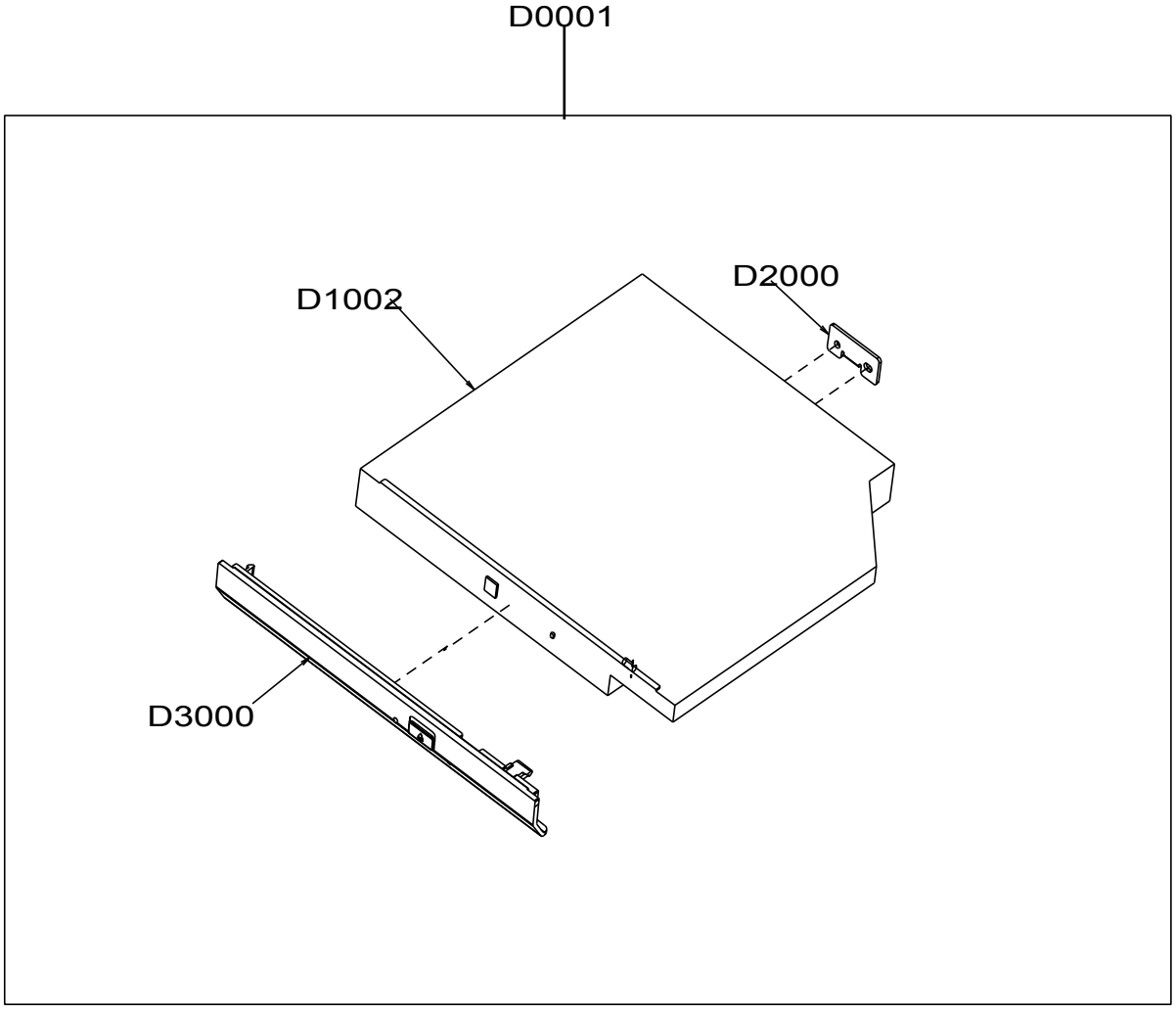

- This Document can not be used without Samsung's authorization -

Part List : NP-X460-AS04RU

Ver.	Location	Part Number	Part Name & Specification	Q'ty	SA/SNA	Parent Part
0001	A0004	BA46-08827A	S/W MICOM;SANTORINI,-,SYSTEM,ALL,00LY,-,	1	SNA	BA92-04982D
0001	A0010	3903-000055	CBF-POWER CORD;DT,EU,CP2/NO,E(IEC320 C7)	1	SC	NP-X460-AS04RU
0001	A1001	BA46-08031A	S/W CD;RCD,NP/DT,VISTAHP SP1,1.0,RUS,DVD	1	SA	BA99-13312A
0001	B0015	BA81-04970A	DOOR-DOCKING;OXFORD,PC,W56.2*L6*H4,T1mm,	2	SA	BA75-02121A
0001	B0302	BA81-05061A	LINK-BATTERY_L;SAMOA,POM,W31*L9.8*T4.6mm	1	SA	BA75-02121A
0001	B0402	BA81-05059A	KNOB-BATTERY_L;SAMOA,PC/ABS,W20.1*L4.6*T	1	SA	BA75-02121A
0001	B0403	BA81-05060A	KNOB-BATTERY_R;SAMOA,PC/ABS,W20.1*L4.6*T	1	SA	BA75-02121A
0001	B0501	BA61-00780A	SPRING ETC-BATT;AQUILA-P,STS304,CD0.3,ID	2	SA	BA75-02121A
0001	B0504	BA61-00039A	SPRING ETC-DOCKING;BAUHAUS,STS304-WPA,CD	1	SA	BA75-02121A
0001	D1002	BA59-02313A	DVD-SUPERMULTI;DU-8A2S,8X,170ms,SATA,2MB	1	SA	BA96-03774A
0001	ETC01	BA68-40010Y	LABEL-ETC;S3935,-,POLYESTER,T0.025,-,-,-	1	SNA	NP-X460-AS04RU
0001	G0003	BA59-02321A	MODULE-WLAN;N/P,512AGXMMWG,-,802.11AG,mi	1	SA	NP-X460-AS04RU
0001	G0011	BA59-01691A	MODULE-BLUETOOTH;Bluetooth V2.0,T60H928.	1	SA	NP-X460-AS04RU
0001	G0011	BA59-01916A	MODULE-BLUETOOTH;Bluetooth Version 2.0,B	1	SA	NP-X460-AS04RU
0001	I0001	0902-002356	IC-MICROPROCESSOR;AW80577SH0413M,2.0GHz,	1	SA	NP-X460-AS04RU
0001	I0002	1105-001921	IC-DRAM MODULE;M471B5673DZ1-CF8,DDR3 SDR	1	SA	NP-X460-AS04RU
0001	I0002	1105-001923	IC-DRAM MODULE;M471B2874DZ1-CF8,DDR3 SDR	1	SA	NP-X460-AS04RU
0001	I0005	BA59-02190A	HDD;250G,HM250JI,S63,H16,D16385,H9.5mm,2	1	SA	NP-X460-AS04RU
0001	I0005	BA59-02205A	HDD;250G,HTS542525K9A300,S63,H16,D16385,	1	SC	NP-X460-AS04RU
0001	I0005	BA59-02211A	HDD;250G,MHY2250BH,S63,H16,D16385,9.5mm,	1	SC	NP-X460-AS04RU
0001	I0005	BA59-02288A	HDD;250G,MK2546GSX,S63,H16,D16385,H9.5mm	1	SC	NP-X460-AS04RU
0001	I0005	BA59-02346A	HDD;250G,MHZ2250BH-G2,S63,H16,D16385,9.5	1	SC	NP-X460-AS04RU
0001	I0005	BA59-02348A	HDD;250G,HTS543225L9A300,S63,H16,D16385,	1	SC	NP-X460-AS04RU
0001	I0005	BA59-02354A	HDD;250G,HM251JI,S63,H16,D16385,9.5mm,2.	1	SC	NP-X460-AS04RU
0001	I0005	BA59-02376A	HDD;250G,MK2552GSX,S63,H16,D16385,H9.5mm	1	SA	NP-X460-AS04RU
0001	I0007	BA44-00238A	ADAPTOR;0335C1960,AD-6019,-,90to264Vac,4	1	SA	NP-X460-AS04RU
0001	I0007	BA44-00243A	ADAPTOR;ADP-60ZH A,AD-6019,-,90to264Vac,	1	SA	NP-X460-AS04RU
0001	I0009	BA43-00149A	BATTERY;P32R07-02-H01,SEDONA,Li-ion,2P3S	1	SC	NP-X460-AS04RU
0001	I0009	BA43-00150A	BATTERY;3UR18650F-2-SDN-12,Sedona,Li-ion	1	SC	NP-X460-AS04RU
0001	I0013	BA59-02305A	MODULE-CAMERA;SCB-1400D,GD-5932AA,1.3M C	1	SA	BA96-03819A
0001	K0101	BA81-03448A	RUBBER-FRONT_LOWER;HAINAN2,DOMESTIC,SR,W	4	SA	BA81-05613A
0001	L1004	BA68-20039A	LABEL-PPID_E;BLADE,-,PET,-,W50.8,L12.7mm	2	SA	BA96-03819A
0001	L1005	BA68-20323A	LABEL CAUTION;NOTE PC,-,PET,T0.06,W30.0,	1	SNA	BA81-05613A
0001	LABE1	BA68-40012N	LABEL-LOCATION;NOTE PC,-,ART PAPER,-,W6.	1	SNA	BA92-04982D
0001	M0006	BA39-00431A	WIRE HARNESS;RTC battery assy.,-,UL 1061	1	SA	BA92-05320A
0001	M1002	3301-001272	BEAD-SMD;120ohm,2x1.25x1mm,-,TR,-,-,-	2	SNA	BA92-04982C
0001	M1002	3301-001569	BEAD-SMD;600ohm,2012,1000mA,TP,520ohm/90	2	SNA	BA92-04982C
0001	M1002	3301-001594	BEAD-SMD;90ohm,2.0*1.2*1.3mm,-,TP,-,-,-	1	SA	BA92-04982C
0001	M1004	2203-000233	C-CER,CHIP;0.1nF,5%,50V,C0G,1005	4	SNA	BA92-04982C
0001	M1004	2203-000278	C-CER,CHIP;0.01nF,0.5pF,50V,C0G,1005	2	SNA	BA92-04984D
0001	M1004	2203-000425	C-CER,CHIP;0.018nF,5%,50V,C0G,1005	2	SNA	BA92-04984D
0001	M1004	2203-000438	C-CER,CHIP;1nF,10%,50V,X7R,1005	1	SNA	BA92-04985D
0001	M1004	2203-000440	C-CER,CHIP;1nF,10%,50V,X7R,1608	1	SNA	BA92-04982C
0001	M1004	2203-000489	C-CER,CHIP;2.2nF,10%,50V,X7R,1005	4	SNA	BA92-04982C
0001	M1004	2203-000575	C-CER,CHIP;220nF,10%,25V,X7R,TP,2012	2	SNA	BA92-04982C
0001	M1004	2203-000585	C-CER,CHIP;0.22nF,10%,50V,X7R,1005	2	SNA	BA92-04982C
0001	M1004	2203-000940	C-CER,CHIP;0.47nF,10%,50V,X7R,1005	6	SNA	BA92-04982C
0001	M1004	2203-001103	C-CER,CHIP;6.8nF,10%,50V,X7R,1608	1	SNA	BA92-04982C
0001	M1004	2203-001405	C-CER,CHIP;22nF,+80-20%,25V,Y5V,1005	3	SNA	BA92-04982C

- This Document can not be used without Samsung's authorization -

Part List : NP-X460-AS04RU

Ver.	Location	Part Number	Part Name & Specification	Q'ty	SA/SNA	Parent Part
0001	M1004	2203-001683	C-CER,CHIP;0.068nF,5%,50V,NP0,1608	1	SA	BA92-04982C
0001	M1004	2203-002050	C-CER,CHIP;47nF,10%,50V,X7R,1608	1	SNA	BA92-04982C
0001	M1004	2203-002443	C-CER,CHIP;0.33nF,10%,50V,X7R,1005	2	SNA	BA92-04982C
0001	M1004	2203-002720	C-CER,CHIP;10nF,10%,25V,X7R,1005	1	SNA	BA92-04984C
0001	M1004	2203-005221	C-CER,CHIP;15nF,10%,50V,X7R,1608	1	SNA	BA92-04982D
0001	M1004	2203-005482	C-CER,CHIP;100nF,10%,10V,X5R,1005	4	SNA	BA92-04984D
0001	M1004	2203-005918	C-CER,CHIP;1000nF,10%,6.3V,X7R,1608	1	SA	BA92-04984C
0001	M1004	2203-006000	C-CER,CHIP;1nF,10%,3000V,X7R,TP,4520	3	SA	BA92-04982C
0001	M1004	2203-006170	C-CER,CHIP;220nF,10%,16V,X7R,1608	1	SNA	BA92-04982C
0001	M1004	2203-006324	C-CER,CHIP;2200nF,10%,10V,X5R,1608	5	SNA	BA92-04982C
0001	M1004	2203-006336	C-CER,CHIP;10000nF,10%,25V,X5R,3216	14	SNA	BA92-04982C
0001	M1004	2203-006348	C-CER,CHIP;1000nF,10%,25V,X5R,TP,1608	1	SNA	BA92-04985D
0001	M1008	3708-001824	CONNECTOR-FPC/FFC/PIC;8P,0.5mm,SMD-A,AU,	1	SNA	BA92-04982C
0001	M1009	3711-000456	HEADER-BOARD TO CABLE;BOX,4P,1R,1.25mm,S	1	SA	BA92-04982D
0001	M1009	3711-000922	HEADER-BOARD TO CABLE;BOX,4P,1R,1.25mm,S	3	SNA	BA92-04982C
0001	M1009	3711-005753	HEADER-BOARD TO BOARD;BOX,10P,1R,1mm,SMD	1	SNA	BA92-04984A
0001	M1012	2402-001125	C-ORGANIC;15uF,20%,25V,-,TP,7.3x4.3x1.9m	4	SNA	BA92-04982D
0001	M1013	2801-003856	CRYSTAL-SMD;0.032768MHz,20ppm,28-ACP,7pF	1	SA	BA92-04982C
0001	M1014	0402-001024	DIODE-RECTIFIER;MBR0540,40V,0.5A,SOD-123	1	SNA	BA92-04982C
0001	M1016	0401-000132	DIODE-SWITCHING;BAV99,70V,50mA,SOT-23,TP	2	SNA	BA92-04982C
0001	M1018	0505-001883	FET-SILICON;RHU002N06,N,60V,200MA,3.3OHM	1	SNA	BA92-04985D
0001	M1021	1201-001991	IC-AUDIO AMP;TPA6017A2PWPR,TSSOP,20P,6.5	1	SA	BA92-04982D
0001	M1023	2703-002073	INDUCTOR-SMD;1uH,10%,2012	1	SNA	BA92-04982D
0001	M1024	0801-002478	IC-CMOS LOGIC;7SZ14,SCHMITT TRIGGER,SOT-	1	SNA	BA92-04982D
0001	M1024	0904-002073	IC-I/O SUPPORT CHIP;SLB9635TT1.2,4Bit,TS	1	SA	BA92-04982D
0001	M1025	1203-003344	IC-POSI.FIXED REG.;MIC5252,SOT-23,5P,2.9	1	SNA	BA92-04982C
0001	M1026	2703-001839	INDUCTOR-SMD;82nH,5%,1608	3	SNA	BA92-04982D
0001	M1026	2703-003135	INDUCTOR-SMD;4.7uH,20%,6965	1	SNA	BA92-04982C
0001	M1026	2703-003170	INDUCTOR-SMD;3.3uH,20%,6965	1	SNA	BA92-04982C
0001	M1026	2703-003191	INDUCTOR-SMD;2.2uH,20%,6965	4	SNA	BA92-04982C
0001	M1028	3722-002002	JACK-USB;4P/1C,AUF/TIN,BLK,ANGLE-OFFSET,	1	SA	BA92-04982D
0001	M1029	2007-000057	R-CHIP;40.2Kohm,1%,1/10W,TP,1608	2	SNA	BA92-04982C
0001	M1029	2007-000066	R-CHIP;20Kohm,1%,1/10W,TP,1608	3	SNA	BA92-04982C
0001	M1029	2007-000067	R-CHIP;15Kohm,1%,1/10W,TP,1608	1	SNA	BA92-04982C
0001	M1029	2007-000070	R-CHIP;0ohm,5%,1/10W,TP,1608	1	SNA	BA92-04984C
0001	M1029	2007-000141	R-CHIP;2.2Kohm,5%,1/16W,TP,1005	11	SNA	BA92-04982C
0001	M1029	2007-000143	R-CHIP;4.7Kohm,5%,1/16W,TP,1005	1	SNA	BA92-04984C
0001	M1029	2007-000147	R-CHIP;8.2Kohm,5%,1/16W,TP,1005	1	SNA	BA92-04982C
0001	M1029	2007-000157	R-CHIP;47Kohm,5%,1/16W,TP,1005	2	SNA	BA92-04984D
0001	M1029	2007-000168	R-CHIP;470Kohm,5%,1/16W,TP,1005	4	SNA	BA92-04982C
0001	M1029	2007-000171	R-CHIP;0ohm,5%,1/16W,TP,1005	1	SNA	BA92-04984A
0001	M1029	2007-000172	R-CHIP;10ohm,5%,1/16W,TP,1005	6	SNA	BA92-04982C
0001	M1029	2007-000173	R-CHIP;22ohm,5%,1/16W,TP,1005	1	SNA	BA92-04982C
0001	M1029	2007-000174	R-CHIP;47ohm,5%,1/16W,TP,1005	1	SNA	BA92-04982C
0001	M1029	2007-000608	R-CHIP;240ohm,5%,1/10W,TP,1608	2	SNA	BA92-04982D
0001	M1029	2007-000695	R-CHIP;3.3ohm,5%,1/10W,TP,1608	8	SNA	BA92-04982C
0001	M1029	2007-000758	R-CHIP;330Kohm,5%,1/16W,TP,1005	3	SNA	BA92-04982C
0001	M1029	2007-000882	R-CHIP;4.7ohm,5%,1/10W,TP,1608	1	SNA	BA92-04982C
0001	M1029	2007-000969	R-CHIP;5.1ohm,1%,1/10W,TP,1608	2	SNA	BA92-04982D

- This Document can not be used without Samsung's authorization -

Part List : NP-X460-AS04RU

Ver.	Location	Part Number	Part Name & Specification	Q'ty	SA/SNA	Parent Part
0001	M1029	2007-001139	R-CHIP;7.5Kohm,1%,1/10W,TP,1608	1	SNA	BA92-04982C
0001	M1029	2007-001313	R-CHIP;330ohm,5%,1/16W,TP,1005	1	SNA	BA92-04984D
0001	M1029	2007-001325	R-CHIP;3.3Kohm,5%,1/16W,TP,1005	1	SNA	BA92-04982C
0001	M1029	2007-002425	R-CHIP;1ohm,5%,1/10W,TP,1608	2	SNA	BA92-04982C
0001	M1029	2007-002899	R-CHIP;10ohm,1%,1/10W,TP,1608	3	SNA	BA92-04982C
0001	M1029	2007-002918	R-CHIP;51.1Kohm,1%,1/10W,TP,1608	2	SNA	BA92-04982C
0001	M1029	2007-002970	R-CHIP;56ohm,5%,1/16W,TP,1005	7	SNA	BA92-04982C
0001	M1029	2007-007046	R-CHIP;0.02ohm,1%,1W,TP,6432	1	SNA	BA92-04982C
0001	M1029	2007-007100	R-CHIP;10Mohm,5%,1/16W,TP,1005	1	SNA	BA92-04982C
0001	M1029	2007-007107	R-CHIP;100Kohm,1%,1/16W,TP,1005	12	SNA	BA92-04982C
0001	M1029	2007-007131	R-CHIP;13Kohm,1%,1/16W,TP,1005	1	SNA	BA92-04982C
0001	M1029	2007-007142	R-CHIP;10Kohm,1%,1/16W,TP,1005	1	SNA	BA92-04984C
0001	M1029	2007-007226	R-CHIP;49.9ohm,1%,1/10W,TP,1608	6	SNA	BA92-04984C
0001	M1029	2007-007302	R-CHIP;24.9ohm,1%,1/10W,TP,1608	2	SNA	BA92-04985D
0001	M1029	2007-007306	R-CHIP;100ohm,1%,1/16W,TP,1005	8	SNA	BA92-04982C
0001	M1029	2007-007307	R-CHIP;150ohm,1%,1/16W,TP,1005	6	SNA	BA92-04982D
0001	M1029	2007-007311	R-CHIP;22Kohm,1%,1/16W,TP,1005	1	SNA	BA92-04982C
0001	M1029	2007-007312	R-CHIP;20Kohm,1%,1/16W,TP,1005	5	SNA	BA92-04982C
0001	M1029	2007-007318	R-CHIP;1Kohm,1%,1/16W,TP,1005	1	SNA	BA92-04985D
0001	M1029	2007-007334	R-CHIP;200Kohm,1%,1/16W,TP,1005	3	SNA	BA92-04982C
0001	M1029	2007-007445	R-CHIP;9.09Kohm,1%,1/10W,TP,1608	1	SNA	BA92-04982D
0001	M1029	2007-007489	R-CHIP;150Kohm,1%,1/16W,TP,1005	1	SNA	BA92-04982C
0001	M1029	2007-007521	R-CHIP;14.7Kohm,1%,1/10W,TP,1608	2	SNA	BA92-04982C
0001	M1029	2007-007528	R-CHIP;1.5Kohm,1%,1/16W,TP,1005	1	SNA	BA92-04985D
0001	M1029	2007-007549	R-CHIP;4.99Kohm,1%,1/10W,TP,1608	1	SNA	BA92-04982C
0001	M1029	2007-007615	R-CHIP;11.8Kohm,1%,1/10W,TP,1608	2	SNA	BA92-04982C
0001	M1029	2007-007617	R-CHIP;2.49Kohm,1%,1/10W,TP,1608	1	SA	BA92-04982C
0001	M1029	2007-007619	R-CHIP;60.4ohm,1%,1/10W,TP,1608	2	SNA	BA92-04982D
0001	M1029	2007-007642	R-CHIP;12.1ohm,1%,1/16W,TP,1005	2	SNA	BA92-04982C
0001	M1029	2007-007697	R-CHIP;2.4Kohm,1%,1/16W,TP,1005	3	SNA	BA92-04984D
0001	M1029	2007-007766	R-CHIP;2Kohm,1%,1/16W,TP,1005	1	SNA	BA92-04984C
0001	M1029	2007-007778	R-CHIP;715Kohm,1%,1/10W,TP,1608	1	SNA	BA92-04982C
0001	M1029	2007-007792	R-CHIP;221ohm,1%,1/16W,TP,1005	2	SNA	BA92-04982C
0001	M1029	2007-007796	R-CHIP;2.21Kohm,1%,1/10W,TP,1608	1	SNA	BA92-04982D
0001	M1029	2007-007797	R-CHIP;44.2ohm,1%,1/10W,TP,1608	1	SNA	BA92-04982C
0001	M1029	2007-007839	R-CHIP;53.6Kohm,1%,1/10W,TP,1608	1	SNA	BA92-04982C
0001	M1029	2007-007942	R-CHIP;1Mohm,1%,1/16W,TP,1005	1	SNA	BA92-04984D
0001	M1029	2007-008007	R-CHIP;3.24Kohm,1%,1/10W,TP,1608	1	SNA	BA92-04982D
0001	M1029	2007-008015	R-CHIP;75ohm,1%,1/16W,TP,1005	2	SNA	BA92-04984D
0001	M1029	2007-008293	R-CHIP;475ohm,1%,1/16W,TP,1005	1	SNA	BA92-04985D
0001	M1029	2007-008294	R-CHIP;33ohm,1%,1/16W,TP,1005	4	SNA	BA92-04982C
0001	M1029	2007-008298	R-CHIP;49.9ohm,1%,1/16W,TP,1005	1	SNA	BA92-04985D
0001	M1029	2007-008302	R-CHIP;80.6ohm,1%,1/16W,TP,1005	2	SNA	BA92-04982D
0001	M1029	2007-008303	R-CHIP;27.4ohm,1%,1/16W,TP,1005	2	SNA	BA92-04982C
0001	M1029	2007-008304	R-CHIP;300Kohm,1%,1/16W,TP,1005	1	SNA	BA92-04984D
0001	M1029	2007-008314	R-CHIP;54.9ohm,1%,1/16W,TP,1005	6	SNA	BA92-04982C
0001	M1029	2007-008330	R-CHIP;22.6ohm,1%,1/16W,TP,1005	7	SNA	BA92-04982C
0001	M1029	2007-008400	R-CHIP;453ohm,1%,1/10W,TP,1608	1	SNA	BA92-04982D
0001	M1029	2007-008437	R-CHIP;121ohm,1%,1/16W,TP,1005	1	SNA	BA92-04982D

- This Document can not be used without Samsung's authorization -

Part List : NP-X460-AS04RU

Ver.	Location	Part Number	Part Name & Specification	Q'ty	SA/SNA	Parent Part
0001	M1029	2007-008676	R-CHIP;80.6Kohm,1%,1/16W,TP,1005	1	SA	BA92-04982D
0001	M1029	2007-008708	R-CHIP;40.2ohm,1%,1/16W,TP,1005	1	SNA	BA92-04982C
0001	M1036	0502-001226	TR-POWER;BCP69,PNP,1350MW,SOT-223,TP,100	2	SNA	BA92-04982C
0001	M1036	0504-001157	TR-DIGITAL;DTA114YUA,PNP,200mW,10K/47K,U	1	SNA	BA92-04982C
0001	M1041	1404-001089	THERMISTOR-PTC;0.21ohm,-,-,6Vac,40A,2.2A	1	SNA	BA92-04982C
0001	M1058	1203-002364	IC-RESET;TPS3809L30DBVR,SOT-23,3P,63MIL,	1	SNA	BA92-04982D
0001	M1063	0406-001005	DIODE-TVS;SM05,6V/1mA,300,SOT-23	1	SNA	BA92-04985D
0001	M1063	0407-000101	DIODE-ARRAY;DA204K,20V,100mA,C2-3,SOT-23	2	SNA	BA92-04985D
0001	M4000	BA59-02036A	MODEM;1456VQL-T3(INT-RoHS),56Kbps,Agere	1	SA	BA92-05320A
0001	M4000	BA59-02037A	MODEM;T60M951.07 LF,56Kbps,Agere 2 Chip,	1	SC	BA92-05320A
0001	M9999	0402-001405	DIODE-SCHOTTKY;B340A,40V,3000mA,SMA,TP	1	SNA	BA92-04982C
0001	M9999	0403-001047	DIODE-ZENER;BZX84C12L,5%,225mW,SOT-23,TP	1	SA	BA92-04982C
0001	M9999	0505-001049	FET-SILICON;BSS84,P,-50V,-130mA,-,360W,S	4	SNA	BA92-04982C
0001	M9999	0505-002068	FET-SILICON;SM6K2,N,60V,200mA,4ohm,.2W,S	2	SNA	BA92-04982C
0001	M9999	0601-002037	LED;SMD,BLUE,1.6x0.8x0.4mm,465/470nm,1.6	1	SA	BA92-04982C
0001	M9999	0801-002628	IC-CMOS LOGIC;7SZ08,2-INPUT AND GATE,SC-	1	SA	BA92-04982D
0001	M9999	0801-002998	IC-CMOS LOGIC;74AHCT1G125,Single buffer,	2	SNA	BA92-04982D
0001	M9999	0903-001439	IC-MICROCOMPUTER;HD64F2110BVTE10V,TQFP,1	1	SA	BA92-04982D
0001	M9999	0904-002297	IC-BUS CONTROLLER;AU6371B51-JEL-NP,LQFP,	1	SA	BA92-04984D
0001	M9999	0904-002375	IC-GRAPHIC CONT.;NB9M-GE-S-U2/H,BGA,533P	1	SA	BA92-04982D
0001	M9999	0904-002376	IC-DRAM CONTROLLER;EB88CTPM,FCBGA,1329P,	1	SA	BA92-04982D
0001	M9999	0904-002378	IC-I/O CONTROLLER;AF82801IBM,mBGA,676P,3	1	SA	BA92-04982C
0001	M9999	1001-001097	IC-ANALOG SWITCH;FST3125,BUS SWITCH,TSSO	3	SA	BA92-04982D
0001	M9999	1001-001251	IC-ANALOG MULTIPLEX;PI5V330QX,-,QSOP,16P	2	SNA	BA92-04982C
0001	M9999	1001-001329	IC-ANALOG MULTIPLEX;STMUX1000LQTR,-,QFN,	1	SA	BA92-04982D
0001	M9999	1001-001550	IC-ANALOG SWITCH;TS3L500AE,Gigabit LAN S	1	SA	BA92-04982D
0001	M9999	1103-001165	IC-EEPROM;24C08,8KBIT,1KX8BIT,SOP,8P,5X4	1	SA	BA92-04982D
0001	M9999	1105-001882	IC-GDDR3;K4J10324QD-H12,GDDR3 SDRAM,1Gbi	2	SA	BA92-04982C
0001	M9999	1203-003765	IC-PWM CONTROLLER;SC486IMLTRT,MLP,24P,4x	2	SA	BA92-04982C
0001	M9999	1203-004471	IC-PWM CONTROLLER;ISL6256AHRZ-T,QFN,28P,	1	SA	BA92-04982C
0001	M9999	1203-004685	IC-PWM CONTROLLER;SC415,MLPQ,24P,4x4mm,P	1	SA	BA92-04982C
0001	M9999	1203-004687	IC-PWM CONTROLLER;TPS51120,QFN,32P,5x5mm	1	SA	BA92-04982C
0001	M9999	1203-004943	IC-PWM CONTROLLER;SC471MLTRT,MLPQ,16P,3X	1	SA	BA92-04982C
0001	M9999	1203-005009	IC-PWM CONTROLLER;ISL6266AHRZ-T,QFN,48P,	1	SA	BA92-04982C
0001	M9999	1205-002596	IC-SWITCH;TPS2062,SOIC,8P,5x6x1.65mm,PLA	1	SA	BA92-04982C
0001	M9999	1205-002791	IC-SWITCH;MAX4790EUS-T,SOT-143,4P,2.9x1.	1	SA	BA92-04985D
0001	M9999	1205-002807	IC-SWITCH;R5538D001-TR-F,QFN,20P,4x4mm,P	1	SA	BA92-04984D
0001	M9999	1205-003091	IC-ETHERNET CONTROLLER;88E8055,QFN,64P,9	1	SA	BA92-04982D
0001	M9999	1205-003156	IC-CLOCK GENERATOR;SLG8SP513,QFN,64P,9x9	1	SA	BA92-04982D
0001	M9999	1205-003159	IC-CLOCK GENERATOR;IDTCV179CNLG,MLF,64P,	1	SA	BA92-04982D
0001	M9999	1209-001718	IC-SENSOR;EMC2102,QFN,28P,5x5mm,PLASTIC,	1	SA	BA92-04982C
0001	M9999	1209-001728	IC-SENSOR;AES1610,BGA,40P,12x5mm,PLASTIC	1	SA	BA92-04985C
0001	M9999	2007-000309	R-CHIP;10ohm,5%,1/10W,TP,1608	4	SA	BA92-04982C
0001	M9999	2007-002910	R-CHIP;30.1Kohm,1%,1/10W,TP,1608	2	SNA	BA92-04982C
0001	M9999	2007-007274	R-CHIP;27.4Kohm,1%,1/10W,TP,1608	3	SA	BA92-04982C
0001	M9999	2203-001201	C-CER,CHIP;0.0070nF,0.5pF,50V,NP0,1005	4	SA	BA92-04982D
0001	M9999	2203-002487	C-CER,CHIP;4.7nF,10%,25V,X7R,TP,1005	8	SA	BA92-04982C
0001	M9999	2203-006048	C-CER,CHIP;100nF,10%,10V,X7R,1005	1	SA	BA92-04984A
0001	M9999	2203-006423	C-CER,CHIP;100nF,10%,6.3V,X5R,0603	32	SA	BA92-04982C

- This Document can not be used without Samsung's authorization -

Part List : NP-X460-AS04RU

Ver.	Location	Part Number	Part Name & Specification	Q'ty	SA/SNA	Parent Part
0001	M9999	2203-006474	C-CER,CHIP;22000nF,20%,6.3V,X5R,2012	9	SA	BA92-04982C
0001	M9999	2203-006824	C-CER,CHIP;4700NF,10%,10V,X5R,1608	1	SA	BA92-04982C
0001	M9999	2203-006852	C-CER,CHIP;10000nF,10%,6.3V,X5R,TP,2012(	1	SNA	BA92-04984C
0001	M9999	2402-001120	C-POLYMER AL CHIP;330uF,0.2,6.3V,-,TP,7.	2	SNA	BA92-04982C
0001	M9999	3404-001311	SWITCH-TACT;12VDC,50mA,100gf,6.0x6.0x5.0	2	SA	BA92-04984C
0001	M9999	3701-001391	CONNECTOR-HDMI;19P,2R,FEMALE,SMD-A,AU	1	SNA	BA92-04982D
0001	M9999	3701-001403	CONNECTOR-DSUB;15P,2R,FEMALE,ANGLE,NI	1	SA	BA92-04982D
0001	M9999	3704-001153	SOCKET-IC;479P,PGA,AU,1.27mm	1	SNA	BA92-04982D
0001	M9999	3708-002166	CONNECTOR-FPC/FFC/PIC;25P,0.5mm,SMD-A,AU	1	SA	BA92-04982C
0001	M9999	3708-002365	CONNECTOR-FPC/FFC/PIC;32P,0.5mm,SMD-A,AU	2	SNA	BA92-04982C
0001	M9999	3708-002402	CONNECTOR-FPC/FFC/PIC;6P,1.0mm,SMD-A,SnB	1	SA	BA92-04982C
0001	M9999	3709-001401	CONNECTOR-CARD EDGE;52P,0.8mm,SMD-A,AU,m	2	SNA	BA92-04984C
0001	M9999	3709-001522	CONNECTOR-CARD EDGE;26,0.35mm,SMD-A,AU,E	1	SA	BA92-04984A
0001	M9999	3709-001523	CONNECTOR-CARD EDGE;204P,0.6mm,ANGLE,AU,	1	SA	BA92-04982D
0001	M9999	3709-001542	CONNECTOR-CARD EDGE;204P,0.6mm,SMD-A,Au,	1	SA	BA92-04982D
0001	M9999	3710-002130	SOCKET-BOARD TO CABLE;30P,1R,0.5mm,SMD-S	1	SA	BA92-04982C
0001	M9999	3710-002133	SOCKET-BOARD TO BOARD;12P,2R,0.8mm,SMD-A	1	SNA	BA92-04982D
0001	M9999	3710-002690	SOCKET-BOARD TO BOARD;100P,2R,0.5mm,SMD-	1	SA	BA92-04982D
0001	M9999	3710-002691	SOCKET-INTERFACE;13P,1R,1mm,ANGLE,Au,BLK	1	SA	BA92-04982D
0001	M9999	3711-000541	HEADER-BOARD TO CABLE;BOX,2P,1R,1.25mm,S	1	SNA	BA92-04982C
0001	M9999	3711-006322	HEADER-BOARD TO BOARD;-,26P,-,0.35,1mm,1	1	SA	BA92-04984C
0001	M9999	3722-002191	JACK-DC POWER;3P,5.6pi,Sn-P,BLK	1	SA	BA92-04982D
0001	M9999	3722-002246	JACK-MODULAR;2P,REVERSE,NO,SMT-A,NO,BLK,	1	SA	BA92-04982D
0001	M9999	3722-002390	JACK-MODULAR;8P/8C,REVERSE,YES,ANGLE-OFF	1	SA	BA92-04982D
0001	M9999	3722-002588	JACK-PHONE;6P,Au,BLACK,ANGLE	2	SA	BA92-04982D
0001	M9999	3722-002792	JACK-USB;4P/1C,AU,BLK,ANGLE,A	2	SA	BA92-04982D
0001	M9999	BA61-00963A	SUPPORT-VIDEO_BOARD-LF;VENICE,CU ALLOY,T	2	SA	BA92-04982D
0001	T0005	BA68-04123A	LABEL-LOGO_VISTA-PREMIUM;N/P,VISTA Premi	1	SA	NP-X460-AS04RU
0001	T0005	BA68-04288A	LABEL-LOGO_CENTRINO-DUO2_M/V;MADRID,N/P	1	SA	NP-X460-AS04RU
0001	W0004	BA68-01297A	LABEL CAUTION;MATRIX,-,-,-,W60,L35mm,SIL	1	SNA	BA99-00100L
0001	W2004	0203-001869	TAPE-KAPTONE;K-CJ01,T0.06,W10,L33000mm,Y	0	SNA	BA92-05320A
0001	W2004	0203-002173	TAPE-ATTACH MASKING;TAPE-OPP(SESC MARK),	1	SNA	BA97-02556G
0001	W2004	0401-001197	DIODE-SWITCHING;MMBD4148W,100VV,300mA,SO	2	SA	BA92-04982C
0001	W2004	0404-001003	DIODE-SCHOTTKY;BAT54W,30V,200mA,SOT-323,	4	SNA	BA92-04982C
0001	W2004	0404-001016	DIODE-SCHOTTKY;BAT54AW,30V,200MA,SOT-323	4	SNA	BA92-04982C
0001	W2004	0404-001088	DIODE-SCHOTTKY;BAT54CW,30V,200MA,SOT-323	1	SNA	BA92-04982C
0001	W2004	0404-001382	DIODE-SCHOTTKY;CRS06,20V,1000mA,3-2A1A,T	1	SNA	BA92-04982C
0001	W2004	0501-002478	TR-SMALL SIGNAL;PMST3904,NPN,200MW,SOT-3	4	SNA	BA92-04982C
0001	W2004	0505-001173	FET-SILICON;PHKD13N03LT,N,30V,10.4A,0.02	3	SNA	BA92-04982C
0001	W2004	0505-001861	FET-SILICON;SI2315BDS,P,-12V,-3A,0.100OH	1	SNA	BA92-04985D
0001	W2004	0505-002166	FET-SILICON;SI2307BDS,P,30V,3.2A,0.063oh	1	SNA	BA92-04982D
0001	W2004	0505-002183	FET-SILICON;AP4435GM,P,-30V,-8A,0.015ohm	4	SNA	BA92-04982C
0001	W2004	0505-002189	FET-SILICON;AP6680AGM,N,30V,12A,0.0165oh	6	SNA	BA92-04982C
0001	W2004	0505-002332	FET-SILICON;Si7686DP,N,30V,35A,0.0095ohm	2	SNA	BA92-04982C
0001	W2004	0505-002333	FET-SILICON;Si7634BDP,N,30V,40A,0.0054oh	4	SNA	BA92-04982C
0001	W2004	1001-001551	IC-VIDEO SWITCH;PS8122,DMI TMDS S/W & CM	1	SA	BA92-04982C
0001	W2004	1103-001431	IC-EEPROM;AT24C08BN,8Kbit,1Kx8,SOP,8P,4.	1	SNA	BA92-04982D
0001	W2004	1107-001580	IC-FLASH MEMORY;MX25L4005,4Mbit,512Kx8Bi	1	SNA	BA92-04985D
0001	W2004	1107-001600	IC-NOR FLASH;MX25L1605A,16Mbit,2Mx8Bit,S	1	SNA	BA92-04982D

- This Document can not be used without Samsung's authorization -

Part List : NP-X460-AS04RU

Ver.	Location	Part Number	Part Name & Specification	Q'ty	SA/SNA	Parent Part
0001	W2004	1203-005223	IC-PWM CONTROLLER;TPS61181RTE,MLPQ,16P,3	1	SA	BA92-04982D
0001	W2004	1205-003495	IC-CODEC;ALC262-VD2-GR,LQFP,48P,7x7mm,PL	1	SA	BA92-04982C
0001	W2004	1404-001152	THERMISTOR-NTC;10KOHM,5%,3380K,1MW/C,TP	1	SNA	BA92-04982C
0001	W2004	2007-000503	R-CHIP;2.2ohm,5%,1/10W,TP,1608	1	SNA	BA92-04985D
0001	W2004	2007-007108	R-CHIP;43.2Kohm,1%,1/16W,TP,1005	1	SNA	BA92-04982C
0001	W2004	2007-008223	R-CHIP;39.2Kohm,1%,1/10W,TP,1608	1	SNA	BA92-04982D
0001	W2004	2007-008359	R-CHIP;3.01Kohm,1%,1/16W,TP,1005	1	SNA	BA92-04982D
0001	W2004	2007-008429	R-CHIP;499ohm,1%,1/16W,TP,1005	3	SNA	BA92-04982C
0001	W2004	2007-009989	R-CHIP;0.02ohm,1%,1/2W,TP,3216	1	SNA	BA92-04982C
0001	W2004	2007-010018	R-CHIP;30.1Kohm,0.1%,1/10W,TP,1608	1	SNA	BA92-04982D
0001	W2004	2007-010019	R-CHIP;100Kohm,0.1%,1/10W,TP,1608	1	SNA	BA92-04982D
0001	W2004	2203-000627	C-CER,CHIP;0.022nF,5%,50V,C0G,1005	1	SNA	BA92-04982C
0001	W2004	2203-002711	C-CER,CHIP;100nF,10%,25V,X7R,1608	30	SNA	BA92-04982C
0001	W2004	2203-006260	C-CER,CHIP;220nF,10%,10V,X5R,-,1005	1	SNA	BA92-04985D
0001	W2004	2203-006399	C-CER,CHIP;1000nF,10%,6.3V,X5R,1005	4	SNA	BA92-04982C
0001	W2004	2203-006960	C-CER,CHIP;1000nF,10%,50V,X7R,TP,2012	2	SA	BA92-04982C
0001	W2004	2402-001316	C-AL,SMD;330#F,20%,2.5V,-,TP,7.3*4.3*1.9	4	SNA	BA92-04982C
0001	W2004	2409-001129	C-POLYMER ,CHIP;100uF,20%,6.3V,WT,TP,3.5	4	SNA	BA92-04982C
0001	W2004	2409-001131	C-POLYMER ,CHIP;330uF,20%,2.5V,-,TP,6.0*	1	SNA	BA92-04982C
0001	W2004	2409-001159	C-ORGANIC,SMD;220uF,20%,2.5V,-,Tape and	4	SNA	BA92-04982C
0001	W2004	2409-001170	C-POLYMER ,CHIP;1000uF,20%,2.5V,-,TP,16.	1	SNA	BA92-04982C
0001	W2004	2603-000107	TRANS-MATCHING;-,1:1,8mA,12:12,17.75x16.	1	SNA	BA92-04982D
0001	W2004	2603-000110	TRANS-MATCHING;-,1:1,8mA,12:12,18x12.3x3	1	SNA	BA92-04982D
0001	W2004	2703-002992	INDUCTOR-SMD;0.39uH,20%,10x10mm	2	SNA	BA92-04982C
0001	W2004	2703-003168	INDUCTOR-SMD;0.82uH,20%,6965	1	SNA	BA92-04982D
0001	W2004	2703-003171	INDUCTOR-SMD;8.2uH,20%,6965	1	SNA	BA92-04982D
0001	W2004	2703-003178	INDUCTOR-SMD;4.7uH,20%,3028	1	SNA	BA92-04982D
0001	W2004	2801-004164	CRYSTAL-SMD;12MHZ,50PPM,28-ACI,7PF,100OH	1	SNA	BA92-04984D
0001	W2004	2801-004517	CRYSTAL-SMD;25.0MHz,30ppm,-,10pF,50ohm,T	1	SNA	BA92-04982C
0001	W2004	2801-004518	CRYSTAL-SMD;14.31818MHz,30ppm,-,16pF,70o	1	SNA	BA92-04982C
0001	W2004	2801-004519	CRYSTAL-SMD;10.0MHz,30ppm,-,16pF,100ohm,	1	SNA	BA92-04982D
0001	W2004	3301-001649	BEAD-SMD;180ohm,1608,-,TP,-,226ohm/389MH	26	SNA	BA92-04982C
0001	W2004	3301-001721	BEAD-SMD;-,2.0x1.2x1.3,-,TP,-,90ohm/100M	4	SNA	BA92-04982D
0001	W2004	3708-002172	CONNECTOR-FPC/FFC/PIC;61P,0.3mm,SMD-A,AU	1	SNA	BA92-04984D
0001	W2004	3708-002580	CONNECTOR-FPC/FFC/PIC;24P,0.5mm,SMD-A,Au	1	SA	BA92-04982C
0001	W2004	3708-002582	CONNECTOR-FPC/FFC/PIC;12P,0.5mm,SMD-A,Au	1	SA	BA92-04985D
0001	W2004	3709-001478	CONNECTOR-CARD EDGE;6P,1.27mm,SMD-A,AU,S	1	SNA	BA92-04982D
0001	W2004	3709-001537	CONNECTOR-CARD SLOT;42P,0.7mm,ANGLE,Au,7	1	SA	BA92-04984C
0001	W2004	3711-006827	HEADER-BATTERY;NOWALL,7P,1R,2.50mm,ANGLE	1	SA	BA92-04982D
0001	W2004	6009-001448	SCREW-SET;-,-,-,M6,L3,MBNI CLASS-I,BRASS	2	SNA	BA75-02121A
0001	W2004	6902-000364	BAG PE;LDPE,T0.03,W180,L350,TRP,8,2,-	2	SNA	BA97-02621A
0001	W2004	6902-000561	BAG PE;HDPE/NITRON,T0.015+T0.5,W500,L400	1	SNA	BA97-02621A
0001	W2004	BA11-00049A	IC MASK ROM-HDCP ROM;AT24C16BN-SH-T,MADR	1	SNA	BA92-04982C
0001	W2004	BA39-00748A	CBF HARNESS-MIC;Santorini,-,-,2P,240mm,W	1	SA	BA75-02120A
0001	W2004	BA39-00753A	WIRE HARNESS-BLUETOOTH;SANTORINI,WIRE,UL	1	SA	NP-X460-AS04RU
0001	W2004	BA39-00754A	WIRE HARNESS-MODEM;SANTORINI,WIRE,UL1571	1	SA	BA92-05320A
0001	W2004	BA39-00755A	WIRE HARNESS-CAMERA;SANTORINI,WIRE,UL157	1	SA	BA96-03819A
0001	W2004	BA39-00756A	WIRE HARNESS-PCIEPOWER;SANTORINI,WIRE,UL	1	SA	NP-X460-AS04RU
0001	W2004	BA39-00757A	CBF HARNESS-LCD;SANTORINI,TEFLON,UL10005	1	SA	BA96-03819A

- This Document can not be used without Samsung's authorization -

Part List : NP-X460-AS04RU

Ver.	Location	Part Number	Part Name & Specification	Q'ty	SA/SNA	Parent Part
0001	W2004	BA41-00942A	PCB MAIN;SANTORINI,FR-4,High Tg=170,L/F,	1	SNA	BA92-04982D
0001	W2004	BA41-00943A	PCB MAIN;SANTORINI,FR-4,High Tg=170,L/F,	1	SNA	BA92-04982D
0001	W2004	BA41-00948A	FPC-AUDIO_LED;SANTORINI,0.1,Cu/PI/Cold p	1	SA	NP-X460-AS04RU
0001	W2004	BA41-00949A	FPC-PCIE;SANTORINI,0.1,Cu/PI/Cold platin	1	SA	NP-X460-AS04RU
0001	W2004	BA41-00950A	FPC-HDD;SANTORINI,0.1,Cu/PI/Cold plating	1	SA	NP-X460-AS04RU
0001	W2004	BA41-00955A	FFC-FINGER_SUB;SANTORINI,1.0,POLYAMIDE,1	1	SA	NP-X460-AS04RU
0001	W2004	BA41-00956A	FFC-TOUCHPAD;SANTORINI,1.0,POLYAMIDE,6P,	1	SA	BA75-02120A
0001	W2004	BA41-00957A	FFC-MODEM_SUB;SANTORINI,1.0,POLYAMIDE,32	1	SA	NP-X460-AS04RU
0001	W2004	BA42-00214A	ANTENNA-WLAN;81.EHD15.002,Santorini,2.4-	1	SA	BA75-02119A
0001	W2004	BA42-00215A	ANTENNA-WLAN;81.EHD15.003,Santorini,2.4-	1	SA	BA75-02119A
0001	W2004	BA46-02560A	S/W APPLICATION-RTY;BIOS RTY,-,-,CHN/KOR	1	SNA	NP-X460-AS04RU
0001	W2004	BA46-02561A	S/W APPLICATION-RTY;MPEG LA RTY,-,-,-,1.	1	SNA	NP-X460-AS04RU
0001	W2004	BA46-05873A	S/W APPLICATION-RTY;H_PREMIUM RTY,-,-,AL	1	SNA	NP-X460-AS04RU
0001	W2004	BA46-08356A	S/W APPLICATION-RTY;Recovery_3 RTY,-,-,A	1	SNA	NP-X460-AS04RU
0001	W2004	BA46-08515A	BIOS;SANTORINI,-,SYSTEM,ALL,00LY,-,-	1	SNA	NP-X460-AS04RU
0001	W2004	BA46-09477A	S/W HDM-WINVISTAHP;SANTORINI,WINVISTAHP,	1	SNA	NP-X460-AS04RU
0001	W2004	BA46-09506A	S/W CD;UTILITY,SANTORINI,WINVISTA,-,EXP,	1	SA	BA99-13312A
0001	W2004	BA59-02334A	LCD PANEL-141WXGA_GLARE;LTN141AT11,141,L	1	SA	BA96-03819A
0001	W2004	BA59-02364C	KEYBOARD;SANTORINI,88,Membrane,-,RUSSIA,	1	SA	NP-X460-AS04RU
0001	W2004	BA59-02411A	BOARD-TOUCHPAD;SAMOA,TM-01020-004,C/M,PC	1	SA	BA75-02120A
0001	W2004	BA59-02414A	DVD-SUPERMULTI;TS-U633A,8x,130ms,SATA,2M	1	SA	BA96-03775A
0001	W2004	BA61-01090A	SUPPORT-MINICARD;RIMINI,ALLOY,T1.5,W4.5,	3	SNA	BA92-04982C
0001	W2004	BA61-01154A	HINGE-L;SANTORINI,SUM22L,T1.2,W26.2,L17.	1	SA	BA97-02843A
0001	W2004	BA61-01155A	HINGE-R;SANTORINI,SUM22L,T1.2,W26.2,L17.	1	SA	BA97-02843A
0001	W2004	BA63-00428A	GASKET-USB;BLADE2,CONDUCTIVE FABRIC,T1.5	9	SNA	BA75-02121A
0001	W2004	BA64-00731A	LOGO-SAMSUNG;SANTORINI,Ni,T0.07,W55,L8.4	1	SNA	BA75-02125A
0001	W2004	BA68-00386A	LABEL SHIPPING;ASTRO,-,-,-,W100,L150mm,W	1	SNA	BA97-02556G
0001	W2004	BA68-02166A	MANUAL USERS-CUSTOM_CARD;X10,SAMSUNG,RUS	1	SNA	NP-X460-AS04RU
0001	W2004	BA68-02744E	LABEL BAR CODE-BOX;FIRENZE2,EXPORT,ART-P	2	SNA	NP-X460-AS04RU
0001	W2004	BA68-03588A	LABEL-SPI;RIMINI,SEC,paper,-,W4.5,L4mm,w	1	SNA	BA92-04982D
0001	W2004	BA68-03772A	MANUAL-GUIDE_OFFICEREADY;MILAN,SEC,K/E/F	1	SNA	BA99-13312A
0001	W2004	BA68-03774A	MANUAL-GUIDE_PL;santafe,SEC,RUS/SPN,EXPO	1	SNA	NP-X460-AS04RU
0001	W2004	BA68-03917A	LABEL-WINDOW_OFFICE-FREE;Hainan2,-,Paper	1	SNA	NP-X460-AS04RU
0001	W2004	BA68-04195A	LABEL-COA_VISTAHP;NP/DT,ALL,PAPER,-,W70,	1	SNA	NP-X460-AS04RU
0001	W2004	BA68-04225A	MANUAL-RECOVERY_GUIDE;OSLO,SEC,E/F/G/S/R	1	SNA	BA99-13312A
0001	W2004	BA68-04238A	LABEL-CDS_CDKEY;NP/DT,ALL,PAPER,-,W70,L1	1	SNA	BA99-13312A
0001	W2004	BA68-04365A	LABEL-ENERGY_STAR;ALL,SEC,PET,T0.1,W16mm	2	SNA	NP-X460-AS04RU
0001	W2004	BA68-04408B	LABEL-FRT_X460;SANTORINI,SEC,PC,T0.3,W23	1	SA	NP-X460-AS04RU
0001	W2004	BA68-04487A	MANUAL-FINGERTPMGUIDE;Oxford,SEC,K/E/F/G	1	SNA	NP-X460-AS04RU
0001	W2004	BA68-04550A	LABEL RATING-SYSTEM;SNATORINI,X460,PET,T	1	SNA	NP-X460-AS04RU
0001	W2004	BA68-04626A	LABEL-ZAIZEN;SANTORINI,EHQ,PET,-,W100,L4	1	SA	NP-X460-AS04RU
0001	W2004	BA68-10150C	LABEL-SEAL;AQUILLA-C,CHN,ARTPAPER+PET CO	1	SNA	NP-X460-AS04RU
0001	W2004	BA68-10191W	LABEL-BARCODE;Note PC ALL,-,ARTPAPER,-,W	1	SNA	BA92-04982C
0001	W2004	BA68-40005L	LABEL-BARCODE;NOTE PC,-,WHITE PET,-,W40.	1	SNA	BA92-05320A
0001	W2004	BA69-00426F	PALLET;CYGNUS,Wooden,W860,L1100,H110mm,-	1	SNA	BA97-02556G
0001	W2004	BA69-00429A	BAND PP;PP,T1.1,W13mm,-,translucent,-,9g	1	SNA	BA97-02556G
0001	W2004	BA69-00492C	PACKING-WRAP;NP,PE(EPE),-,T0.02,W500mm,L	5	SNA	BA97-02556G
0001	W2004	BA69-00560L	BOX-SYSTEM;XIAN,PAPER,A-Hand Type,-,-,-,	1	SNA	NP-X460-AS04RU
0001	W2004	BA69-00631L	BOX-PALLET;Neon-R/Torino/Firenze/Sedona,	1	SNA	BA97-02556G

- This Document can not be used without Samsung's authorization -

Part List : NP-X460-AS04RU

Ver.	Location	Part Number	Part Name & Specification	Q'ty	SA/SNA	Parent Part
0001	W2004	BA69-00657A	PACKING-PALLET_COVER;All model,PE(EPE),-	1	SNA	BA97-02556G
0001	W2004	BA69-00683A	PAD;hainan-2,PAPER,-,W860,L1055mm,-,NTR,	1	SNA	BA97-02556G
0001	W2004	BA69-00722A	CUSHION-SYSTEM;Santorini,EPE,-,W98,L340,	2	SNA	NP-X460-AS04RU
0001	W2004	BA69-20328G	CUSHION-SPACER;FIRENZE2,PAPER,-,W380,L33	1	SNA	NP-X460-AS04RU
0001	W2004	BA69-40003A	PACKING-HANDLE;S3725,-,-,T3,W19,L165,H32	1	SNA	BA97-02621A
0001	W2004	BA69-40072E	PACKING-PAD_L;AQUILLA-C,CB-CORRUGATE,-,T	1	SNA	BA97-02556G
0001	W2004	BA75-02118A	UNIT-HOUSING_LCD_FRT;SANTORINI,SESC,ASSY	1	SA	BA96-03819A
0001	W2004	BA75-02119A	UNIT-HOUSING_LCD-BACK;SANTORINI,SESC,ASS	1	SA	BA96-03819A
0001	W2004	BA75-02120A	UNIT-HOUSING_TOP;SANTORINI,SESC,ASSY,W33	1	SA	NP-X460-AS04RU
0001	W2004	BA75-02121A	UNIT-HOUSING_BOTTOM;SANTORINI,SESC,ASSY,	1	SA	NP-X460-AS04RU
0001	W2004	BA75-02122A	UNIT-DOOR_HDD;SANTORINI,SESC,ASSY,W118.8	1	SA	NP-X460-AS04RU
0001	W2004	BA75-02123A	UNIT-BEZEL_ODD;SANTORINI,SHINEI,PC/ABS,W	1	SA	BA97-02840A
0001	W2004	BA75-02123B	UNIT-BEZEL_ODD;SANTORINI,SHINEI,PC/ABS,W	1	SA	BA97-02842A
0001	W2004	BA75-02125A	UNIT-HOUSING_LCD-BACK_UPPER;SANTORINI,SE	1	SA	BA75-02119A
0001	W2004	BA81-01892A	INSULATOR-DOCKING;CICHLID2,PET(GE LEXAN)	2	SNA	BA75-02119A
0001	W2004	BA81-02717A	GASKET-1394;TORINO,DOMESTIC,GASKET,W5*L5	1	SNA	BA75-02121A
0001	W2004	BA81-03733A	SHIELD-TOP_B;TORINO2,AL TAPE,W25*L44*T0.	2	SNA	BA75-02119A
0001	W2004	BA81-05063A	CAP-FINGER;SAMOA,Al,W278*L113*T1.2mm,Sil	1	SNA	NP-X460-AS04RU
0001	W2004	BA81-05081A	RUBBER-SUPPORT;SAMOA,SR,W5*L5*T4.5mm,Bla	6	SNA	BA92-05320A
0001	W2004	BA81-05087A	INSULATOR-DOCKING;SAMOA,PC,W20*L18*T0.15	2	SNA	BA75-02121A
0001	W2004	BA81-05192A	SPONGE-LCD_BACK;Samoa,Sponge,W80*L50*T1m	2	SNA	BA75-02119A
0001	W2004	BA81-05438A	TAPE-TOUCHPAD;XIAN,DOMESTIC,L66.06*W38*T	1	SNA	BA75-02120A
0001	W2004	BA81-05537A	COVER-BACK;SANTORINI,SEC,AL SHEET T0.4,W	1	SA	BA75-02119A
0001	W2004	BA81-05538A	COVER-BUTTON_POWER;SANTORINI,SEC,AL SHEE	1	SNA	BA81-05613A
0001	W2004	BA81-05539A	COVER-TOP;SANTORINI,SEC,PC SHEET T0.3,W1	1	SNA	BA81-05613A
0001	W2004	BA81-05540A	DOOR-HDD;SANTORINI,SEC,Mg T0.6,W118.8*L8	1	SNA	BA75-02122A
0001	W2004	BA81-05543A	BEZEL-ODD;SANTORINI,SEC,PC/ABS,W8.4*L2.3	1	SNA	BA75-02123A
0001	W2004	BA81-05543B	BEZEL-ODD;SANTORINI,SEC,PC/ABS,W8.4*L2.3	1	SNA	BA75-02123B
0001	W2004	BA81-05544A	BRACKET-ODD;SANTORINI,SEC,SUS,W27.0mm,-,	1	SA	BA97-02840A
0001	W2004	BA81-05545A	KNOB-ODD;SANTORINI,SEC,PC/ABS T1.5,W34.4	1	SNA	BA75-02123A
0001	W2004	BA81-05546A	LENS-ODD;SANTORINI,SEC,PC Clear T1.2,W66	1	SNA	BA75-02123A
0001	W2004	BA81-05548A	BRACKET-REINFORE_R;SANTORINI,SEC,Mg T0.7	1	SNA	BA81-05613A
0001	W2004	BA81-05549A	DOOR-MEMORY;SANTORINI,SEC,PC/GF T1.0,W89	1	SA	NP-X460-AS04RU
0001	W2004	BA81-05551A	CAP-EXPRESS;SANTORINI,SEC,PC/ABS T1.5,W2	1	SA	NP-X460-AS04RU
0001	W2004	BA81-05552A	HOUSING-BOTTOM;SANTORINI,SEC,Mg T0.6,W33	1	SNA	BA75-02121A
0001	W2004	BA81-05553A	HOUSING-LCD_BACK_LOWER;SANTORINI,SEC,Mg	1	SNA	BA75-02119A
0001	W2004	BA81-05554A	HOUSING-LCD_BACK_UPPER;SANTORINI,SEC,PCT	1	SNA	BA75-02125A
0001	W2004	BA81-05555A	HOUSING-LCD_FRT;SANTORINI,SEC,PCT0.8,W33	1	SNA	BA75-02118A
0001	W2004	BA81-05556A	HOUSING-TOP;SANTORINI,SEC,PCT1.5,W333*L2	1	SNA	BA81-05613A
0001	W2004	BA81-05557A	HOLDER-FINGER_PRINT;SANTORINI,SEC,PC/ABS	1	SA	NP-X460-AS04RU
0001	W2004	BA81-05558A	KNOB-POWER;SANTORINI,SEC,PC/ABS T1.5,W16	1	SNA	BA81-05613A
0001	W2004	BA81-05559A	KNOB-TOUCHPAD;SANTORINI,SEC,PC/ABS T1.5,	1	SNA	BA81-05613A
0001	W2004	BA81-05560A	LINK-BATTERY_R;SANTORINI,SEC,POM,W31*L9.	1	SA	BA75-02121A
0001	W2004	BA81-05572A	LENS-LED;SANTORIN,T1.2,W66.6*L8.9*H2.0mm	1	SNA	BA81-05613A
0001	W2004	BA81-05613A	UNIT-HOUSING_TOP-SVC;SANTORINI,ASSY,W333	1	SA	BA75-02120A
0001	W2004	BA81-05614A	INSULATOR-TOUCHPAD;SANTORINI,PC,W74.0*L4	1	SA	BA75-02120A
0001	W2004	BA81-05615A	RUBBER-FOOT;SANTORINI,SESC,SILICON,H80,W	5	SA	BA75-02121A
0001	W2004	BA81-05616A	RUBBER-HDD;SANTORINI,SESC,PORON HH48,H70	4	SNA	BA75-02121A
0001	W2004	BA81-05617A	RUBBER-FRONT_LOWER;SANTORINI,SESC,SILICO	2	SA	BA75-02118A

- This Document can not be used without Samsung's authorization -

Part List : NP-X460-AS04RU

Ver.	Location	Part Number	Part Name & Specification	Q'ty	SA/SNA	Parent Part
0001	W2004	BA81-05618A	RUBBER-FRONT;SANTORINI,SESC,SILICON,H50,	6	SA	BA97-02843A
0001	W2004	BA81-05622A	CAP-7IN1;SANTORINI,SESC,SILICON,H80,BLAC	1	SA	BA75-02121A
0001	W2004	BA81-05629A	PROTECTOR-LCD_BACK;SANTORINI,SH94,W319.5	1	SA	NP-X460-AS04RU
0001	W2004	BA81-05631A	GASKET-7IN1;SANTORINI,SESC,CONDUCTIVE SP	2	SNA	BA75-02121A
0001	W2004	BA81-05632A	SCREW-MACHINE;SANTORINI,SESC,SWRCH18A 3+	3	SA	NP-X460-AS04RU
0001	W2004	BA81-05637A	SHIELD-TOUCHPAD;SANTORINI,SESC,AL SHEET,	1	SNA	BA75-02120A
0001	W2004	BA81-05638A	SHIELD-FINGER;SANTORINI,SESC,AL SHEET,W2	1	SNA	NP-X460-AS04RU
0001	W2004	BA81-05639A	RUBBER-LCD_BACK;SANTORINI,SESC,CR/NP6001	1	SNA	BA75-02119A
0001	W2004	BA81-05640A	SHIELD-CAMERA;SANTORINI,SESC,AL SHEET,W6	1	SNA	BA75-02119A
0001	W2004	BA81-05657A	INSULATOR-WIRELESS;SANTORINI,SESC,PC T0.	1	SNA	BA92-04984A
0001	W2004	BA81-05658A	INSULATOR-DOCKING_PBA;SANTORINI,SESC,PC	4	SNA	BA92-05320A
0001	W2004	BA81-05668A	SPONGE-LCD_BACK_UPPER;SAMOA,PORON,W40*L2	3	SNA	BA75-02119A
0001	W2004	BA81-05674A	TAPE-BACK_LCD;SANTORINI,SESC,3M9469,W311	1	SNA	BA75-02119A
0001	W2004	BA81-05680A	FAN;SANTORINI,KDB0505HA-8E68,PET,2500rpm	1	SA	BA96-03807A
0001	W2004	BA81-05902A	INSULATOR-LCD;SANTORINI,PC,W200.0*L6.0*T	2	SNA	BA75-02118A
0001	W2004	BA81-05903A	RUBBER-BACK_LOWER;SANTORINI,CR/NP6001 H7	1	SNA	BA75-02119A
0001	W2004	BA81-05904A	RUBBER-HDD_FRONT;SANTORINI,SILICONE RUBB	1	SNA	BA75-02121A
0001	W2004	BA81-05905A	RUBBER-HDD_REAR;SANTORINI,SILICONE RUBBE	1	SNA	BA75-02121A
0001	W2004	BA81-05906A	RUBBER-HDD_SHOCK;SANTORINI,SILICONE RUBB	6	SNA	BA75-02121A
0001	W2004	BA81-05907A	RUBBER-CAMERA;SANTORINI,ANTI-CONDUCTIVE,	1	SNA	BA75-02118A
0001	W2004	BA81-05943A	MANUAL-INSTALL_GUIDE_VISTA;SANTORINI,SEC	1	SNA	NP-X460-AS04RU
0001	W2004	BA81-05951A	WINDOW-CAMERA;SAMOA,PET,W20*L6*T0.5mm,CL	1	SNA	BA75-02118A
0001	W2004	BA81-05967A	MAGNET-LCD;SANTORINI,ND-FE-B,N42H,W2.2*L	1	SNA	BA75-02118A
0001	W2004	BA81-05968A	RUBBER-CABLE_CAMERA;SANTORINI,SILICON RU	1	SNA	BA92-05320A
0001	W2004	BA92-04977A	ASSY BOARD-SUB_USB;SANTORINI,USB_SUB	1	SA	NP-X460-AS04RU
0001	W2004	BA92-04978A	ASSY BOARD-SUB_AUDIO;SANTORINI,SUB_Audio	1	SA	NP-X460-AS04RU
0001	W2004	BA92-04982B	ASSY MOTHER BD-SMT;SANTORINI,PENRYN 2.53	1	SNA	BA92-05320A
0001	W2004	BA92-04982C	ASSY MOTHER BD-SMT_U;SANTORINI,PENRYN 2.	1	SNA	BA92-04982B
0001	W2004	BA92-04982D	ASSY MOTHER BD-SMT_D;SANTORINI,PENRYN 2.	1	SNA	BA92-04982B
0001	W2004	BA92-04984A	ASSY BOARD-TOP;SANTORINI,SUB_PCIE	1	SA	NP-X460-AS04RU
0001	W2004	BA92-04984B	ASSY BOARD-SMT;SANTORINI,SUB_PCIE	1	SNA	BA92-04984A
0001	W2004	BA92-04984C	ASSY BOARD-SMT_U;SANTORINI,SUB_PCIE	1	SNA	BA92-04984B
0001	W2004	BA92-04984D	ASSY BOARD-SMT_D;SANTORINI,SUB_PCIE	1	SNA	BA92-04984B
0001	W2004	BA92-04985A	ASSY BOARD-TOP;SANTORINI,SUB_FINGER	1	SA	NP-X460-AS04RU
0001	W2004	BA92-04985B	ASSY BOARD-SMT;SANTORINI,SUB_FINGER	1	SNA	BA92-04985A
0001	W2004	BA92-04985C	ASSY BOARD-SMT_U;SANTORINI,SUB_FINGER	1	SNA	BA92-04985B
0001	W2004	BA92-04985D	ASSY BOARD-SMT_D;SANTORINI,SUB_FINGER	1	SNA	BA92-04985B
0001	W2004	BA92-05320A	ASSY MOTHER BD-TOP;SANTORINI,PENRYN,-,3M	1	SA	NP-X460-AS04RU
0001	W2004	BA96-03773A	ASSY SPEAKER;SANTORINI,-,95/340 mm,RED/B	1	SA	BA75-02120A
0001	W2004	BA96-03774A	ASSY DVD-SUPERMULTI;SANTORINI,9.5mm,PLDS	1	SA	NP-X460-AS04RU
0001	W2004	BA96-03775A	ASSY DVD-SUPERMULTI;SANTORINI,9.5mm,TSST	1	SA	NP-X460-AS04RU
0001	W2004	BA96-03807A	ASSY COOLER-CPU;SANTORINI,CPU,BA81-05680	1	SA	NP-X460-AS04RU
0001	W2004	BA96-03819A	ASSY LCD;SANTORINI,LTN141AT11,14.4 WXGA,	1	SNA	NP-X460-AS04RU
0001	W2004	BA97-02556G	ASSY PALLET;FIRENZE2,EXPORT,W1200*L1000m	2	SNA	NP-X460-AS04RU
0001	W2004	BA97-02621A	ASSY PACKING;FIRENZE-2,-,ALL NATION,BLAC	1	SNA	NP-X460-AS04RU
0001	W2004	BA97-02840A	ASSY MECHA-SUPERMULTI_PLDS;SANTORINI,PLD	1	SNA	BA96-03774A
0001	W2004	BA97-02842A	ASSY MECHA-SUPERMULTI_TSST;SANTORINI,TSS	1	SNA	BA96-03775A
0001	W2004	BA97-02843A	ASSY MECHA-LCD;SANTORINI,SESC,ALL MODEL,	1	SNA	BA96-03819A
0001	W2004	BA99-09615B	ASSY ACCESSORY-CLEANER;OSLO,ALL,ALL COUN	1	SNA	BA99-13312A

- This Document can not be used without Samsung's authorization -

Part List : NP-X460-AS04RU

Ver.	Location	Part Number	Part Name & Specification	Q'ty	SA/SNA	Parent Part
0001	W2004	BA99-13312A	ASSY ACCESSORY;SANTORINI,EXT,SER,PRE/SER	1	SNA	NP-X460-AS04RU
0001	W4001	6001-001649	SCREW-MACHINE;CH,+,-,M2,L4,NI PLT,SWRCH1	12	SA	BA97-02843A
0001	W4001	6001-001650	SCREW-MACHINE;BH,+,-,M2,L3,NI PLT,SWRCH1	2	SA	NP-X460-AS04RU
0001	W4002	6001-000730	SCREW-MACHINE;CH,+,-,M2,L7,ZPC(BLK),SWRC	1	SA	NP-X460-AS04RU
0001	W4002	6001-001480	SCREW-MACHINE;CH,+,M3,L4.0,ZPC(BLK),SWRC	2	SA	NP-X460-AS04RU
0001	W4002	6001-001570	SCREW-MACHINE;CH,+,-,M2,L4,ZPC(BLK),SWRC	1	SA	NP-X460-AS04RU
0001	Z8999	2203-000604	C-CER,CHIP;22nF,10%,25V,X7R,TP,1608	1	SNA	BA92-04982C
0001	Z9995	0203-000223	PAPER-CARBON;BARCODE GEN,T0.25,W60,L300,	3	SNA	BA99-00100L
0001	Z9996	BA99-00100L	ASSY SUB/MATERIAL-NP_D;N/P COMMON,Delive	1	SNA	NP-X460-AS04RU
0001	Z9997	BA68-10150B	LABEL-LOGO_SAMSUNG;NP,SEC,ARTPAPER+OPP C	1	SNA	NP-X460-AS04RU

- 이 문서는 삼성전자의 기술 자산으로 승인자만이 사용할 수 있습니다 -
- This Document can not be used without Samsung's authorization -

8. Block Diagram and Schemetic

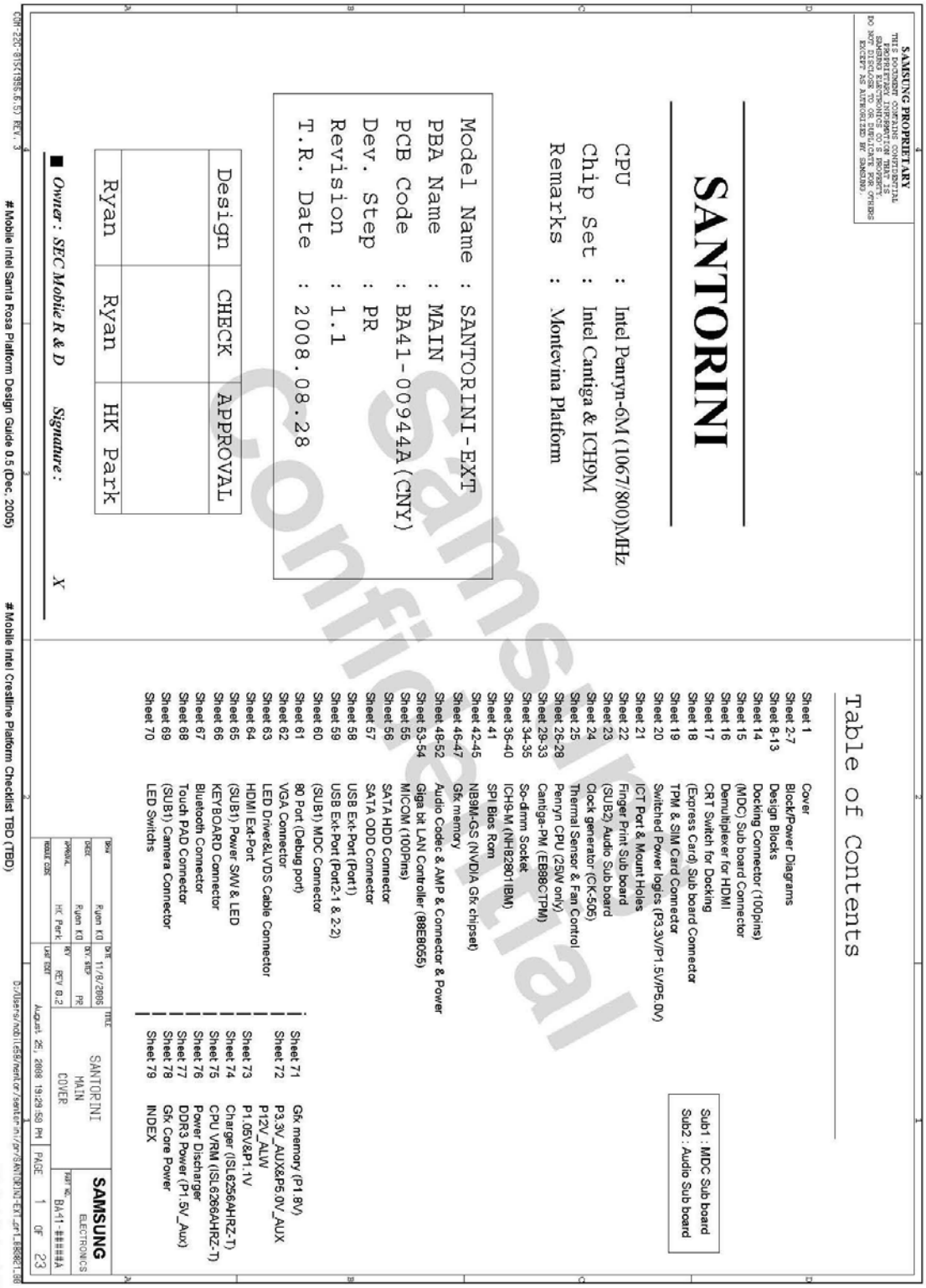

- 이 문서는 삼성전자의 기술 자산으로 승인자만이 사용할 수 있습니다 -
- This Document can not be used without Samsung's authorization -

8. Block Diagram and Schemetic

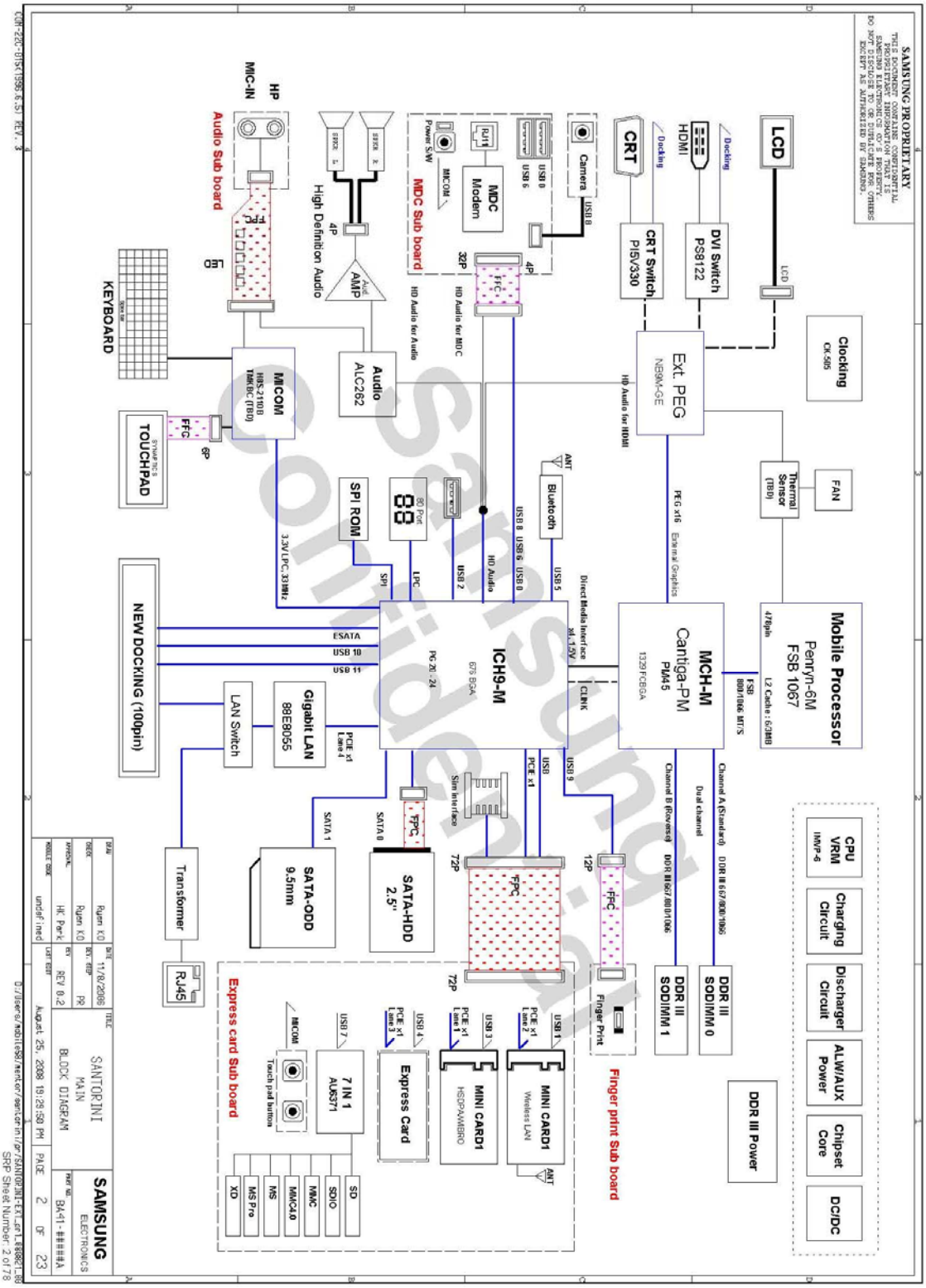

- 이 문서는 삼성전자의 기술 자산으로 승인자만이 사용할 수 있습니다 -
- This Document can not be used without Samsung's authorization -

8. Block Diagram and Schemetic

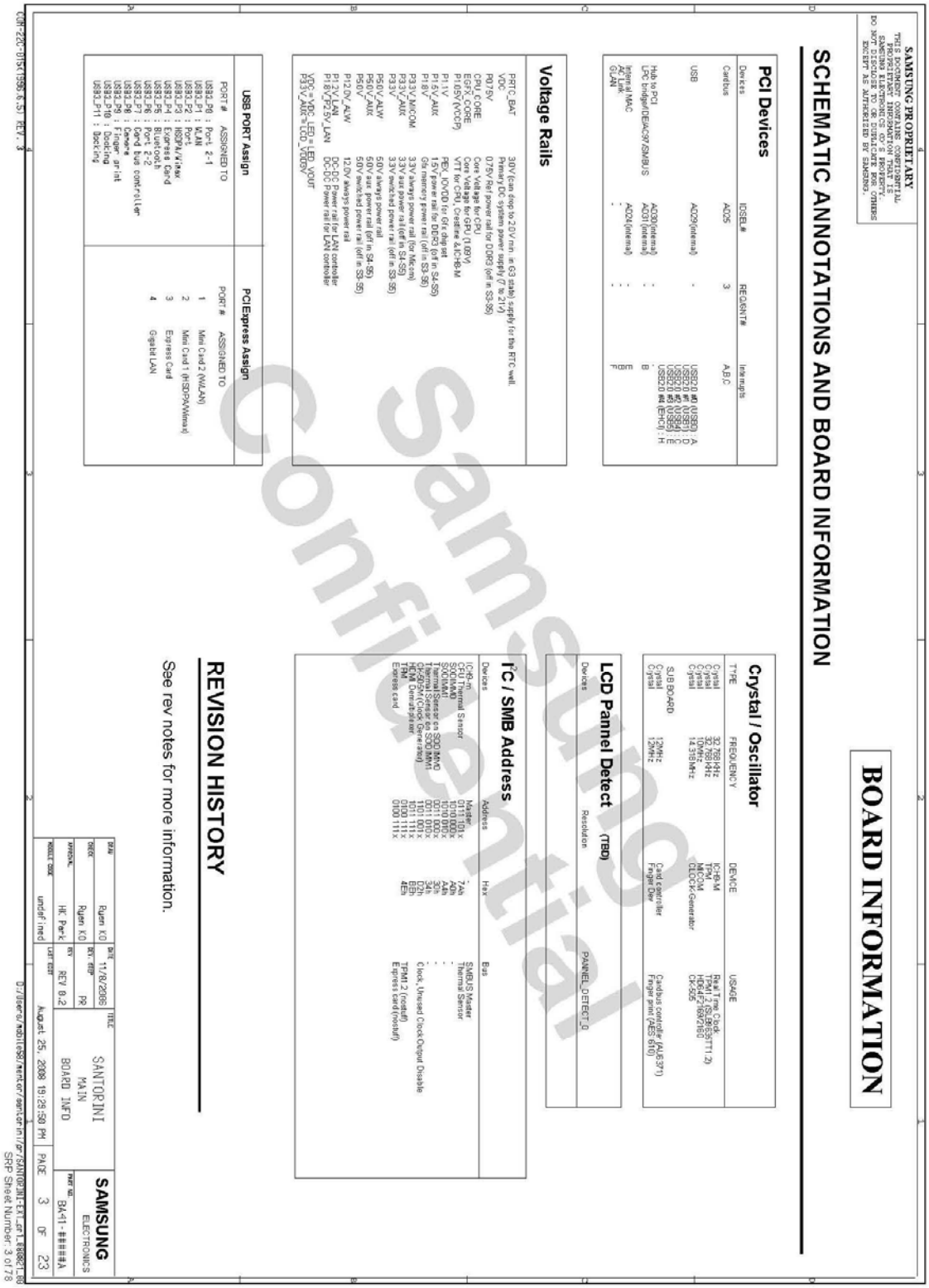

SAMSUNG PROPRIETARY
THIS DOCUMENT CONTAINS CONFIDENTIAL INFORMATION PROPRIETARY TO SAMSUNG ELECTRONICS CO., LTD. DO NOT DISCLOSE TO OR DUPLICATE FOR OTHERS EXCEPT AS AUTHORIZED BY SAMSUNG.

BOARD INFORMATION

SCHEMATIC ANNOTATIONS AND BOARD INFORMATION

PCI Devices

Devices	ICSEL#	REQ/GNT#	Interrupts
Cardbus	AD25	3	A,B,C
USB	AD29(internal)	-	USB2.0 #0 (USB0) : A USB2.0 #1 (USB1) : D USB2.0 #2 (USB2) : C USB2.0 #3 (USB3) : B USB2.0 #4 (EHCI) : H
Hub to PCI LPC bridge/IDE/AC97/SMBUS	AD30(internal) AD31 (internal)	- -	- B
Internal MAC AC Link GLAN	AD24(internal) - -	- - -	E B F

Voltage Rails

PRTC_BAT	3.0V (cam drop to 2.0V min. in G3 state) supply for the RTC well.
VDC	Primary DC system power supply (7 to 21V)
P0.75V	0.75V Ref power rail for DDR3 (off in S3-S5)
CPU_CORE	Core Voltage for CPU
EGFX_CORE	Core Voltage for GPU (1.05V)
P1.05V(VCCP)	VTT for CPU, Crestline &ICH9-M
P1.1V	PEX_IOVDD for Gfx chip set
P1.5V_AUX	1.5V power rail for DDR3 (off in S4-S5)
P1.8V	Gfx memory power rail (off in S3-S5)
P3.3V_MICOM	3.3V always power rail (for Micom)
P3.3V_AUX	3.3V aux power rail (off in S4-S5)
P3.3V	3.3V switched power rail (off in S3-S5)
P5.0V_ALW	5.0V always power rail
P5.0V_AUX	5.0V aux power rail (off in S4-S5)
P5.0V	5.0V switched power rail (off in S3-S5)
P12.0V_ALW	12.0V always power rail
P1.2V_LAN P1.8V_LAN	DC-DC Power rail for LAN controller DC-DC Power rail for LAN controller
VDC_DC_LED_VOUT P3.3V_AUX_LCD_VEDV	

USB PORT Assign

PORT #	ASSIGNED TO
USB2.0#0	Port 2-1
USB2.0#1	WLAN
USB2.0#2	Port
USB2.0#3	MBOPA(Wimax
USB2.0#4	Express Card
USB2.0#5	Bluetooth
USB2.0#6	Port 2-2
USB2.0#7	Card bus controller
USB2.0#8	camera
USB2.0#9	Finger print
USB2.0#10	Docking
USB2.0#11	Docking

PCI Express Assign

PORT #	ASSIGNED TO
1	Mini Card 2 (WLAN)
2	Mini Card 1 (hSDPA/Wimax)
3	Express Card
4	Gigabit LAN

Crystal / Oscillator

TYPE	FREQUENCY	DEVICE	USAGE
Crystal	32.768KHz	ICH9-M	Real Time Clock
Crystal	32.768KHz	TPM	TPM1.2 (SLB9635TT1.2)
Crystal	10MHz	MICOM	HDEAF2160/2160
Crystal	14.318MHz	CLOCK Generator	CK-505
SUB BOARD			
Crystal	12MHz	Card controller	Cardbus controller (AU6371)
Crystal	12MHz	Finger Der	Finger print (AES 6110)

LCD Pannel Detect (TBD)

Devices	Resolution	PANNEL_DETECT_0

I²C / SMB Address

Devices	Address	Hex	Eus
ICH9-m			
SO-DIMM0 Thermal Sensor	1001 001x	2ah	SMBUS Master
SO-DIMM1	1010 000x	A0h	Thermal Sensor
SO-DIMM0	1010 010x	A4h	-
Thermal Sensor on SO-DIMM0	0011 000x	30h	-
Thermal Sensor on SO-DIMM1	0011 001x	32h	-
CK-505 (Clock Generator)	1101 001x	D2h	C lock, Unused Clock Output Disable
TPM, Dimm eeprom	1011 111x	BEh	-
Express card	0100 111x	4Eh	TPM1.2 (nostuff) Express card (nostuff)

REVISION HISTORY

See rev notes for more information.

DRAW	Ryan KO	DATE 11/8/2006	TITLE SANTORINI MAIN BOARD INFO
CHECK	Ryan KO	DEV. STAP PR	SAMSUNG ELECTRONICS
APPROVAL	HK Park	REV REV 0.2	PART NO. BA41-#####A
MODEL CODE	undefined	LAST EDIT August 25, 2008 19:28:50 PM	PAGE 3 OF 23

D:/User/Mobile/Mentor/santorini/SANTORINI-EXT_prt_L68862_L80
SKP Sheet Number: 3 of 78

- 이 문서는 삼성전자의 기술 자산으로 승인자만이 사용할 수 있습니다 -
- This Document can not be used without Samsung's authorization -

8. Block Diagram and Schemetic

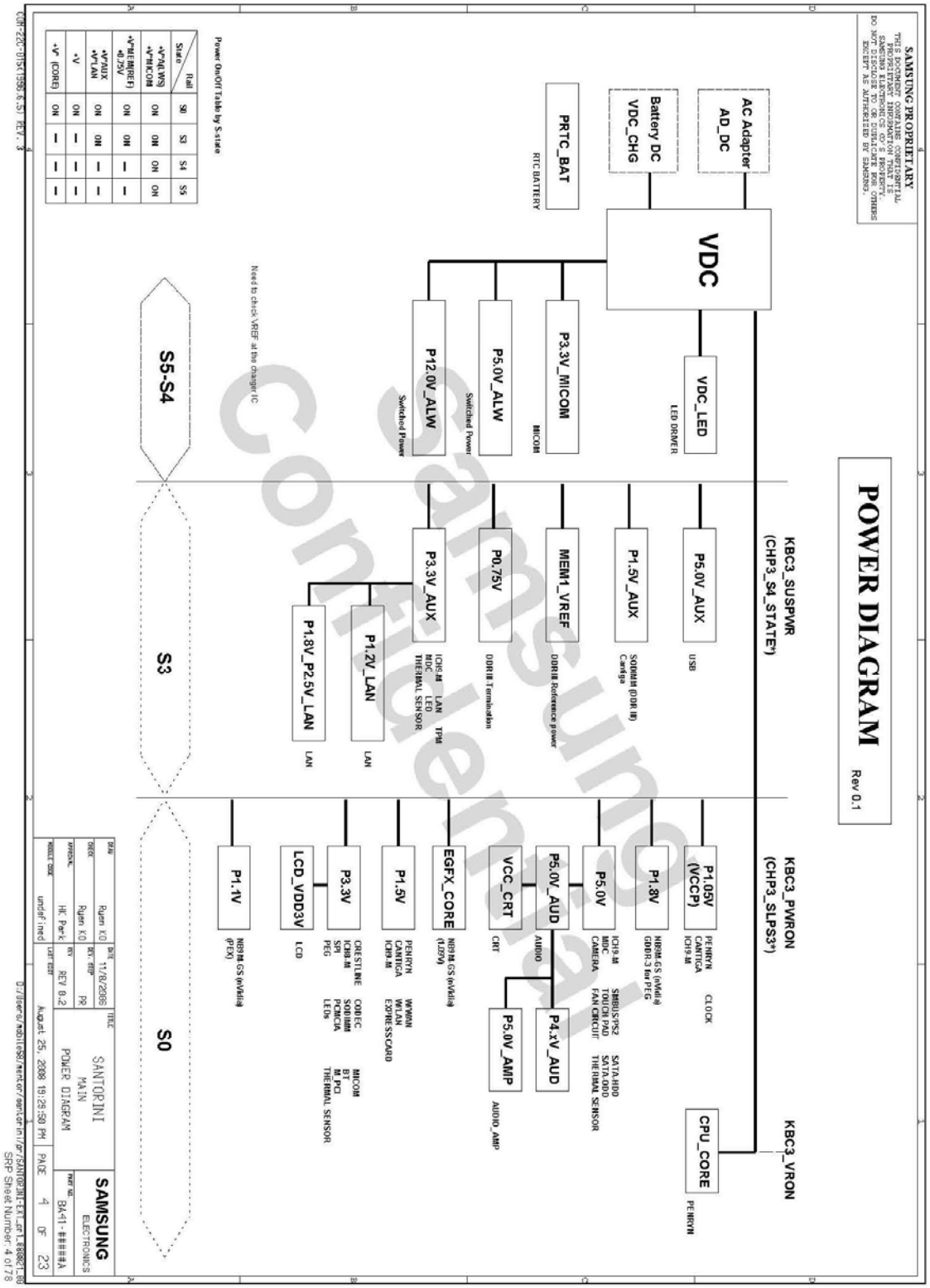

- 이 문서는 삼성전자의 기술 자산으로 승인자만이 사용할 수 있습니다 -
- This Document can not be used without Samsung's authorization -

8. Block Diagram and Schemetic

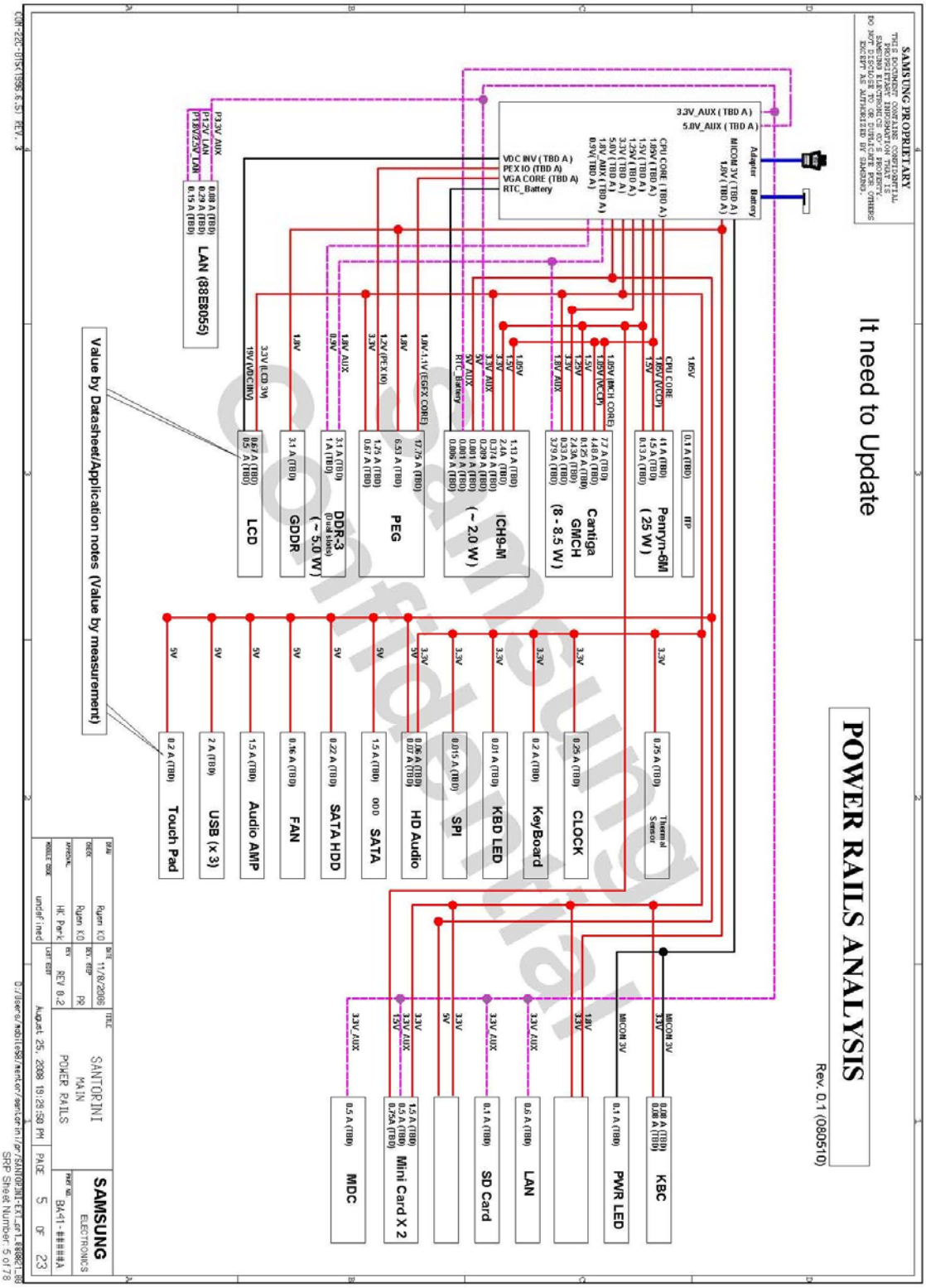

- 이 문서는 삼성전자의 기술 자산으로 승인자만이 사용할 수 있습니다 -
- This Document can not be used without Samsung's authorization -

8. Block Diagram and Schemetic

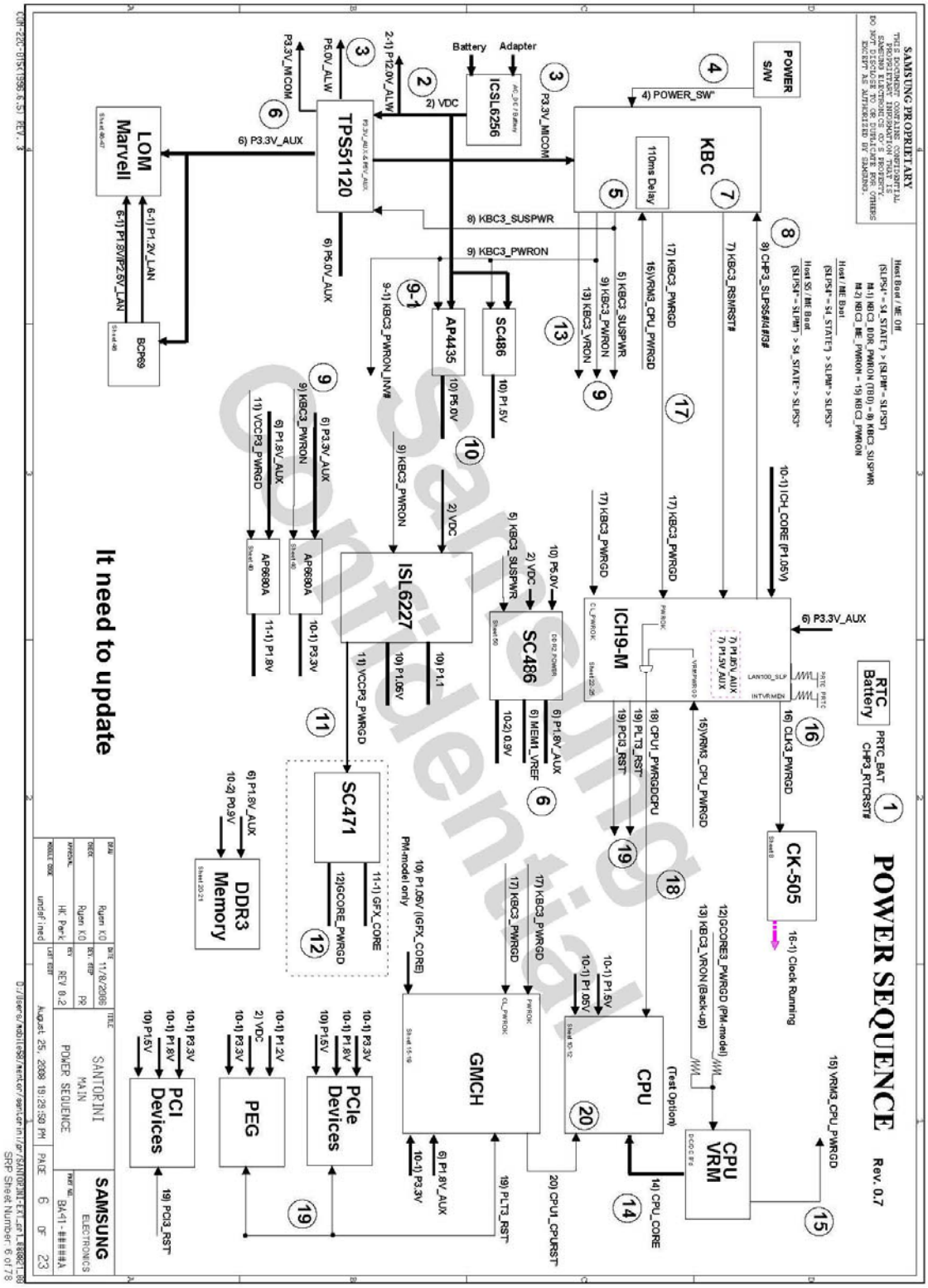

- 이 문서는 삼성전자의 기술 자산으로 승인자만이 사용할 수 있습니다 -
- This Document can not be used without Samsung's authorization -

8. Block Diagram and Schemetic

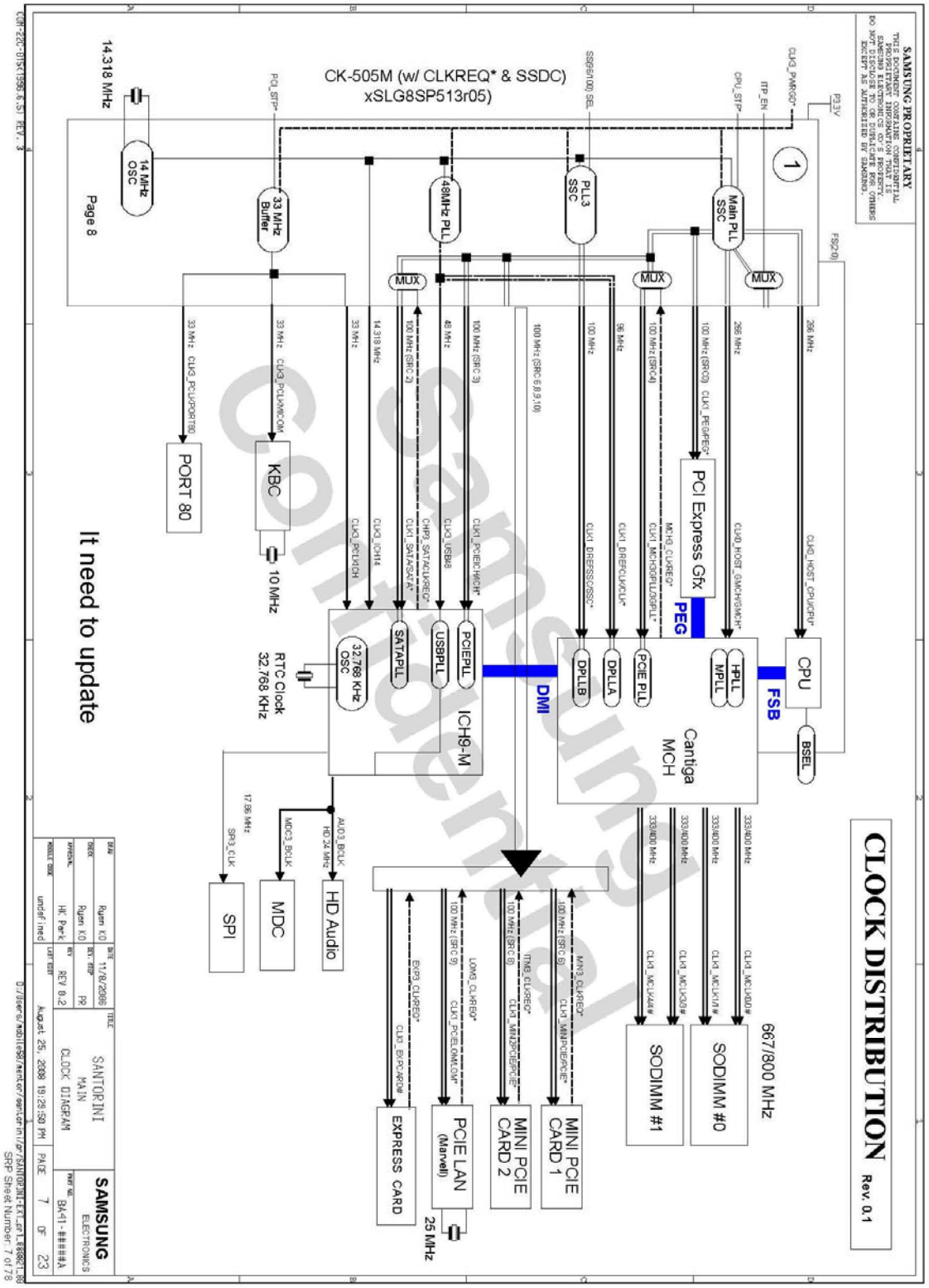

- 이 문서는 삼성전자의 기술 자산으로 승인자만이 사용할 수 있습니다 -
- This Document can not be used without Samsung's authorization -

8. Block Diagram and Schemetic

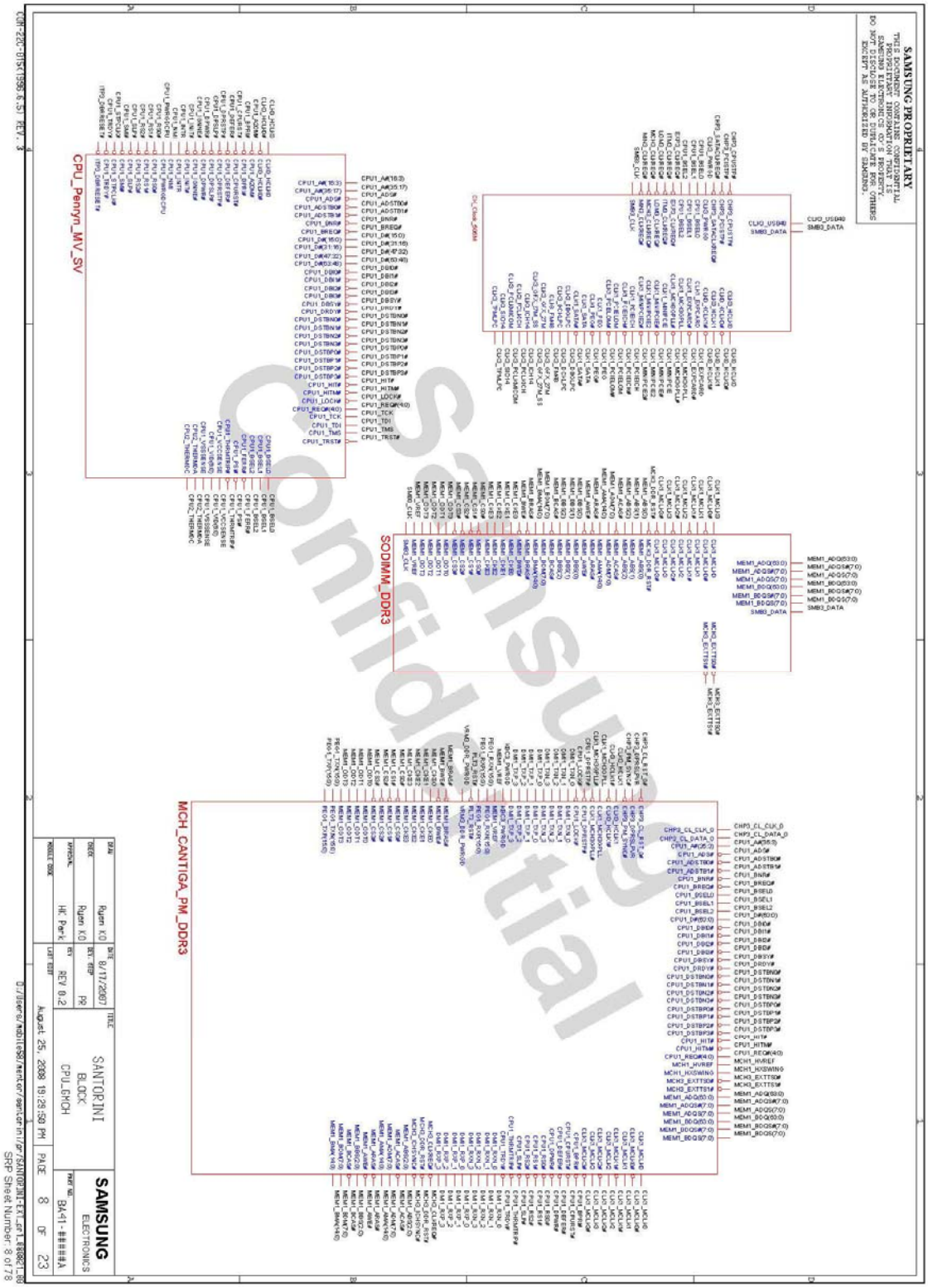

- 이 문서는 삼성전자의 기술 자산으로 승인자만이 사용할 수 있습니다 -
- This Document can not be used without Samsung's authorization -

8. Block Diagram and Schemetic

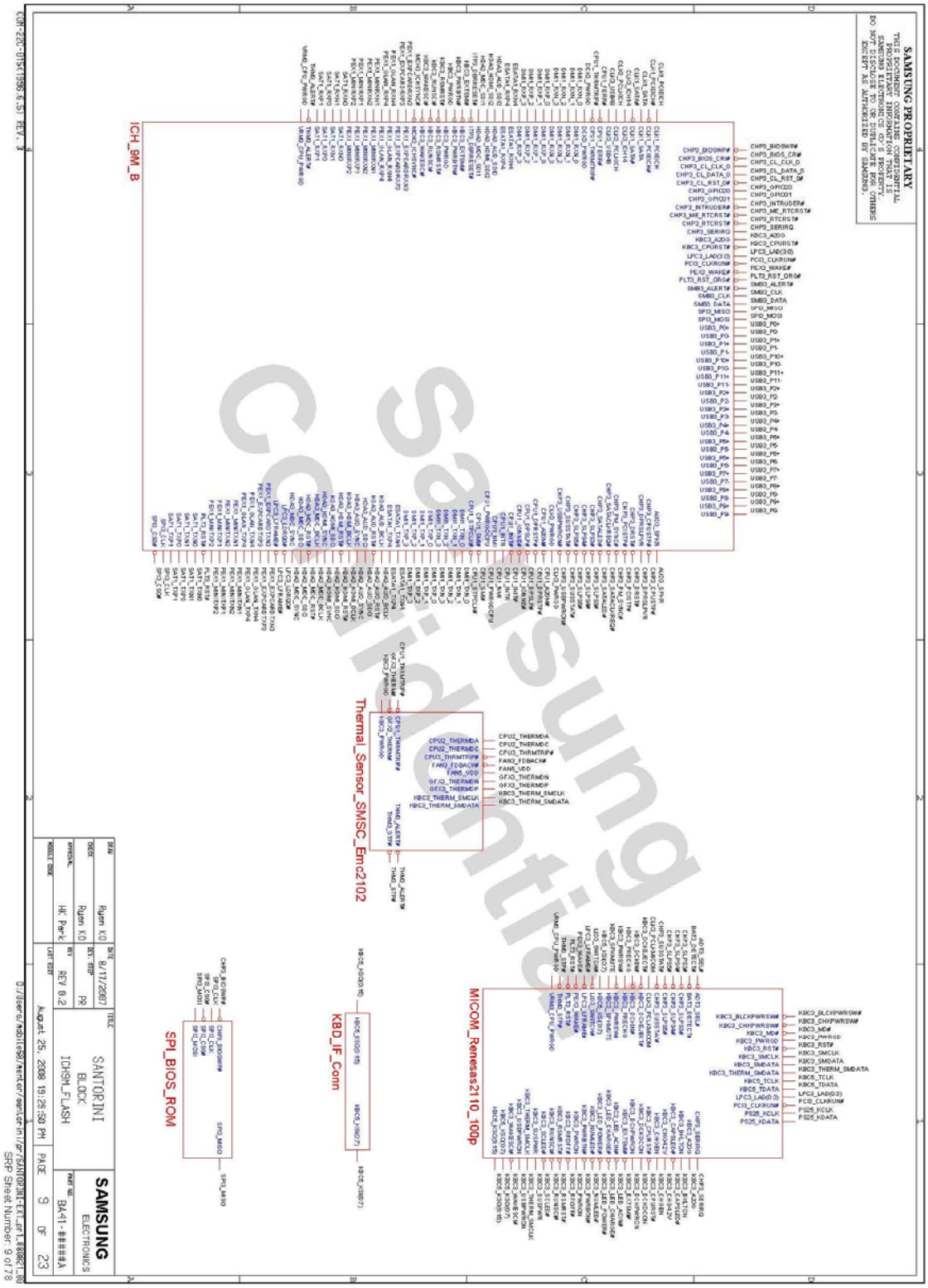

- 이 문서는 삼성전자의 기술 자산으로 승인자만이 사용할 수 있습니다 -
- This Document can not be used without Samsung's authorization -

8. Block Diagram and Schemetic

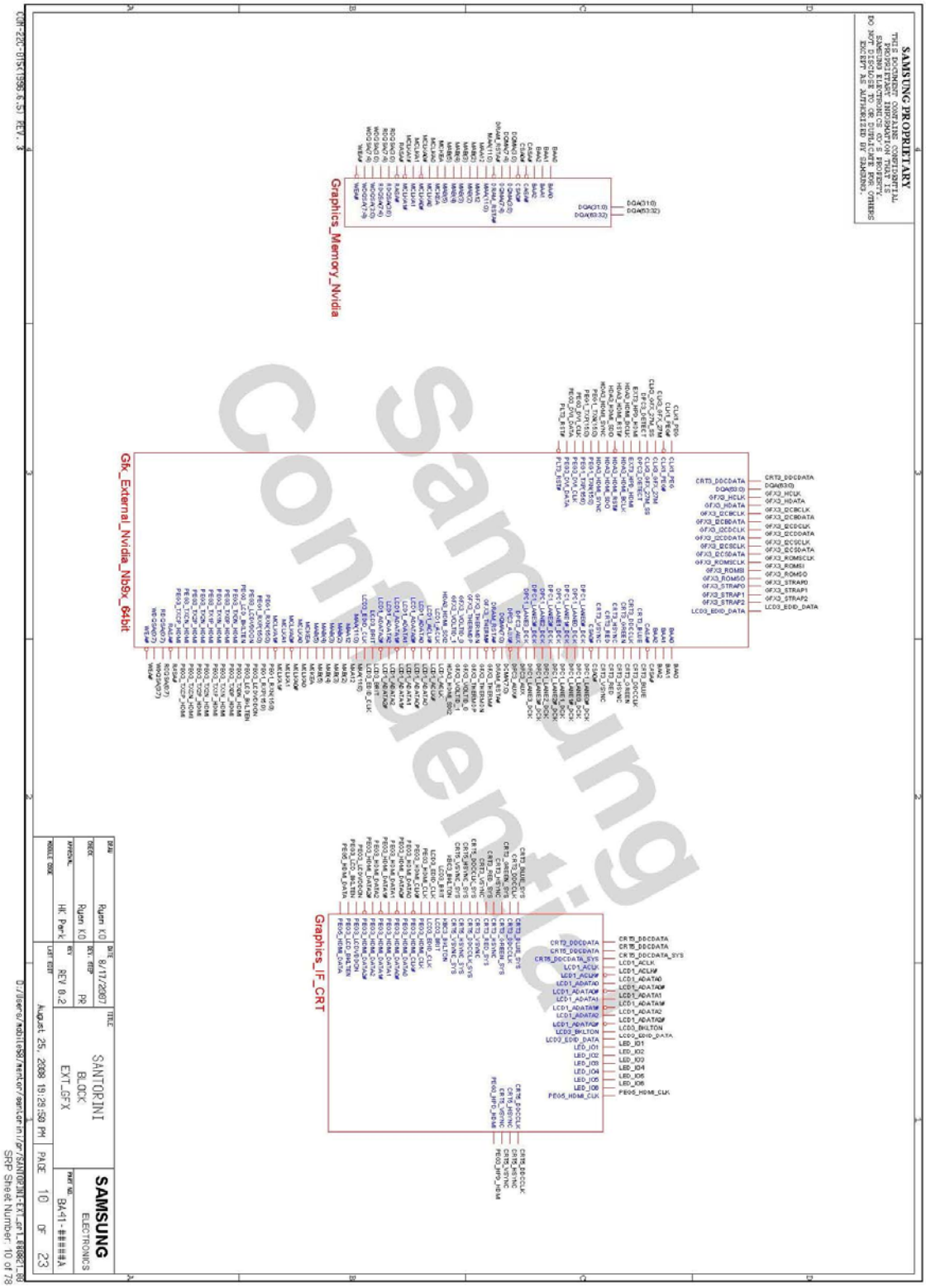

- 이 문서는 삼성전자의 기술 자산으로 승인자만이 사용할 수 있습니다 -
- This Document can not be used without Samsung's authorization -

8. Block Diagram and Schemetic



- 이 문서는 삼성전자의 기술 자산으로 승인자만이 사용할 수 있습니다 -
- This Document can not be used without Samsung's authorization -

8. Block Diagram and Schemetic

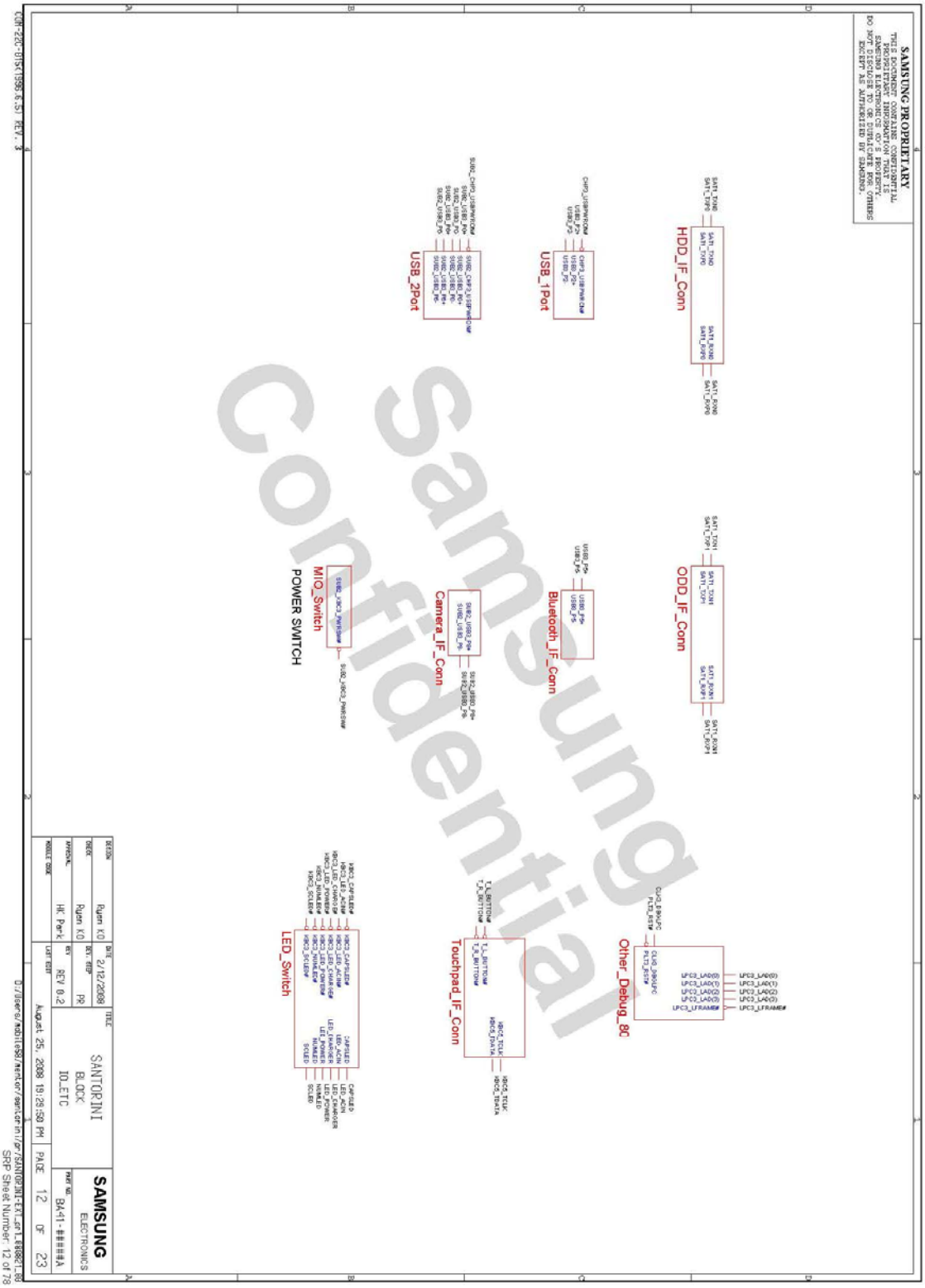

- 이 문서는 삼성전자의 기술 자산으로 승인자만이 사용할 수 있습니다 -
- This Document can not be used without Samsung's authorization -

8. Block Diagram and Schemetic

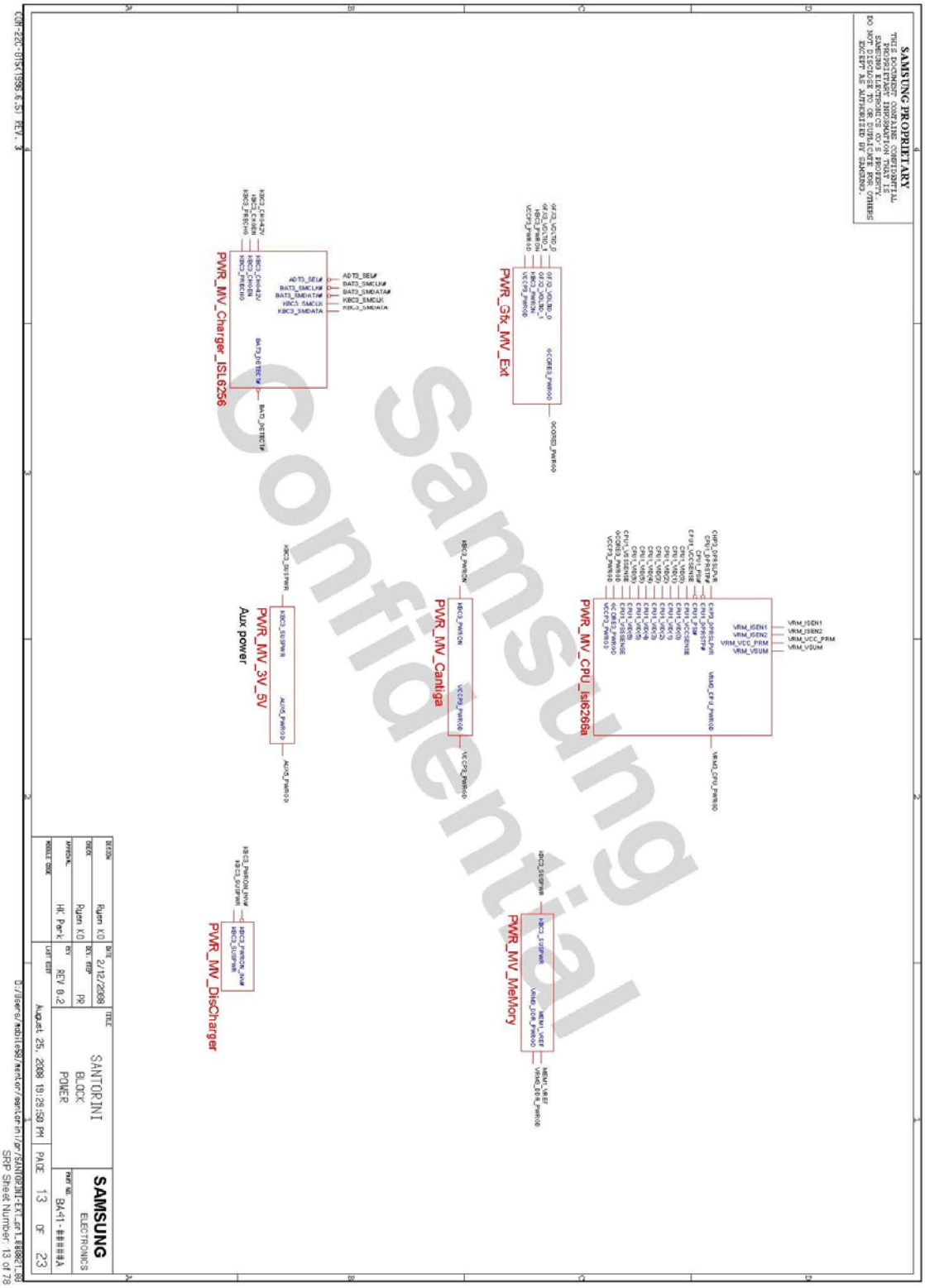

- 이 문서는 삼성전자의 기술 자산으로 승인자만이 사용할 수 있습니다 -
- This Document can not be used without Samsung's authorization -

8. Block Diagram and Schemetic

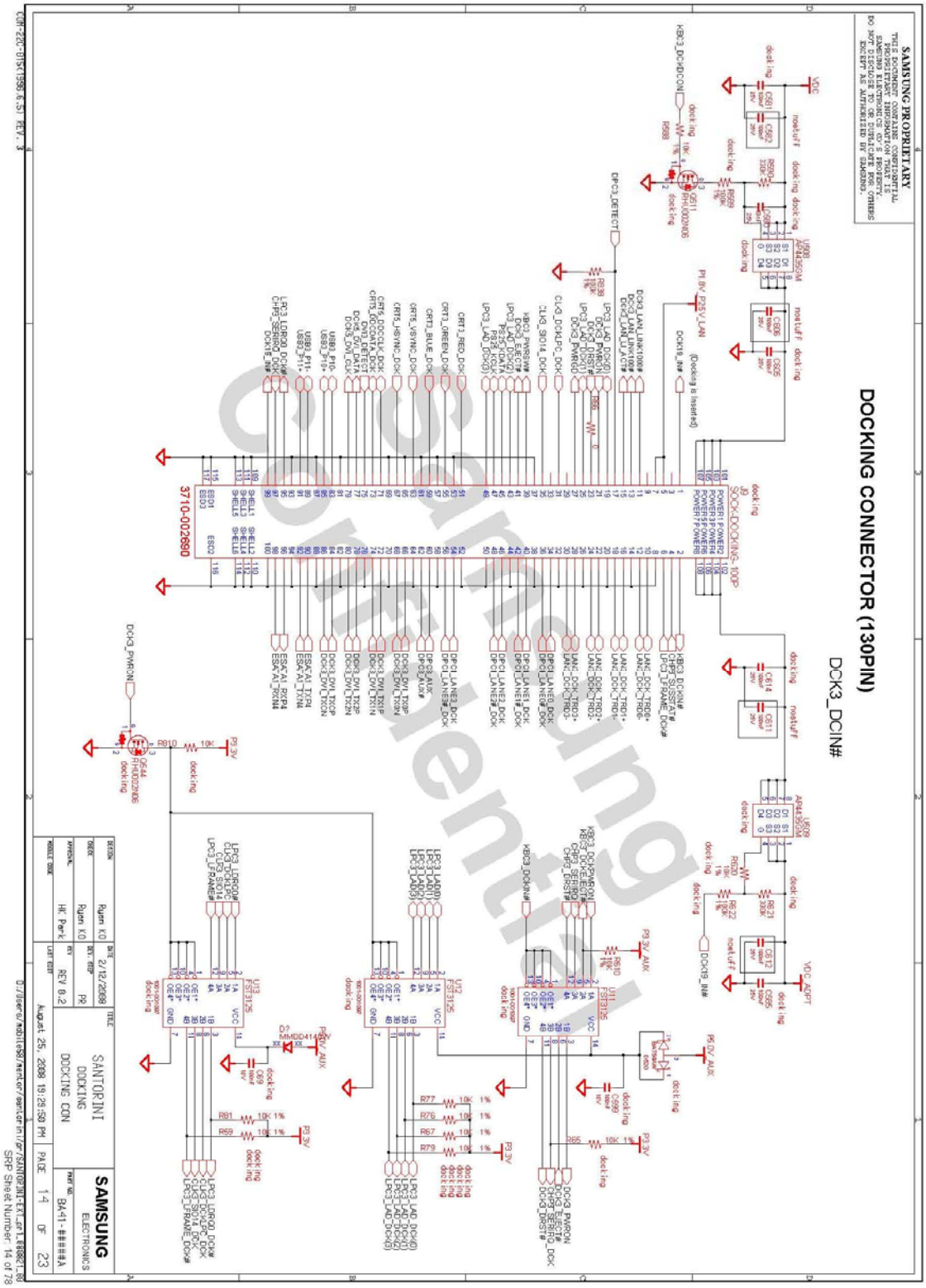

- 이 문서는 삼성전자의 기술 자산으로 승인자만이 사용할 수 있습니다 -
- This Document can not be used without Samsung's authorization -

8. Block Diagram and Schemetic



- 이 문서는 삼성전자의 기술 자산으로 승인자만이 사용할 수 있습니다 -
- This Document can not be used without Samsung's authorization -

8. Block Diagram and Schemetic

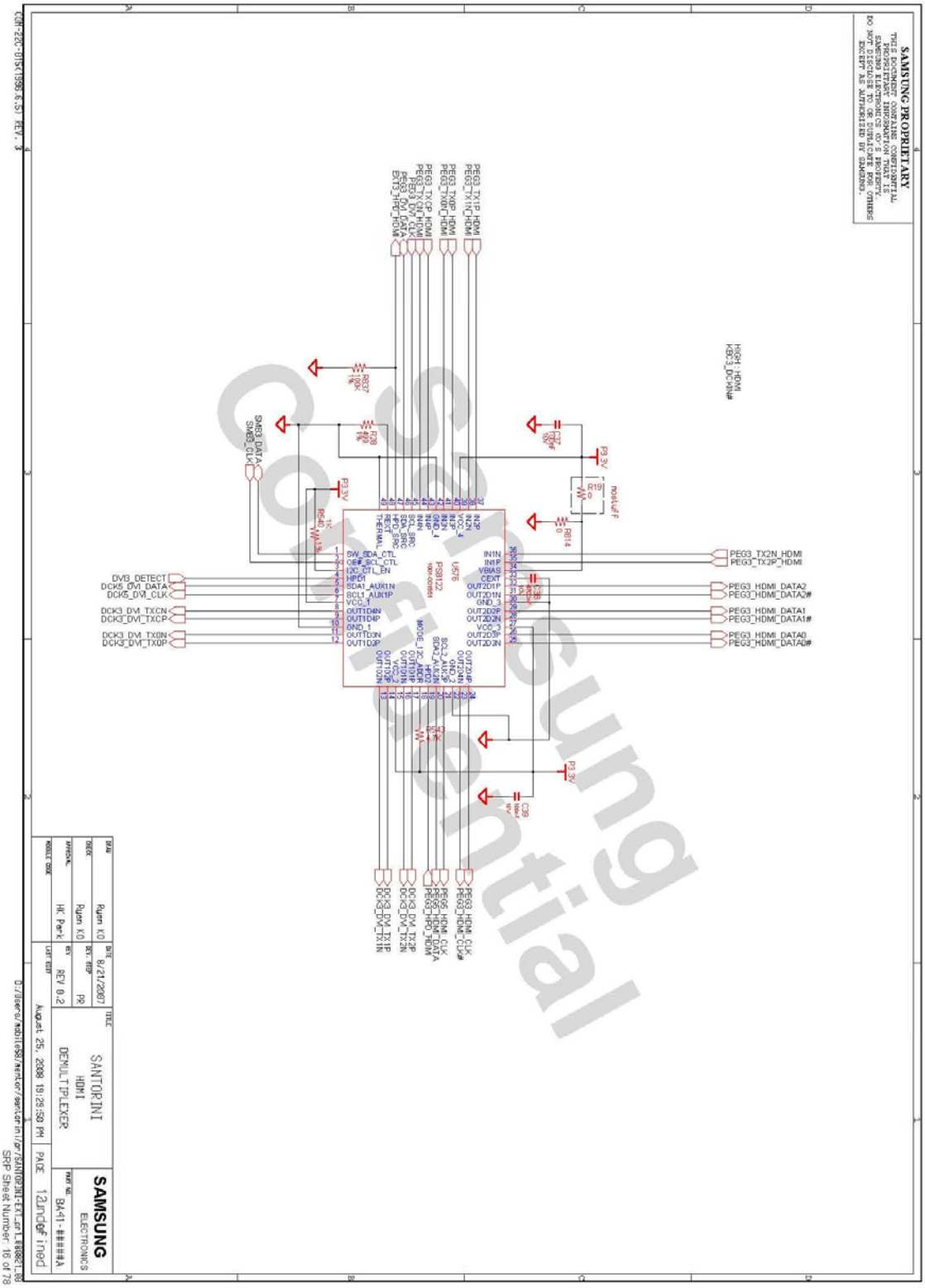

- 이 문서는 삼성전자의 기술 자산으로 승인자만이 사용할 수 있습니다 -
- This Document can not be used without Samsung's authorization -

8. Block Diagram and Schemetic

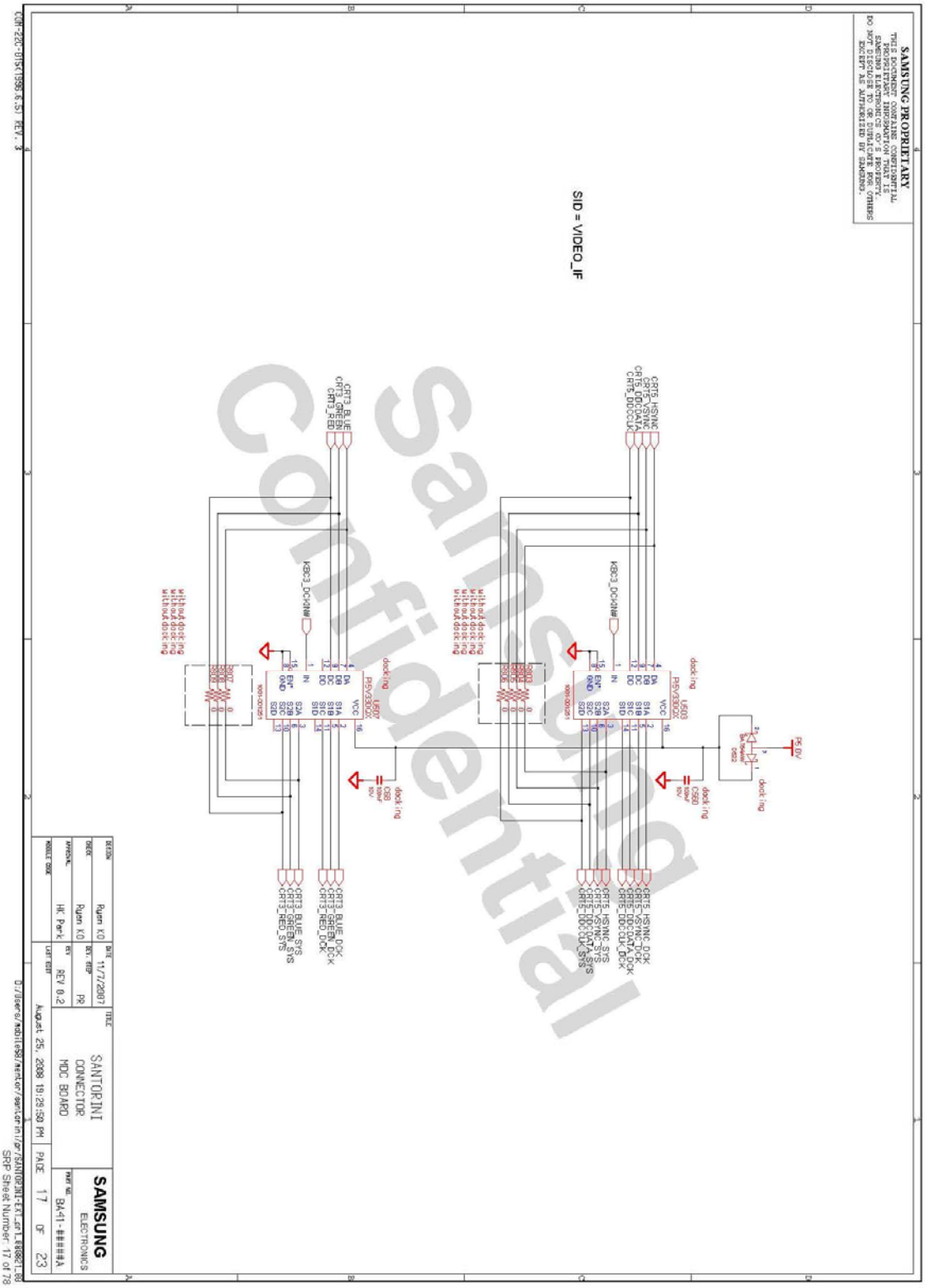

- 이 문서는 삼성전자의 기술 자산으로 승인자만이 사용할 수 있습니다 -
- This Document can not be used without Samsung's authorization -

8. Block Diagram and Schemetic

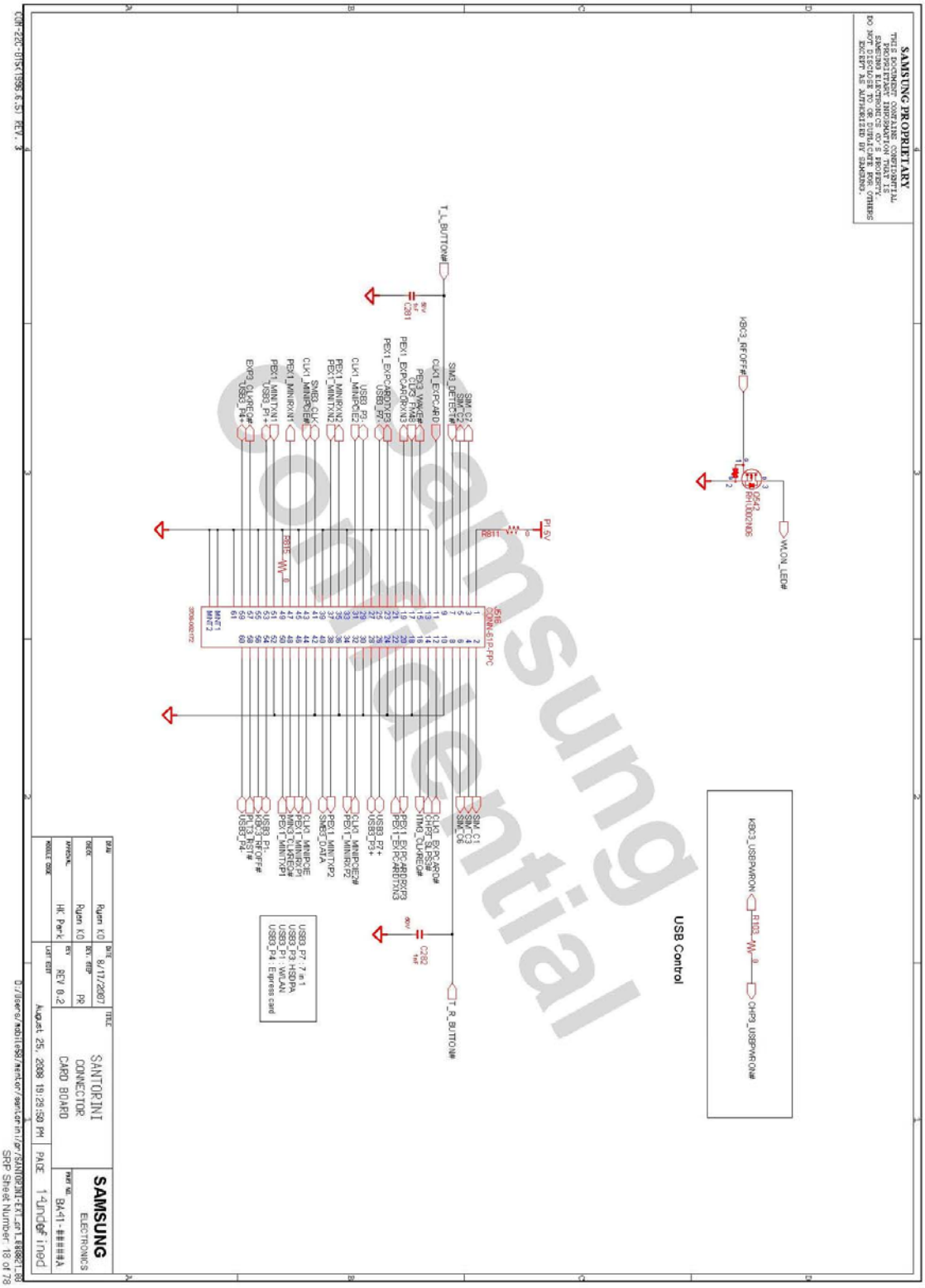

- 이 문서는 삼성전자의 기술 자산으로 승인자만이 사용할 수 있습니다 -
- This Document can not be used without Samsung's authorization -

8. Block Diagram and Schemetic

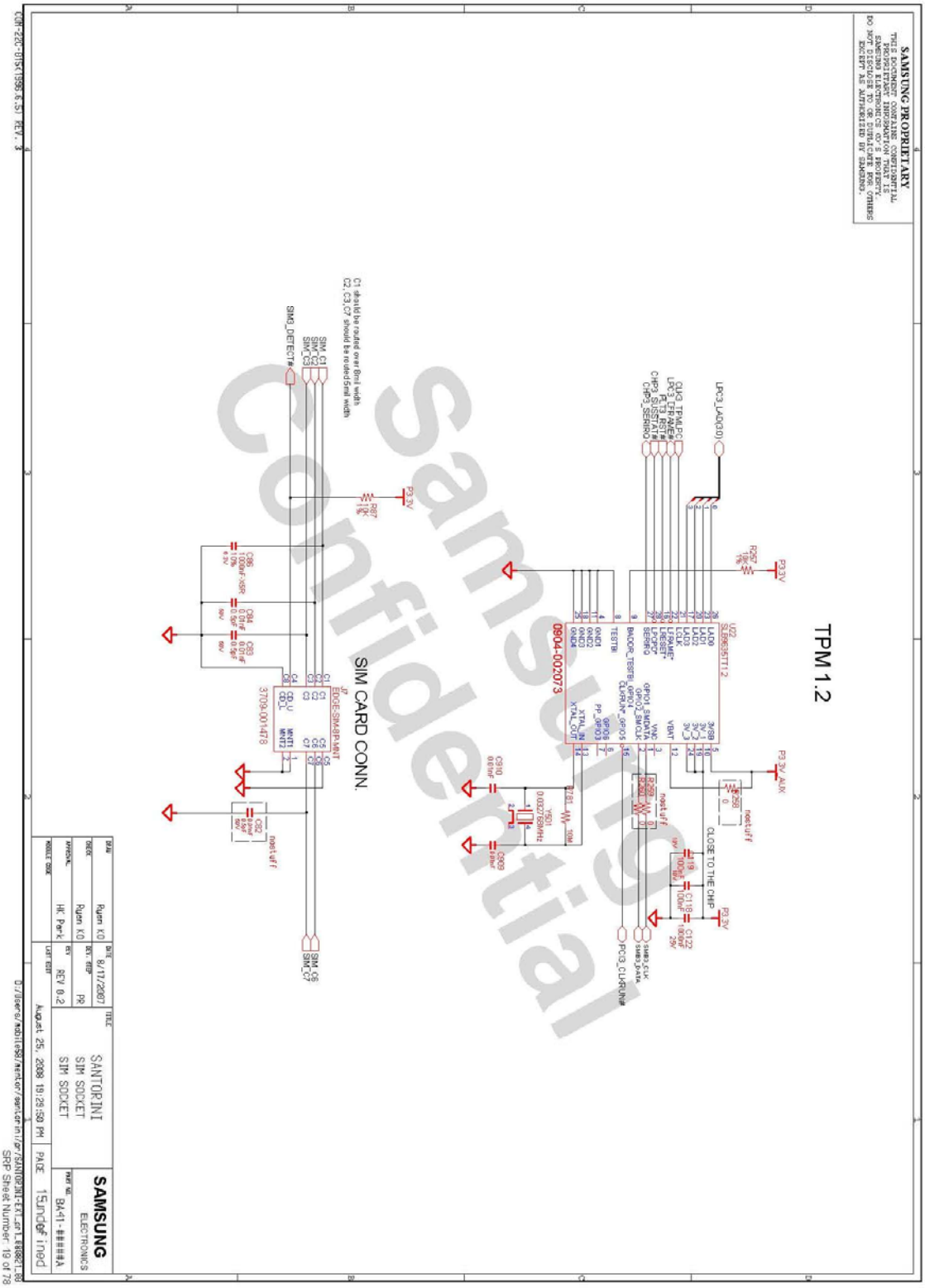

- 이 문서는 삼성전자의 기술 자산으로 승인자만이 사용할 수 있습니다 -
- This Document can not be used without Samsung's authorization -

8. Block Diagram and Schemetic



- 이 문서는 삼성전자의 기술 자산으로 승인자만이 사용할 수 있습니다 -
- This Document can not be used without Samsung's authorization -

8. Block Diagram and Schemetic

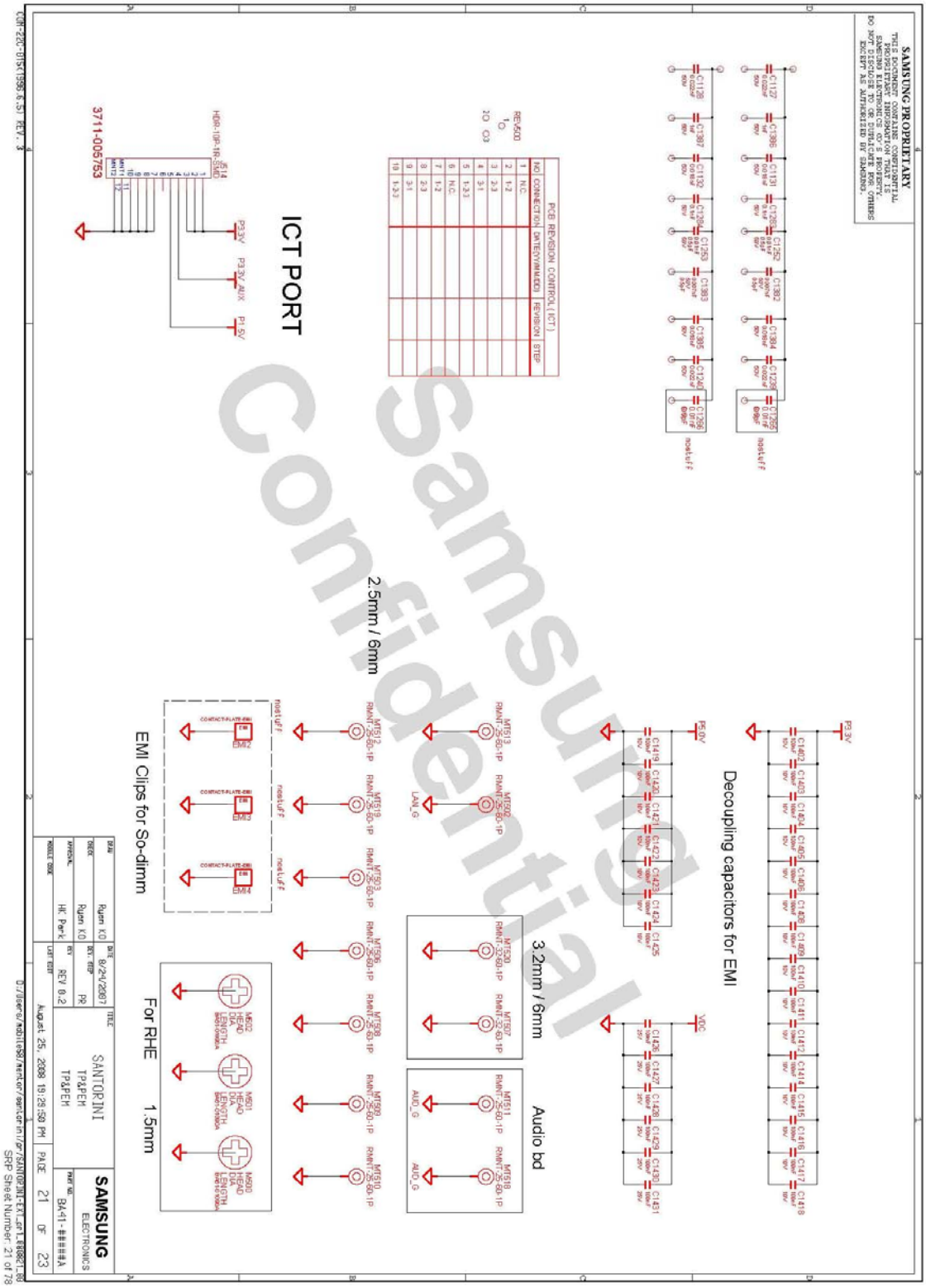

- 이 문서는 삼성전자의 기술 자산으로 승인자만이 사용할 수 있습니다 -
- This Document can not be used without Samsung's authorization -

8. Block Diagram and Schemetic



- 이 문서는 삼성전자의 기술 자산으로 승인자만이 사용할 수 있습니다 -
- This Document can not be used without Samsung's authorization -

8. Block Diagram and Schemetic

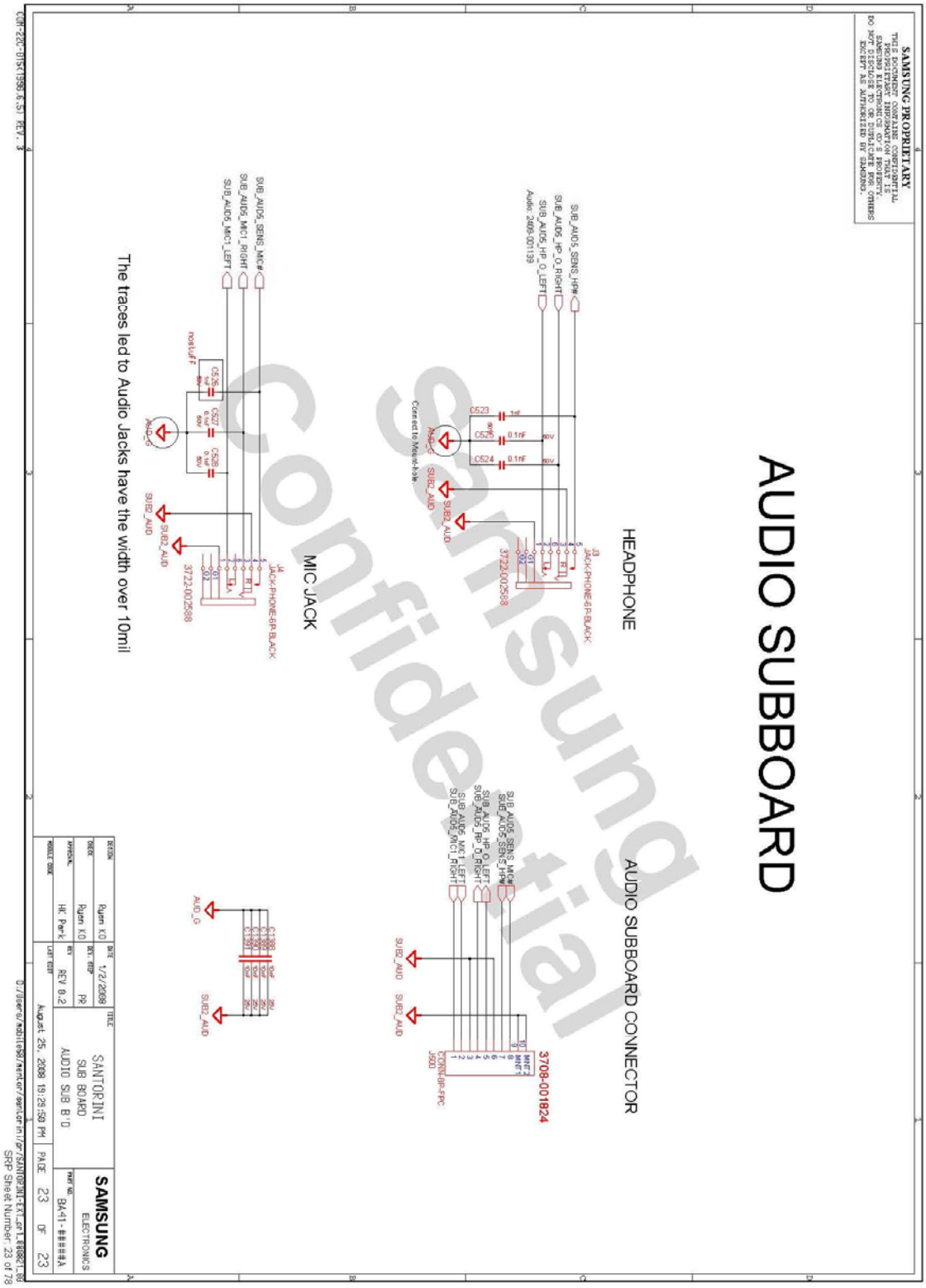

- 이 문서는 삼성전자의 기술 자산으로 승인자만이 사용할 수 있습니다 -
- This Document can not be used without Samsung's authorization -

8. Block Diagram and Schemetic



- 이 문서는 삼성전자의 기술 자산으로 승인자만이 사용할 수 있습니다 -
- This Document can not be used without Samsung's authorization -

8. Block Diagram and Schemetic



- 이 문서는 삼성전자의 기술 자산으로 승인자만이 사용할 수 있습니다 -
- This Document can not be used without Samsung's authorization -

8. Block Diagram and Schemetic

- 이 문서는 삼성전자의 기술 자산으로 승인자만이 사용할 수 있습니다 -
- This Document can not be used without Samsung's authorization -

8. Block Diagram and Schemetic



- 이 문서는 삼성전자의 기술 자산으로 승인자만이 사용할 수 있습니다 -
- This Document can not be used without Samsung's authorization -

8. Block Diagram and Schemetic

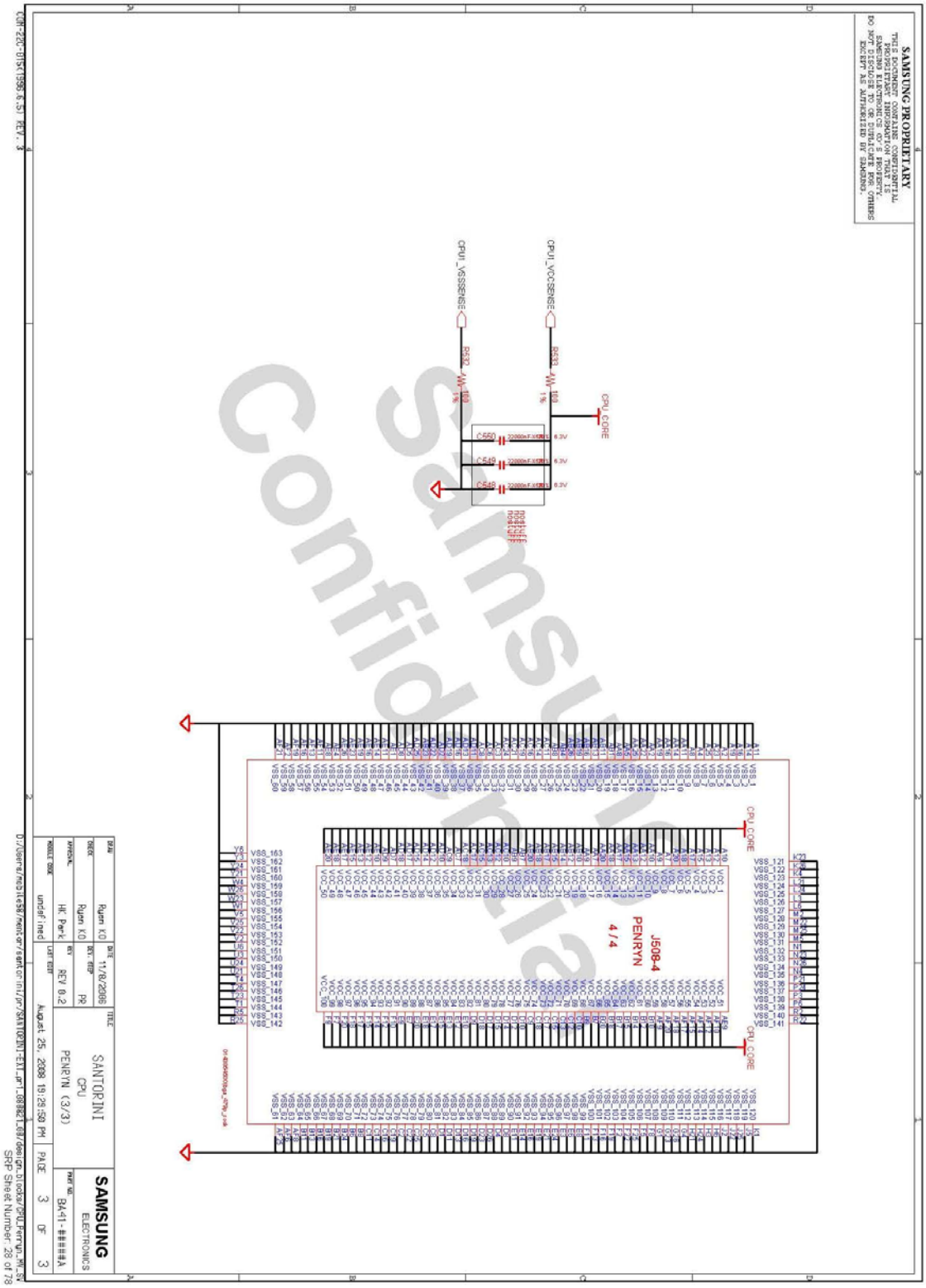

- 이 문서는 삼성전자의 기술 자산으로 승인자만이 사용할 수 있습니다 -
- This Document can not be used without Samsung's authorization -

8. Block Diagram and Schemetic

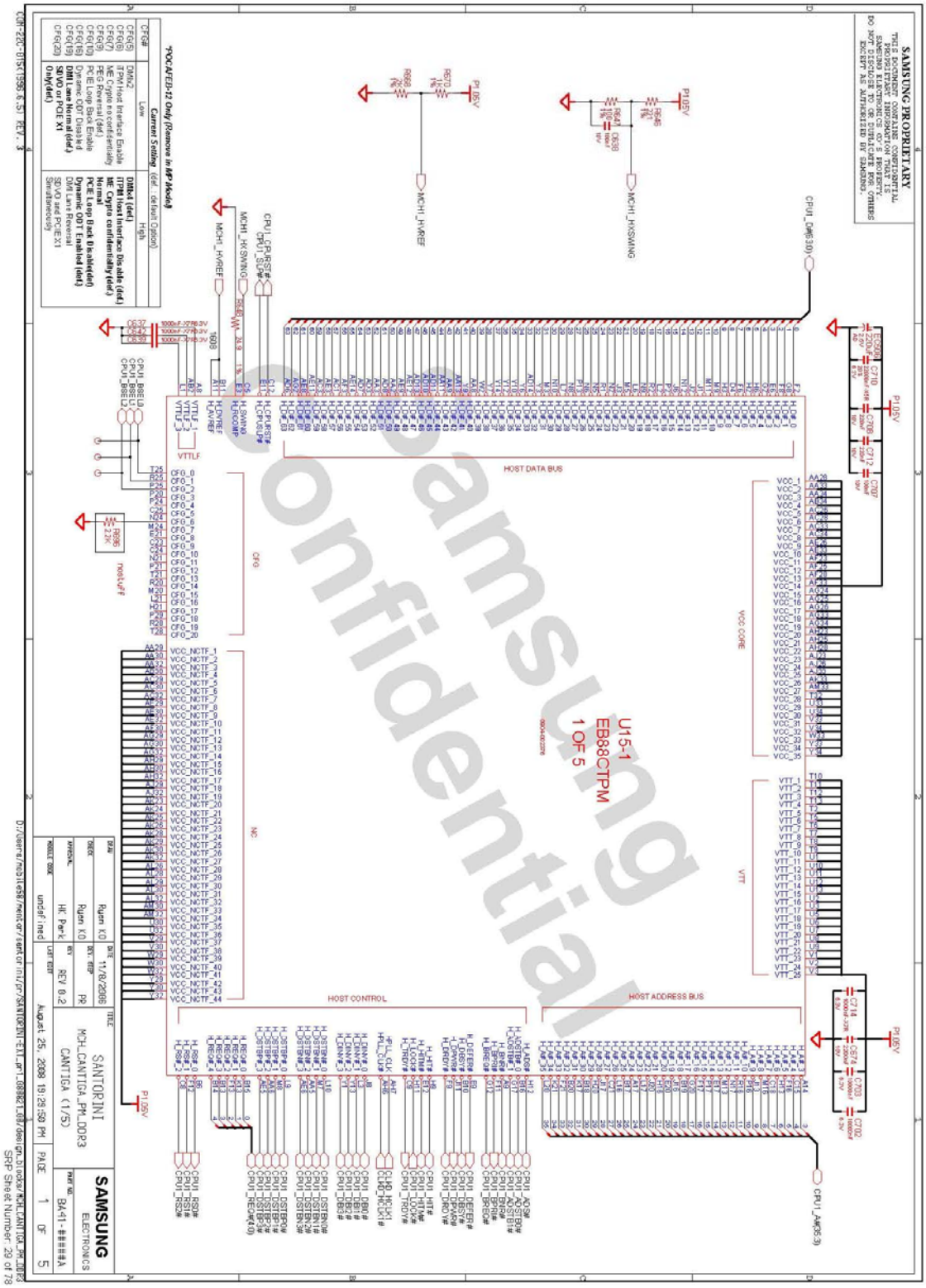

- 이 문서는 삼성전자의 기술 자산으로 승인자만이 사용할 수 있습니다 -
- This Document can not be used without Samsung's authorization -

8. Block Diagram and Schemetic



- 이 문서는 삼성전자의 기술 자산으로 승인자만이 사용할 수 있습니다 -
- This Document can not be used without Samsung's authorization -

8. Block Diagram and Schemetic



- 이 문서는 삼성전자의 기술 자산으로 승인자만이 사용할 수 있습니다 -
- This Document can not be used without Samsung's authorization -

8. Block Diagram and Schemetic

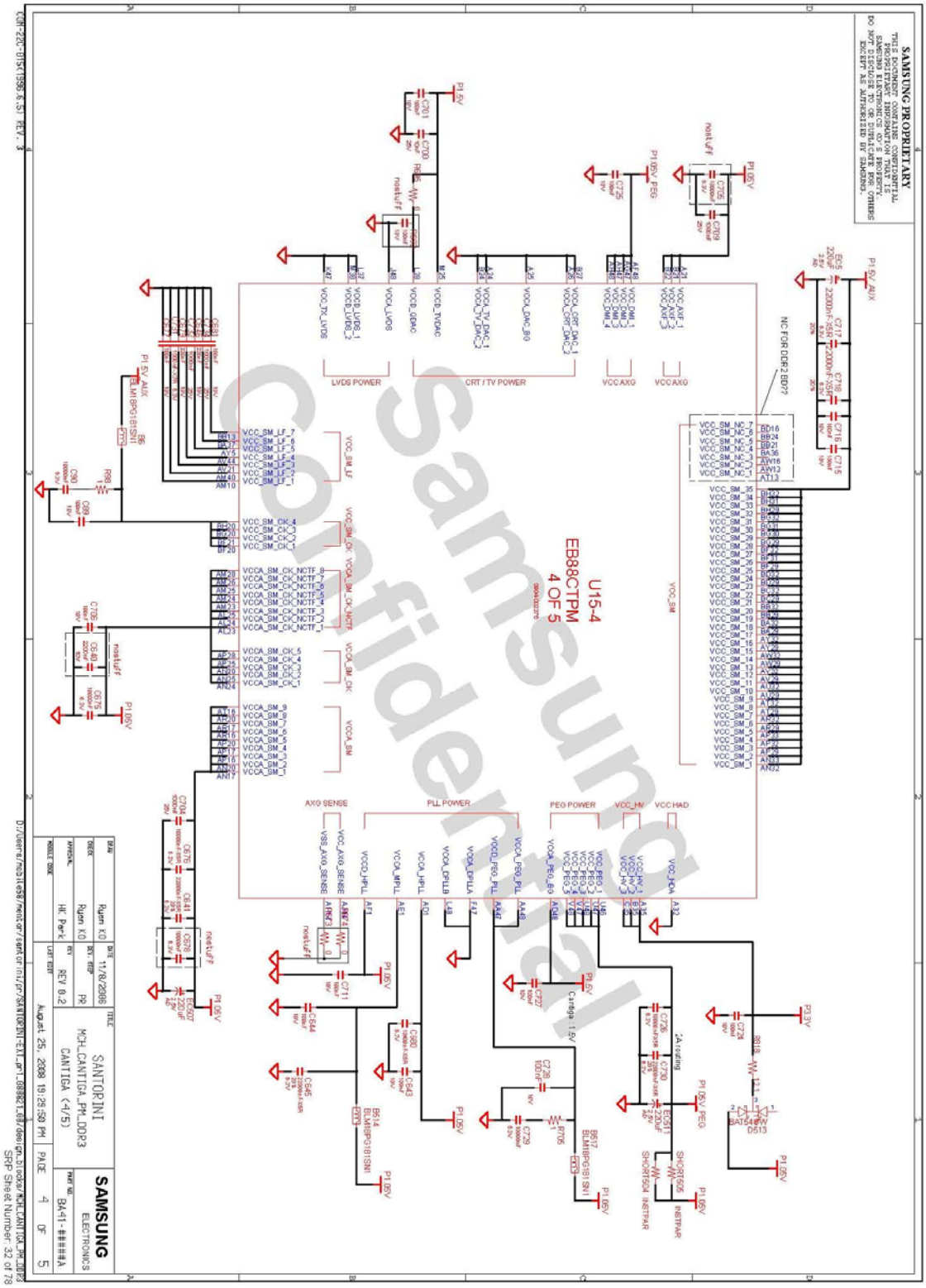

- 이 문서는 삼성전자의 기술 자산으로 승인자만이 사용할 수 있습니다 -
- This Document can not be used without Samsung's authorization -

8. Block Diagram and Schemetic

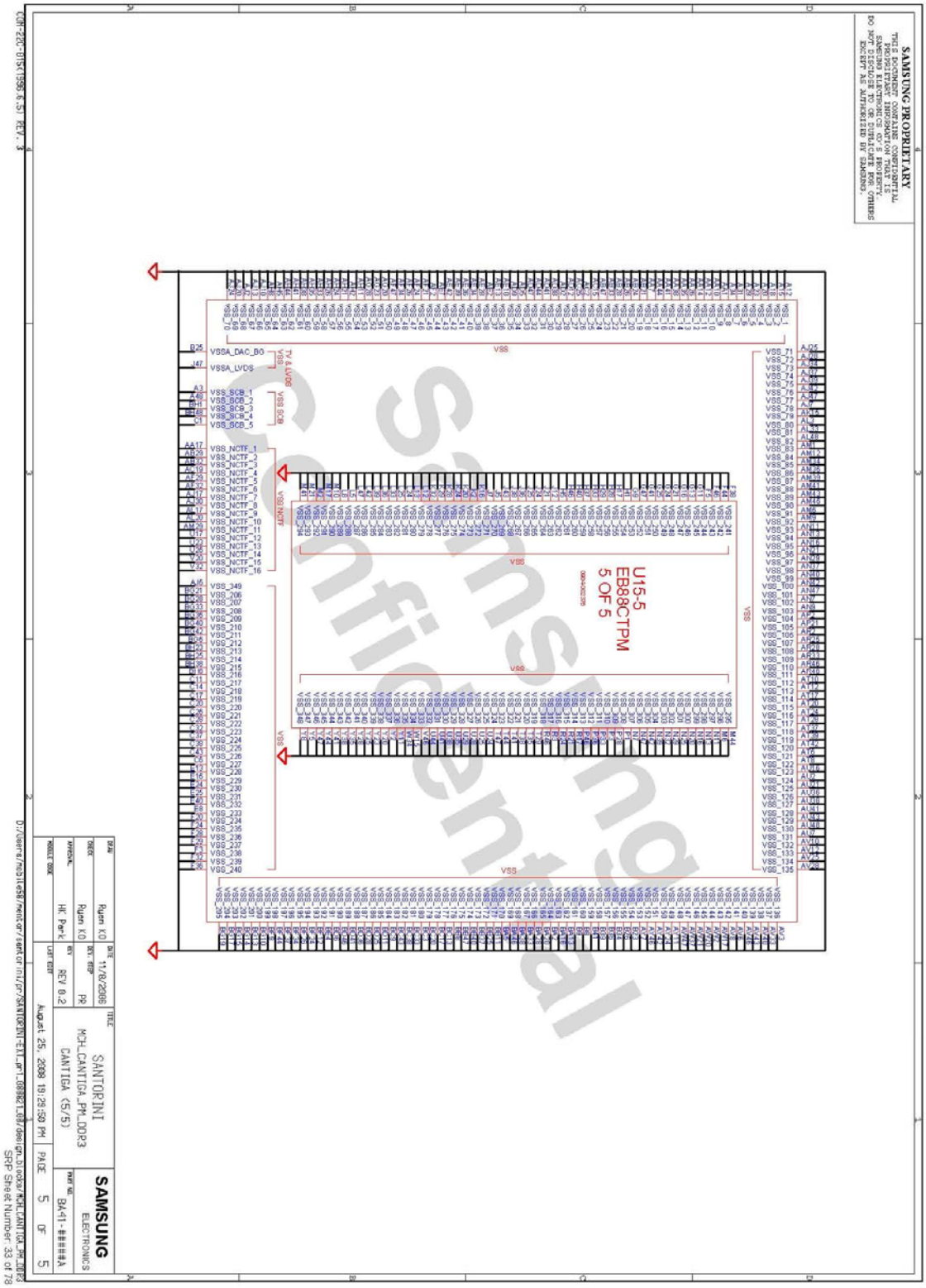

- 이 문서는 삼성전자의 기술 자산으로 승인자만이 사용할 수 있습니다 -
- This Document can not be used without Samsung's authorization -

8. Block Diagram and Schemetic

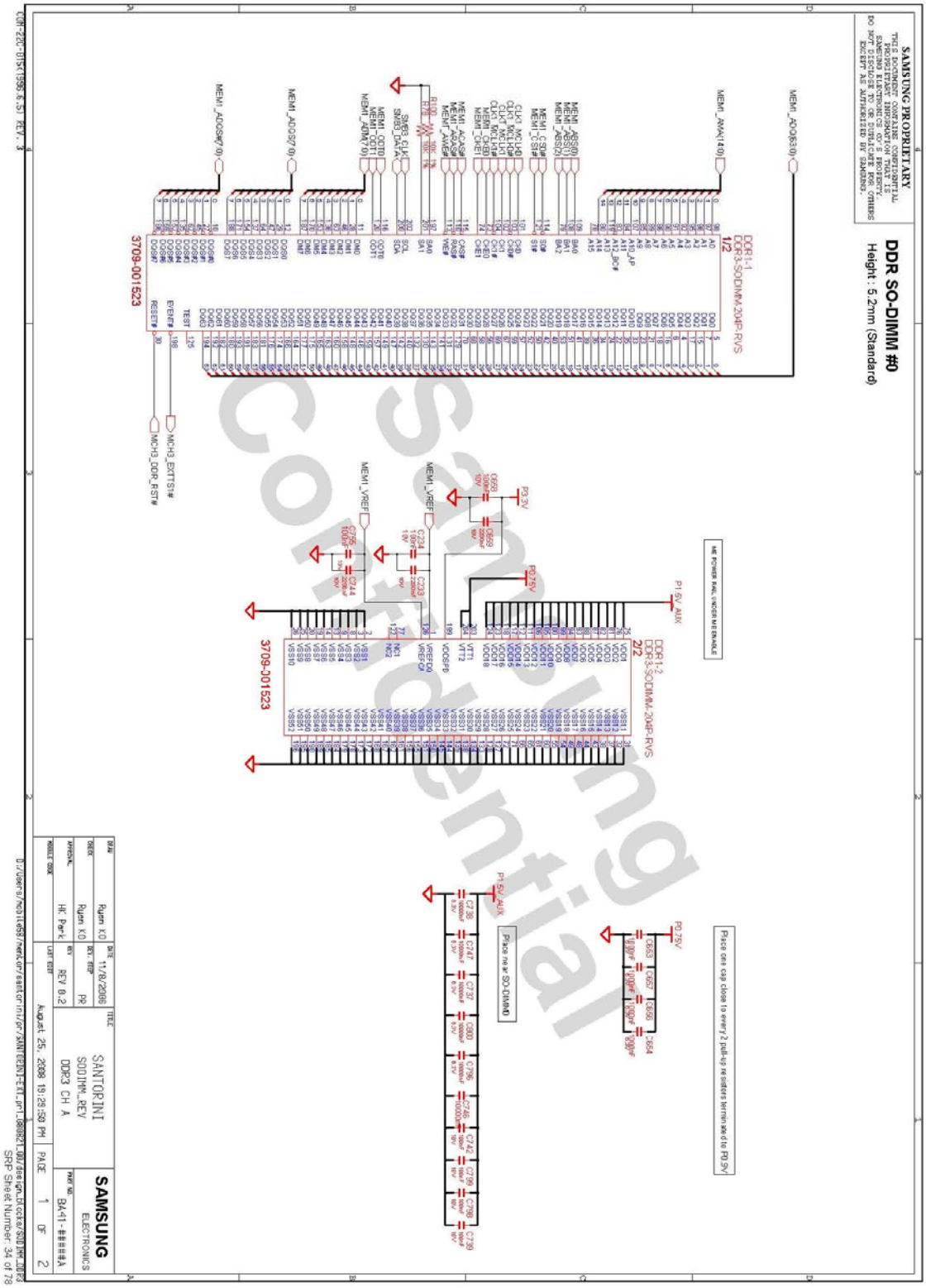

- 이 문서는 삼성전자의 기술 자산으로 승인자만이 사용할 수 있습니다 -
- This Document can not be used without Samsung's authorization -

8. Block Diagram and Schemetic

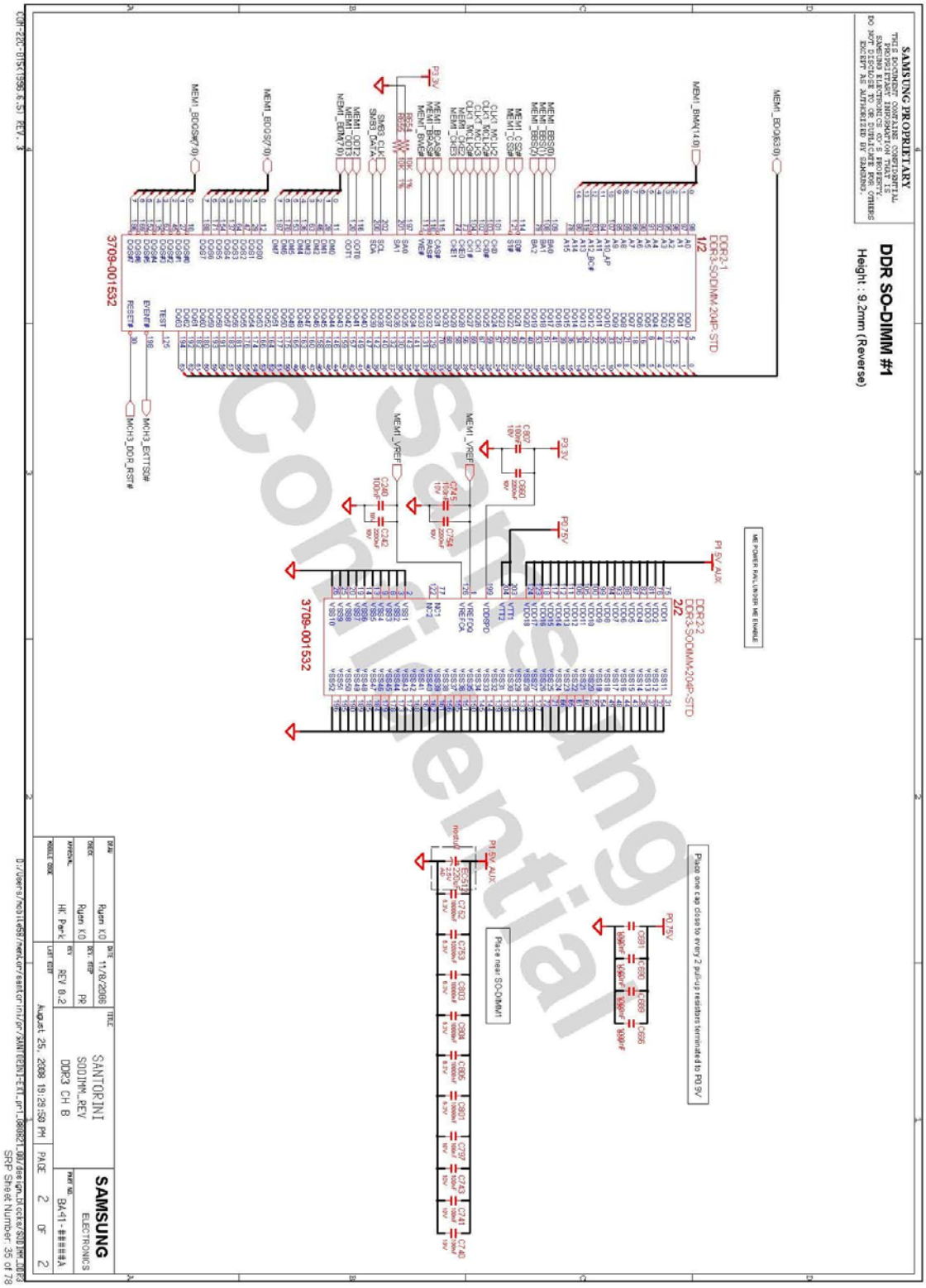

- 이 문서는 삼성전자의 기술 자산으로 승인자만이 사용할 수 있습니다 -
- This Document can not be used without Samsung's authorization -

8. Block Diagram and Schemetic



- 이 문서는 삼성전자의 기술 자산으로 승인자만이 사용할 수 있습니다 -
- This Document can not be used without Samsung's authorization -

8. Block Diagram and Schemetic

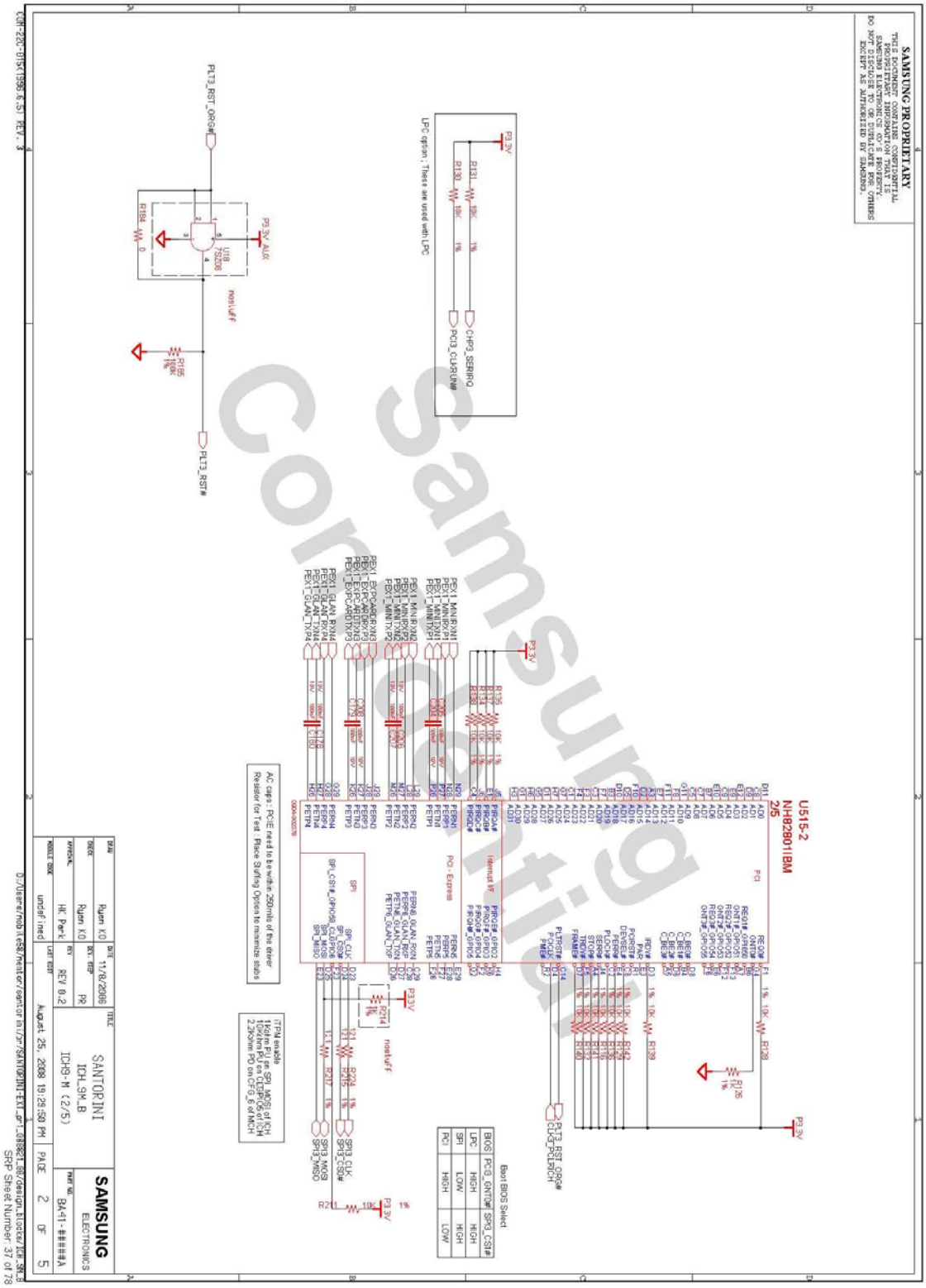

- 이 문서는 삼성전자의 기술 자산으로 승인자만이 사용할 수 있습니다 -
- This Document can not be used without Samsung's authorization -

8. Block Diagram and Schemetic



- 이 문서는 삼성전자의 기술 자산으로 승인자만이 사용할 수 있습니다 -
- This Document can not be used without Samsung's authorization -

8. Block Diagram and Schemetic

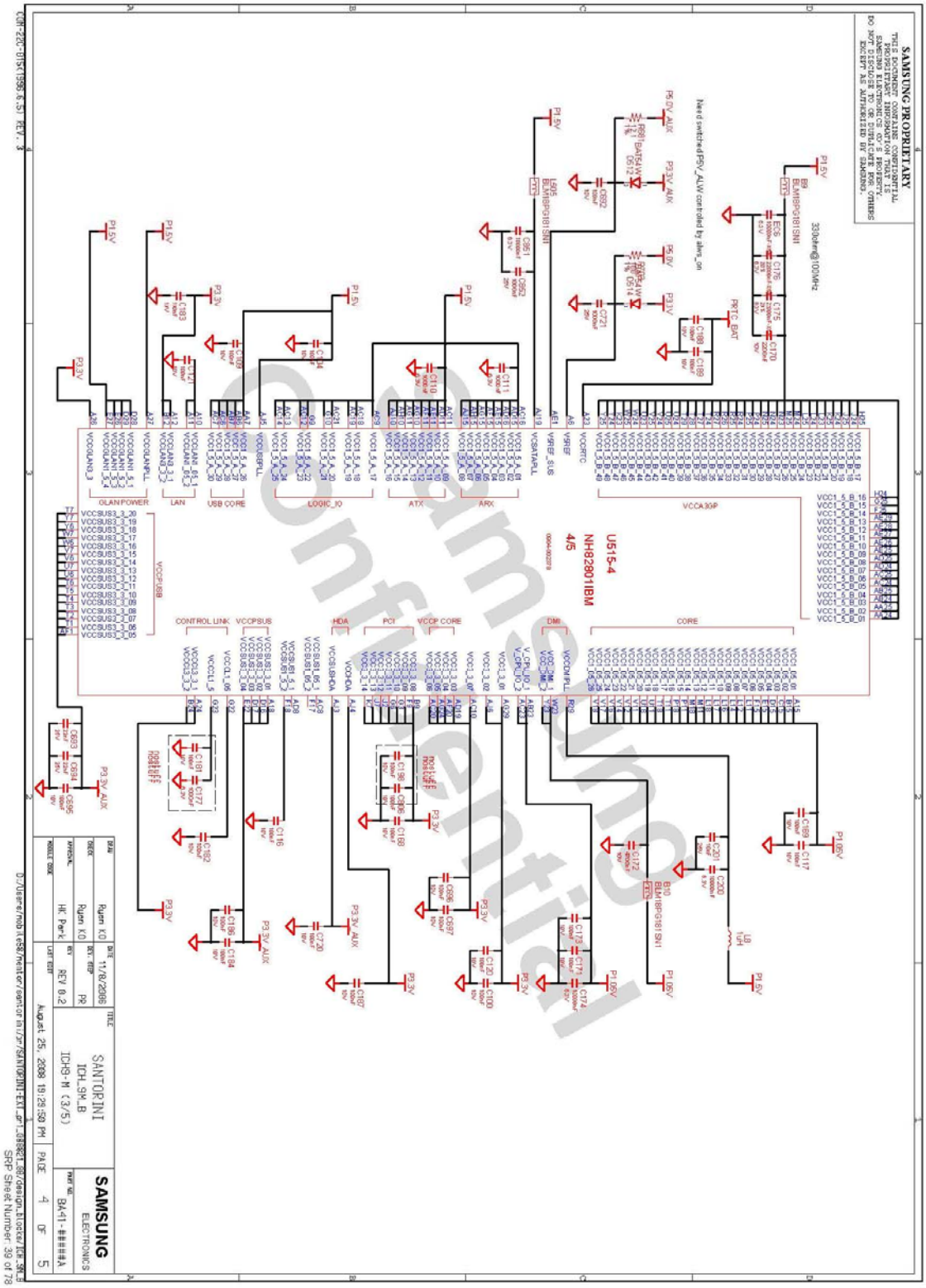

- 이 문서는 삼성전자의 기술 자산으로 승인자만이 사용할 수 있습니다 -
- This Document can not be used without Samsung's authorization -

8. Block Diagram and Schemetic



- 이 문서는 삼성전자의 기술 자산으로 승인자만이 사용할 수 있습니다 -
- This Document can not be used without Samsung's authorization -

8. Block Diagram and Schemetic

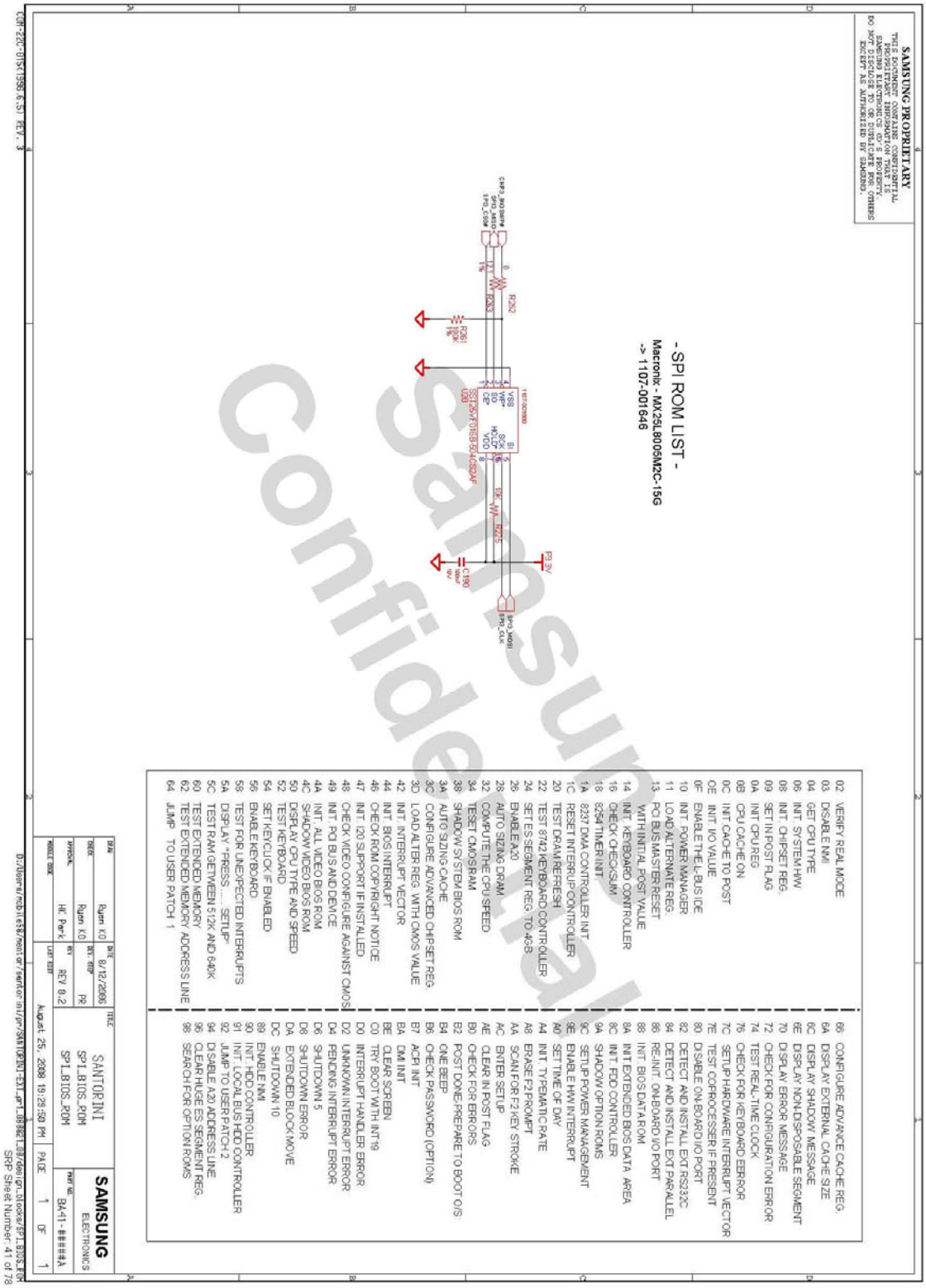

- 이 문서는 삼성전자의 기술 자산으로 승인자만이 사용할 수 있습니다 -
- This Document can not be used without Samsung's authorization -

8. Block Diagram and Schemetic



- 이 문서는 삼성전자의 기술 자산으로 승인자만이 사용할 수 있습니다 -
- This Document can not be used without Samsung's authorization -

8. Block Diagram and Schemetic

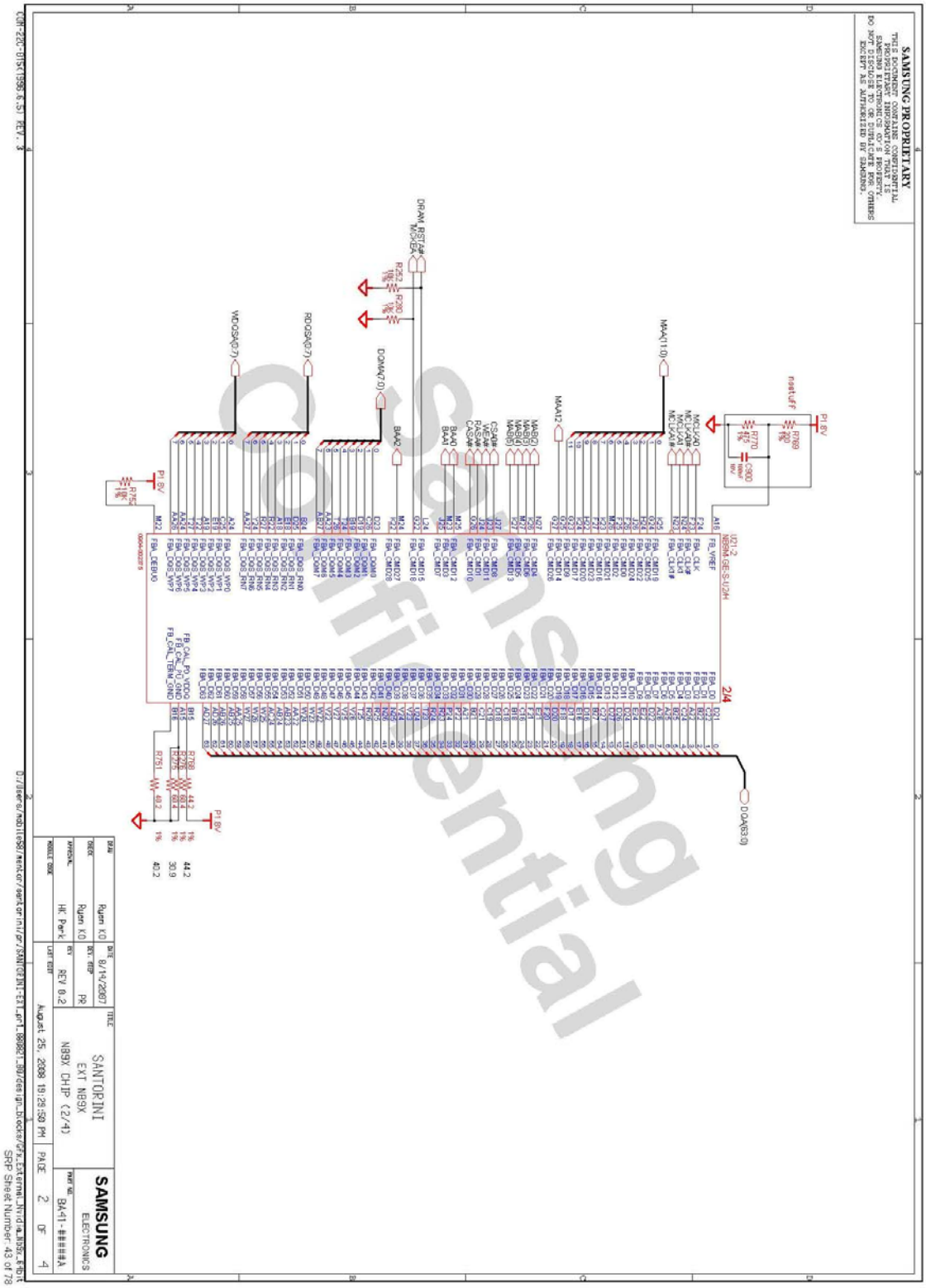

- 이 문서는 삼성전자의 기술 자산으로 승인자만이 사용할 수 있습니다 -
- This Document can not be used without Samsung's authorization -

8. Block Diagram and Schemetic

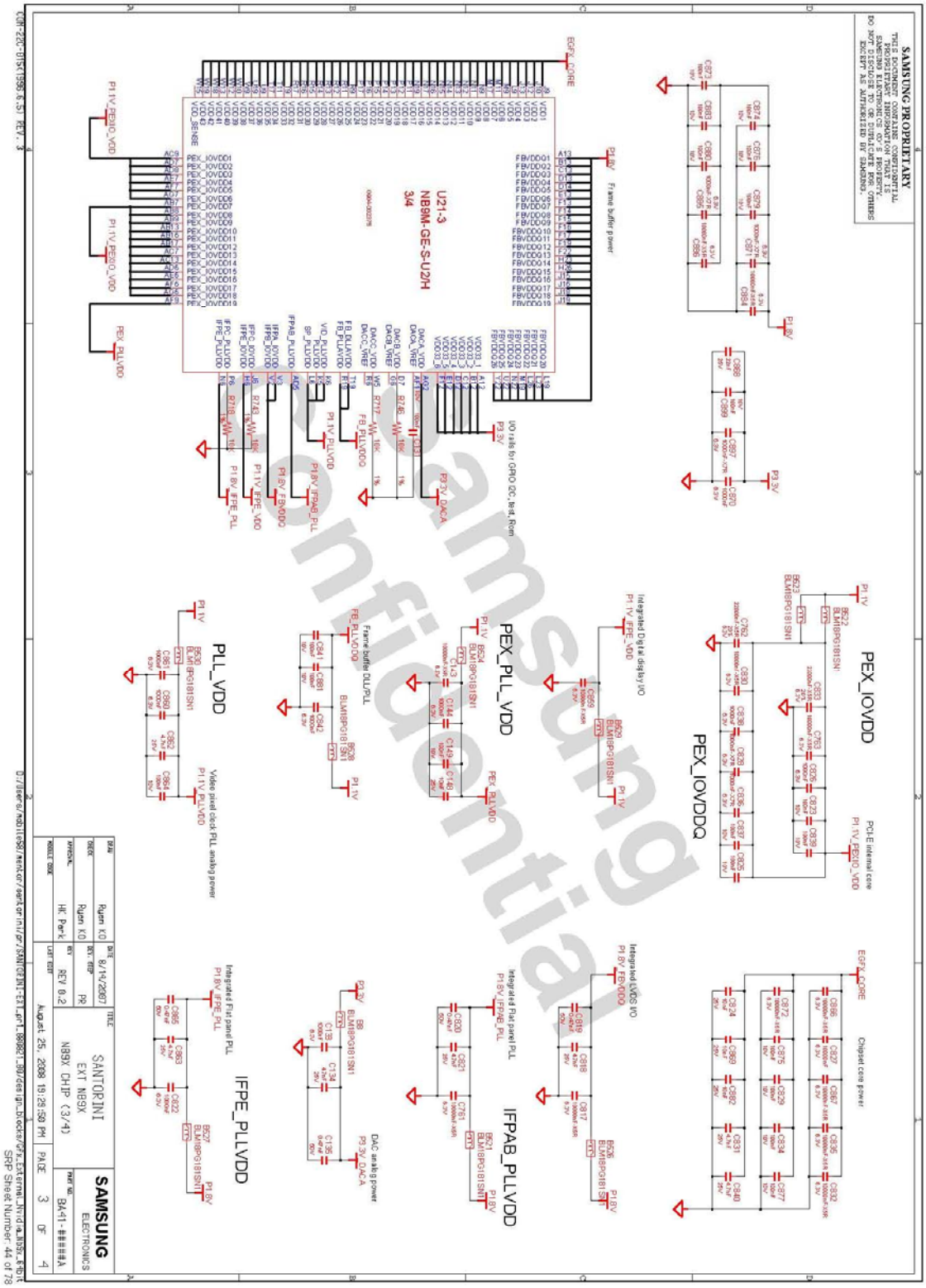

- 이 문서는 삼성전자의 기술 자산으로 승인자만이 사용할 수 있습니다 -
- This Document can not be used without Samsung's authorization -

8. Block Diagram and Schemetic

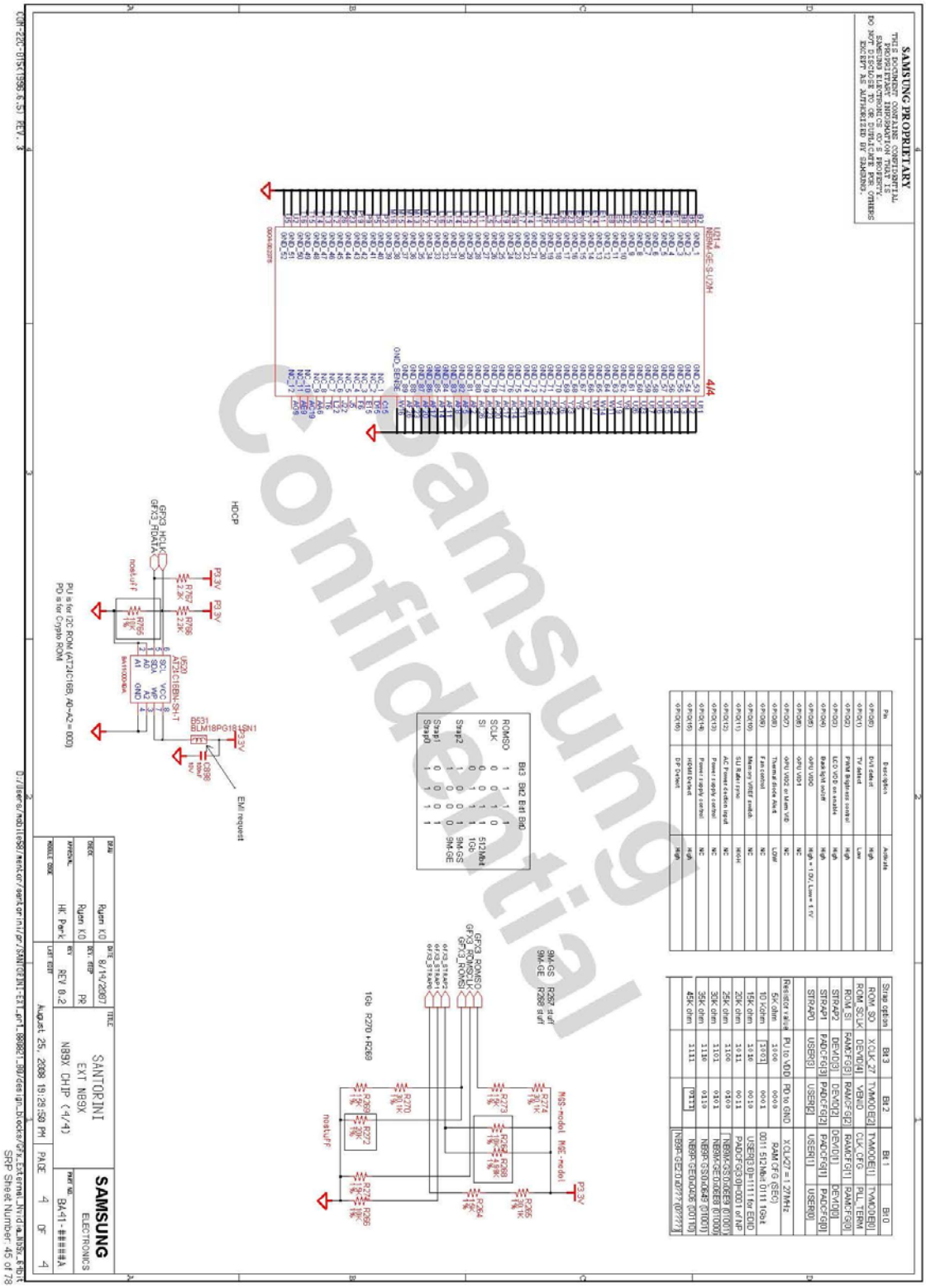

- 이 문서는 삼성전자의 기술 자산으로 승인자만이 사용할 수 있습니다 -
- This Document can not be used without Samsung's authorization -

8. Block Diagram and Schemetic

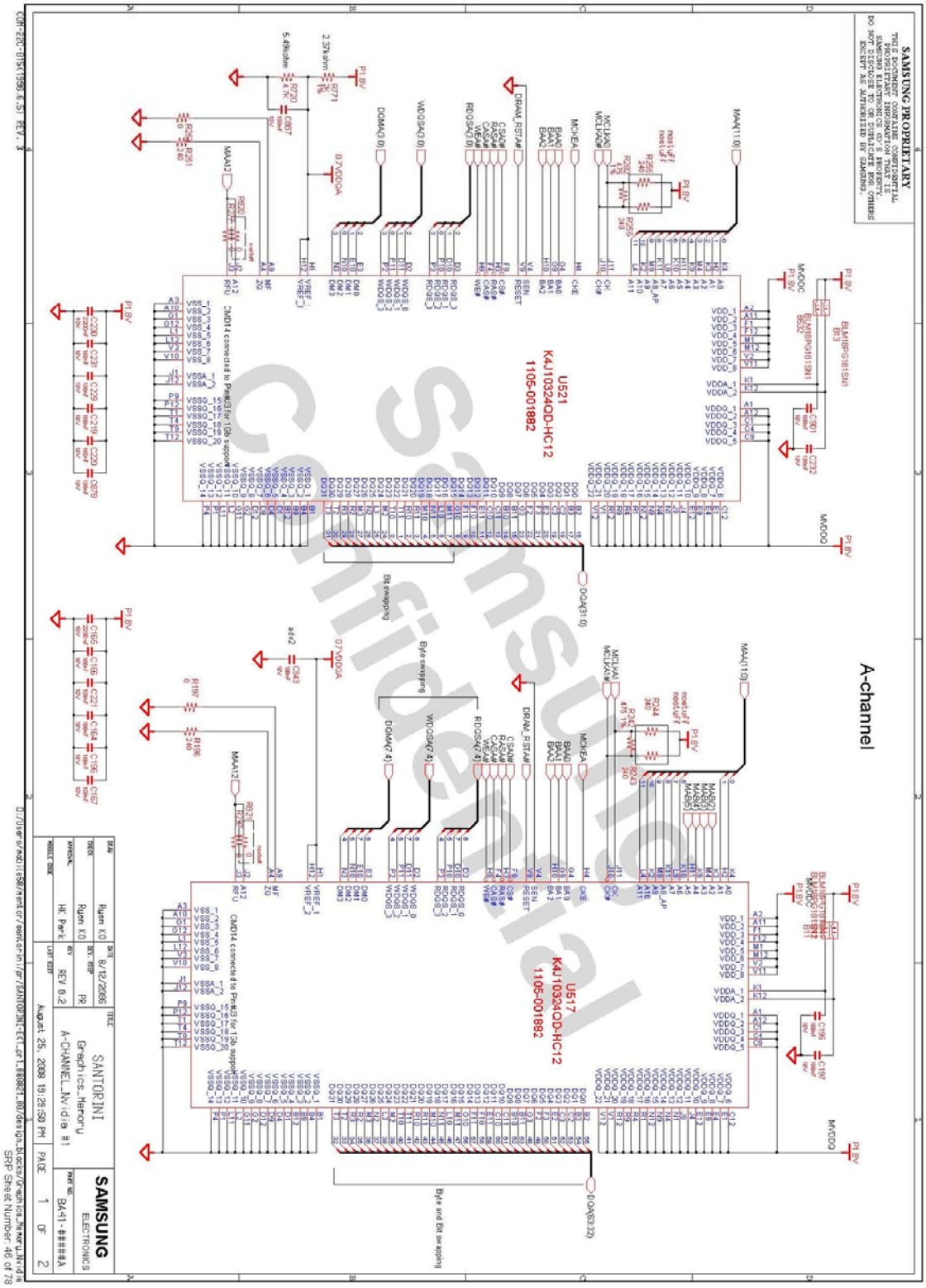

- 이 문서는 삼성전자의 기술 자산으로 승인자만이 사용할 수 있습니다 -
- This Document can not be used without Samsung's authorization -

8. Block Diagram and Schemetic

- 이 문서는 삼성전자의 기술 자산으로 승인자만이 사용할 수 있습니다 -
- This Document can not be used without Samsung's authorization -

8. Block Diagram and Schemetic

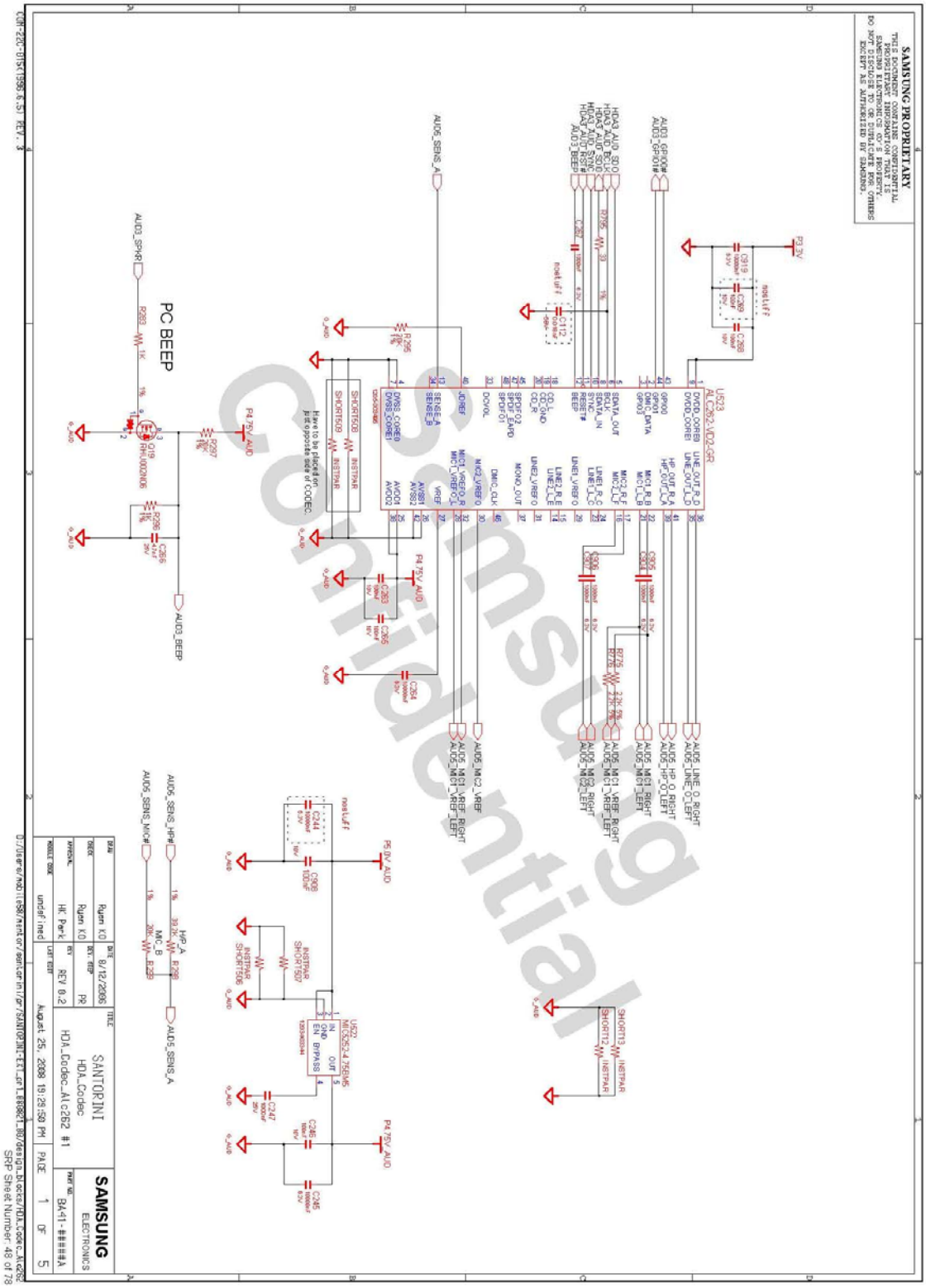

- 이 문서는 삼성전자의 기술 자산으로 승인자만이 사용할 수 있습니다 -
- This Document can not be used without Samsung's authorization -

8. Block Diagram and Schemetic

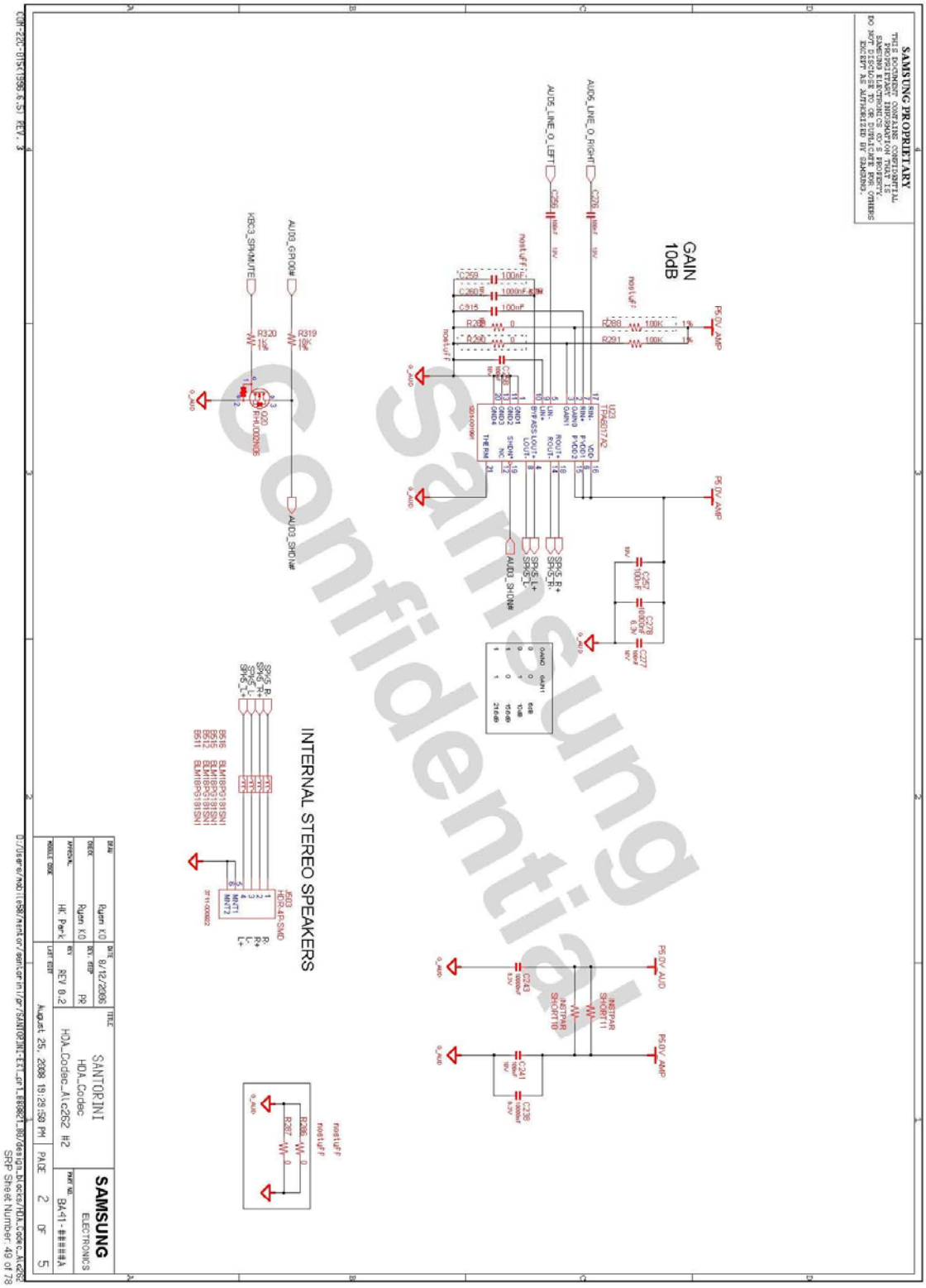

- 이 문서는 삼성전자의 기술 자산으로 승인자만이 사용할 수 있습니다 -
- This Document can not be used without Samsung's authorization -

8. Block Diagram and Schemetic

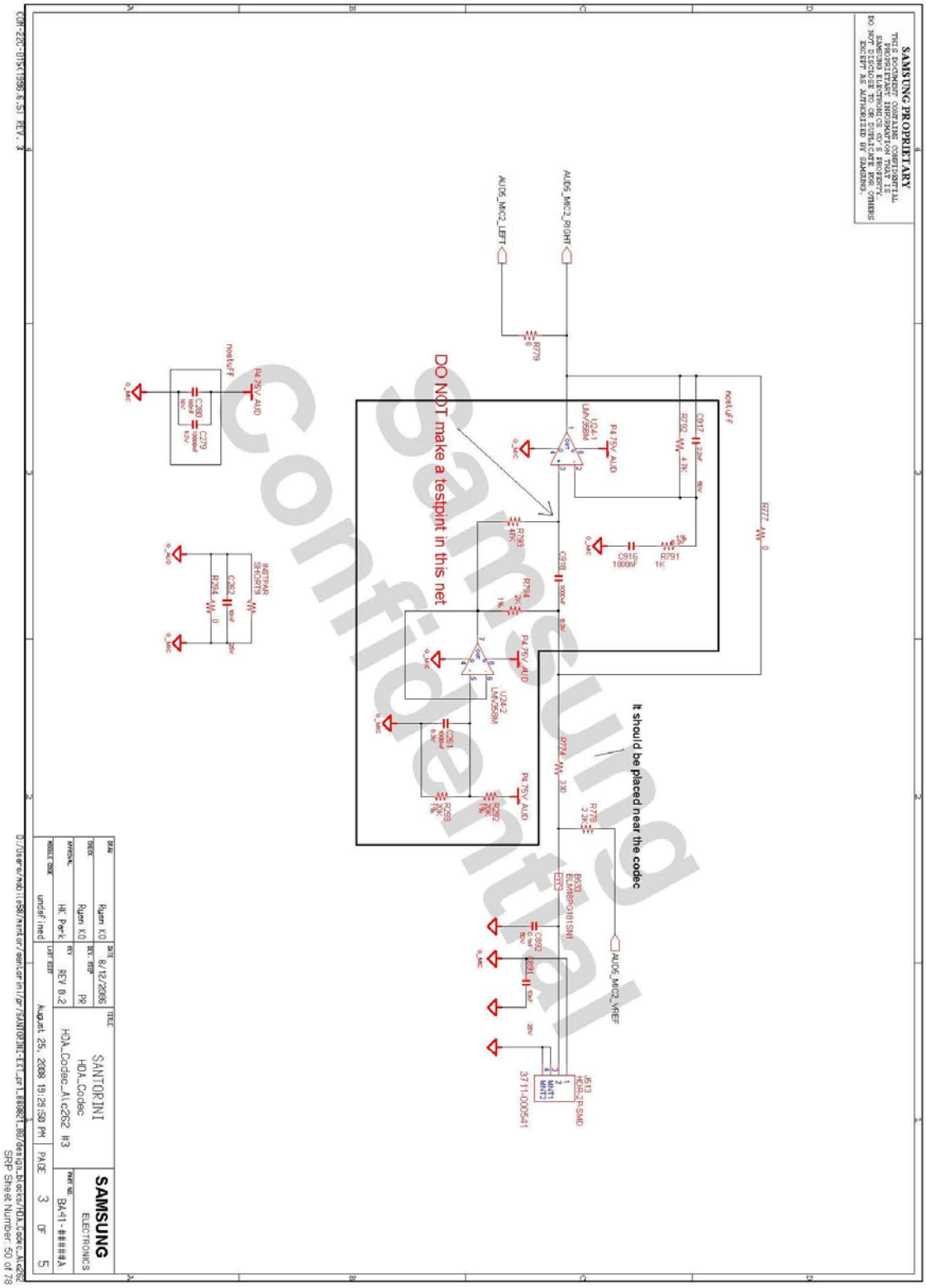

- 이 문서는 삼성전자의 기술 자산으로 승인자만이 사용할 수 있습니다 -
- This Document can not be used without Samsung's authorization -

8. Block Diagram and Schemetic

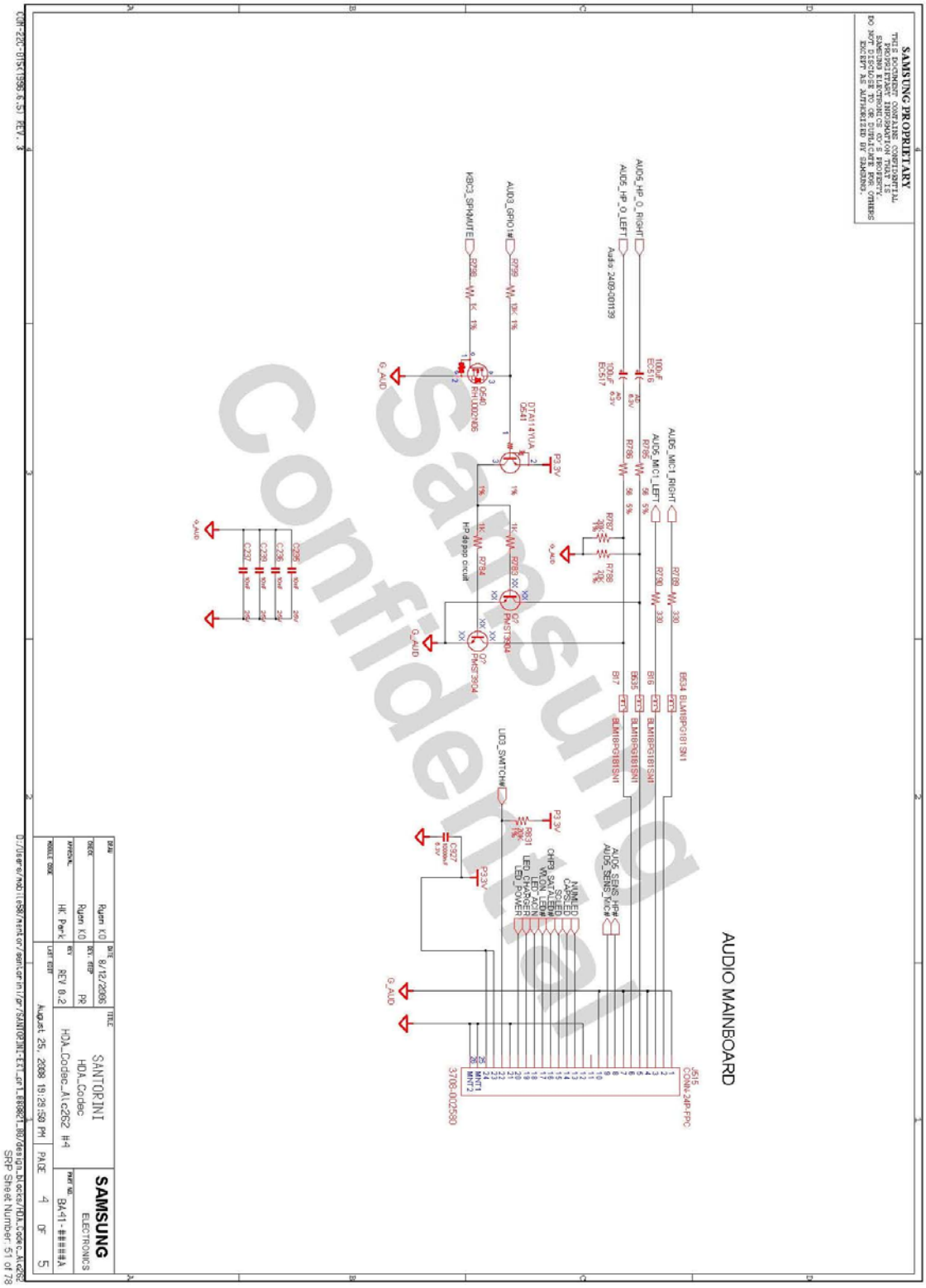

- 이 문서는 삼성전자의 기술 자산으로 승인자만이 사용할 수 있습니다 -
- This Document can not be used without Samsung's authorization -

8. Block Diagram and Schemetic

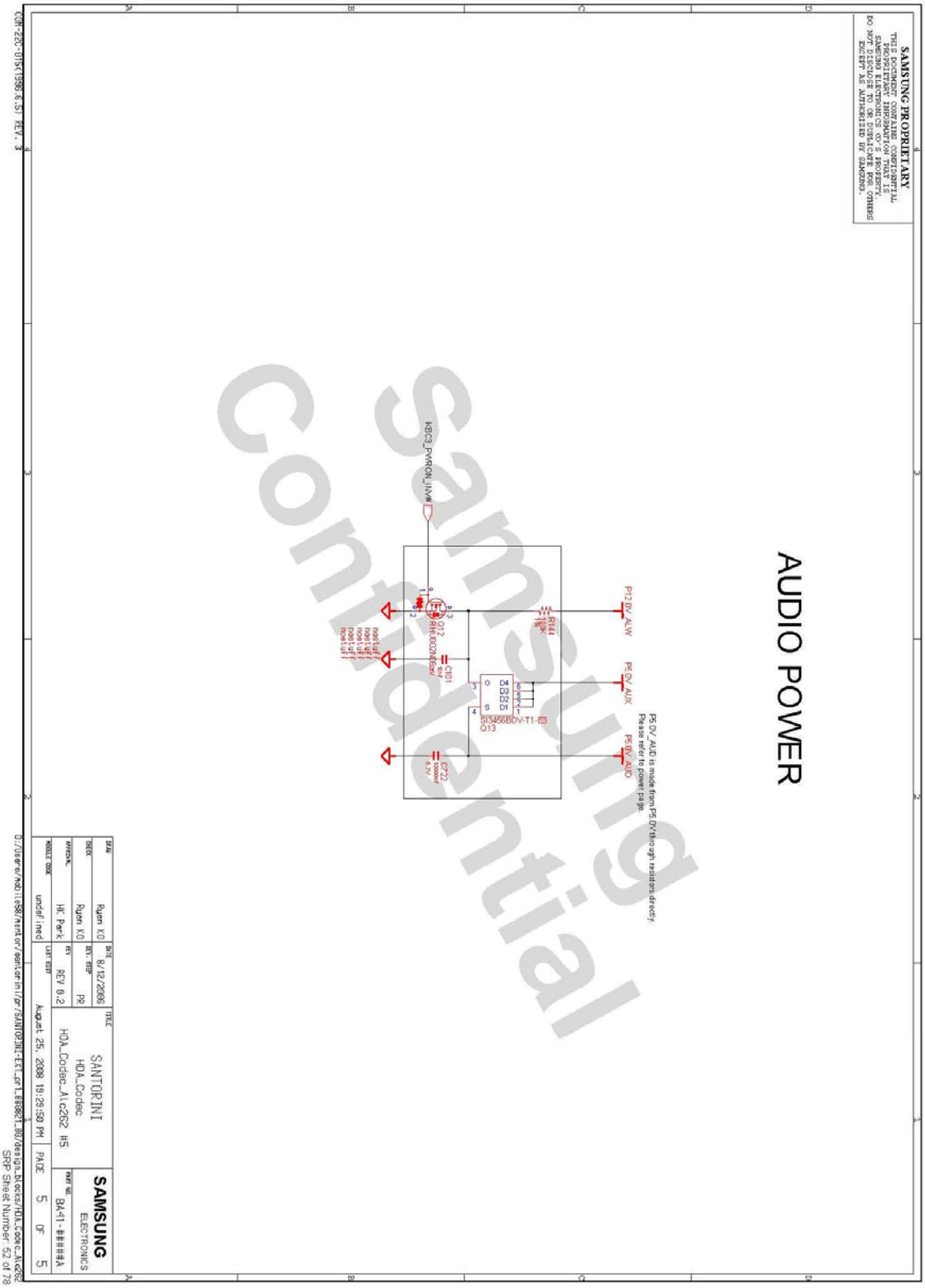

- 이 문서는 삼성전자의 기술 자산으로 승인자만이 사용할 수 있습니다 -
- This Document can not be used without Samsung's authorization -

8. Block Diagram and Schemetic

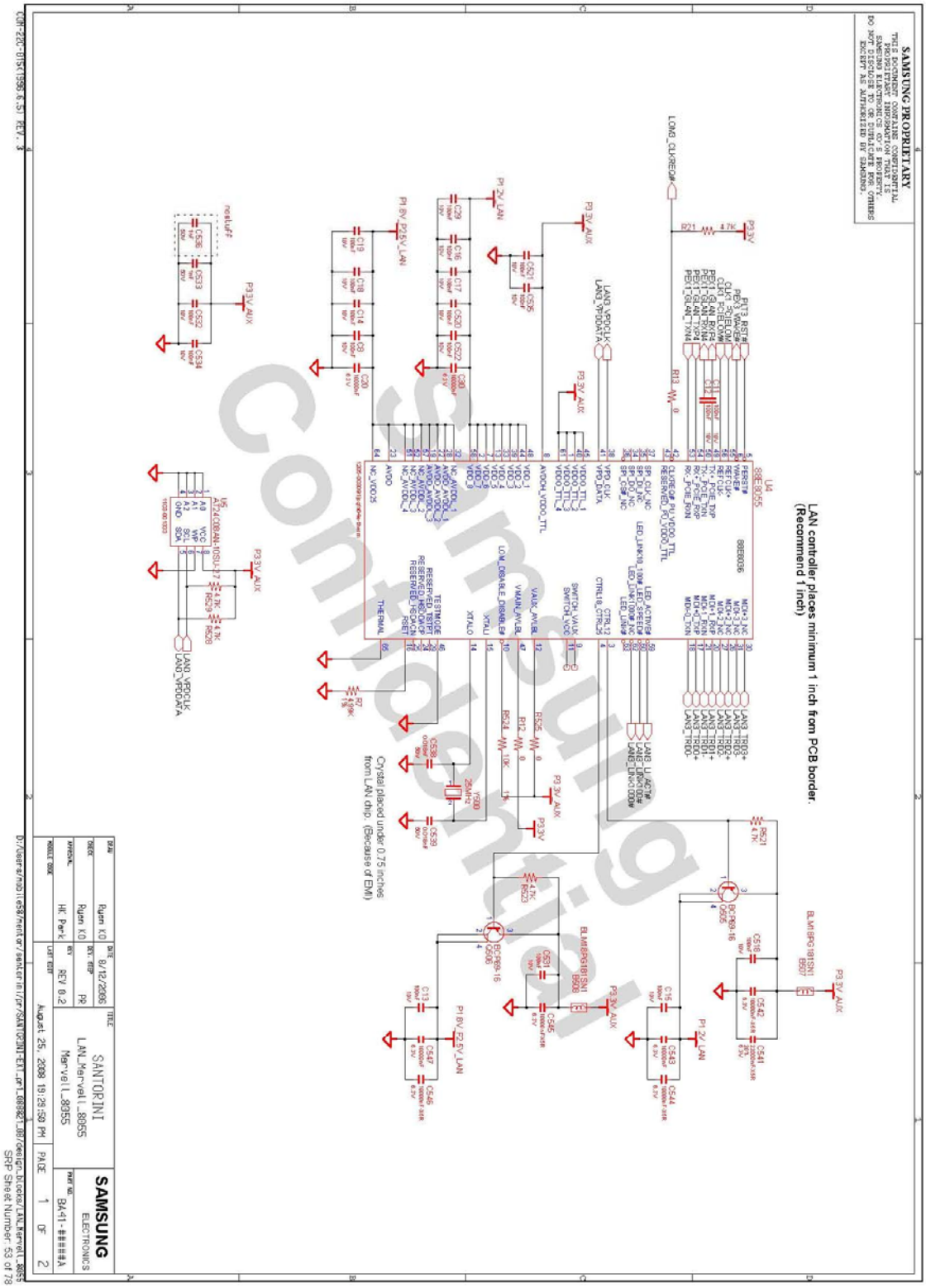

- 이 문서는 삼성전자의 기술 자산으로 승인자만이 사용할 수 있습니다 -
- This Document can not be used without Samsung's authorization -

8. Block Diagram and Schemetic



- 이 문서는 삼성전자의 기술 자산으로 승인자만이 사용할 수 있습니다 -
- This Document can not be used without Samsung's authorization -

8. Block Diagram and Schemetic

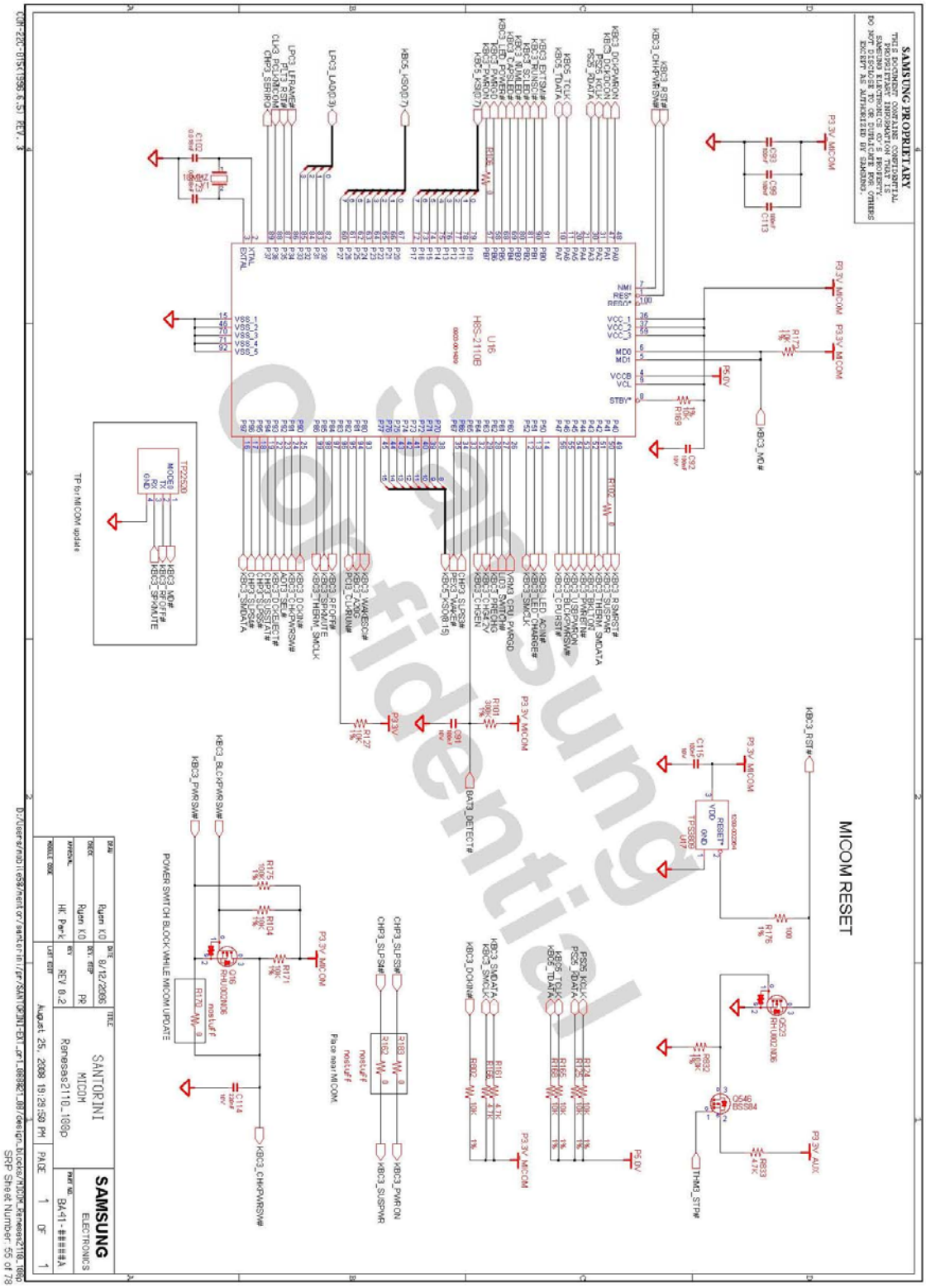

- 이 문서는 삼성전자의 기술 자산으로 승인자만이 사용할 수 있습니다 -
- This Document can not be used without Samsung's authorization -

8. Block Diagram and Schemetic



- 이 문서는 삼성전자의 기술 자산으로 승인자만이 사용할 수 있습니다 -
- This Document can not be used without Samsung's authorization -

8. Block Diagram and Schemetic



- 이 문서는 삼성전자의 기술 자산으로 승인자만이 사용할 수 있습니다 -
- This Document can not be used without Samsung's authorization -

8. Block Diagram and Schemetic



- 이 문서는 삼성전자의 기술 자산으로 승인자만이 사용할 수 있습니다 -
- This Document can not be used without Samsung's authorization -

8. Block Diagram and Schemetic



- 이 문서는 삼성전자의 기술 자산으로 승인자만이 사용할 수 있습니다 -
- This Document can not be used without Samsung's authorization -

8. Block Diagram and Schemetic

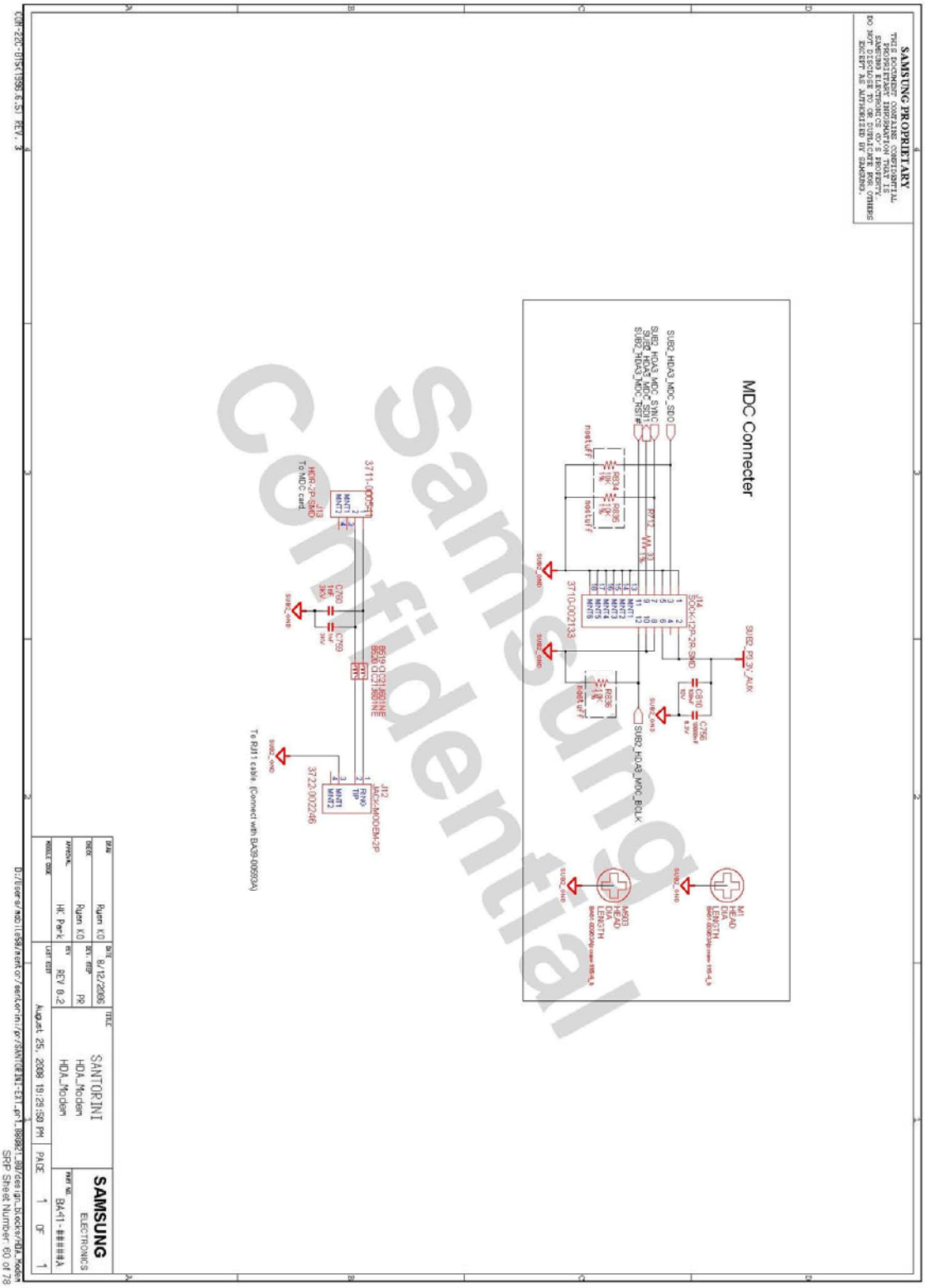

- 이 문서는 삼성전자의 기술 자산으로 승인자만이 사용할 수 있습니다 -
- This Document can not be used without Samsung's authorization -

8. Block Diagram and Schemetic



- 이 문서는 삼성전자의 기술 자산으로 승인자만이 사용할 수 있습니다 -
- This Document can not be used without Samsung's authorization -

8. Block Diagram and Schemetic

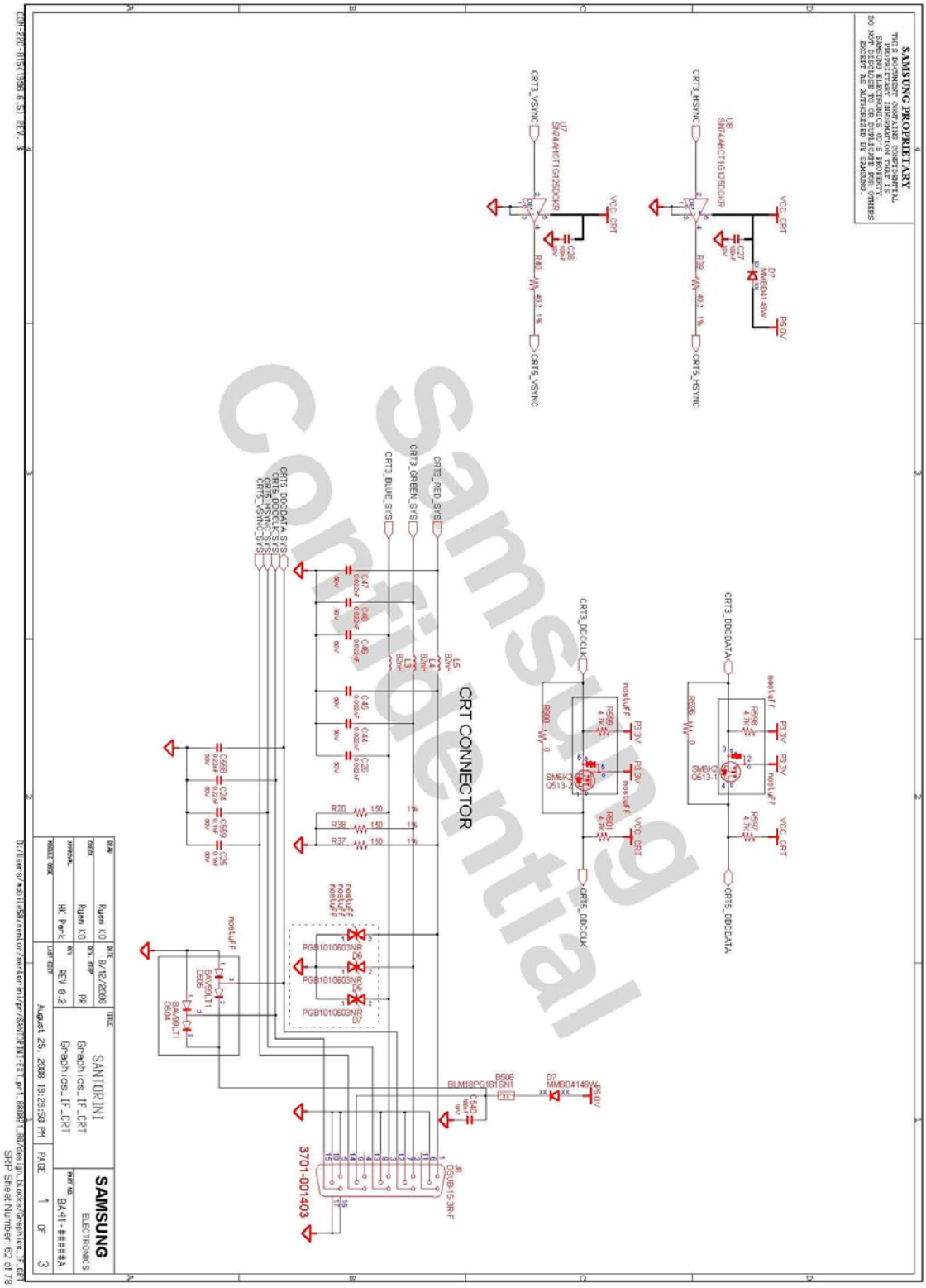

- 이 문서는 삼성전자의 기술 자산으로 승인자만이 사용할 수 있습니다 -
- This Document can not be used without Samsung's authorization -

8. Block Diagram and Schemetic

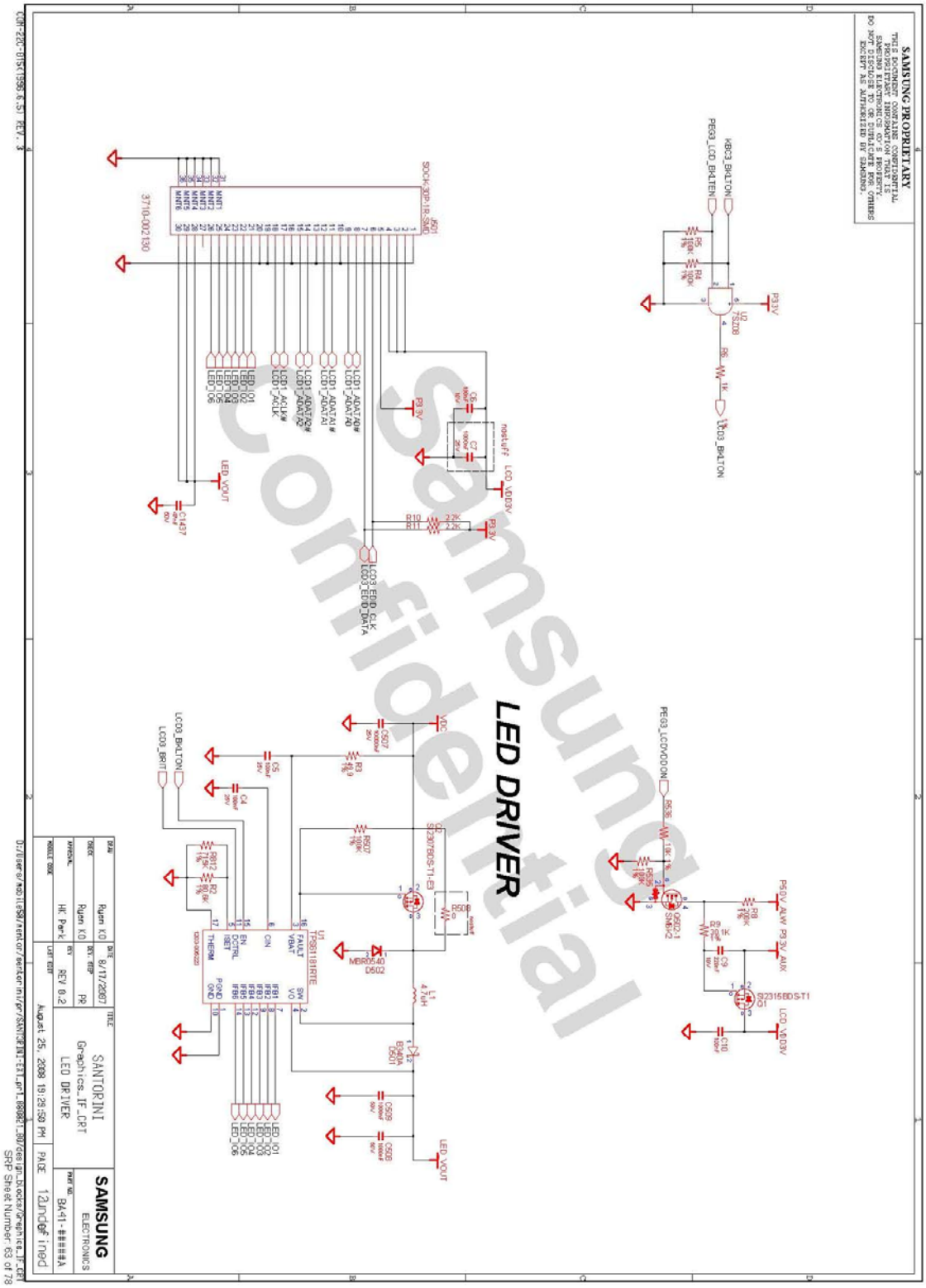

- 이 문서는 삼성전자의 기술 자산으로 승인자만이 사용할 수 있습니다 -
- This Document can not be used without Samsung's authorization -

8. Block Diagram and Schemetic

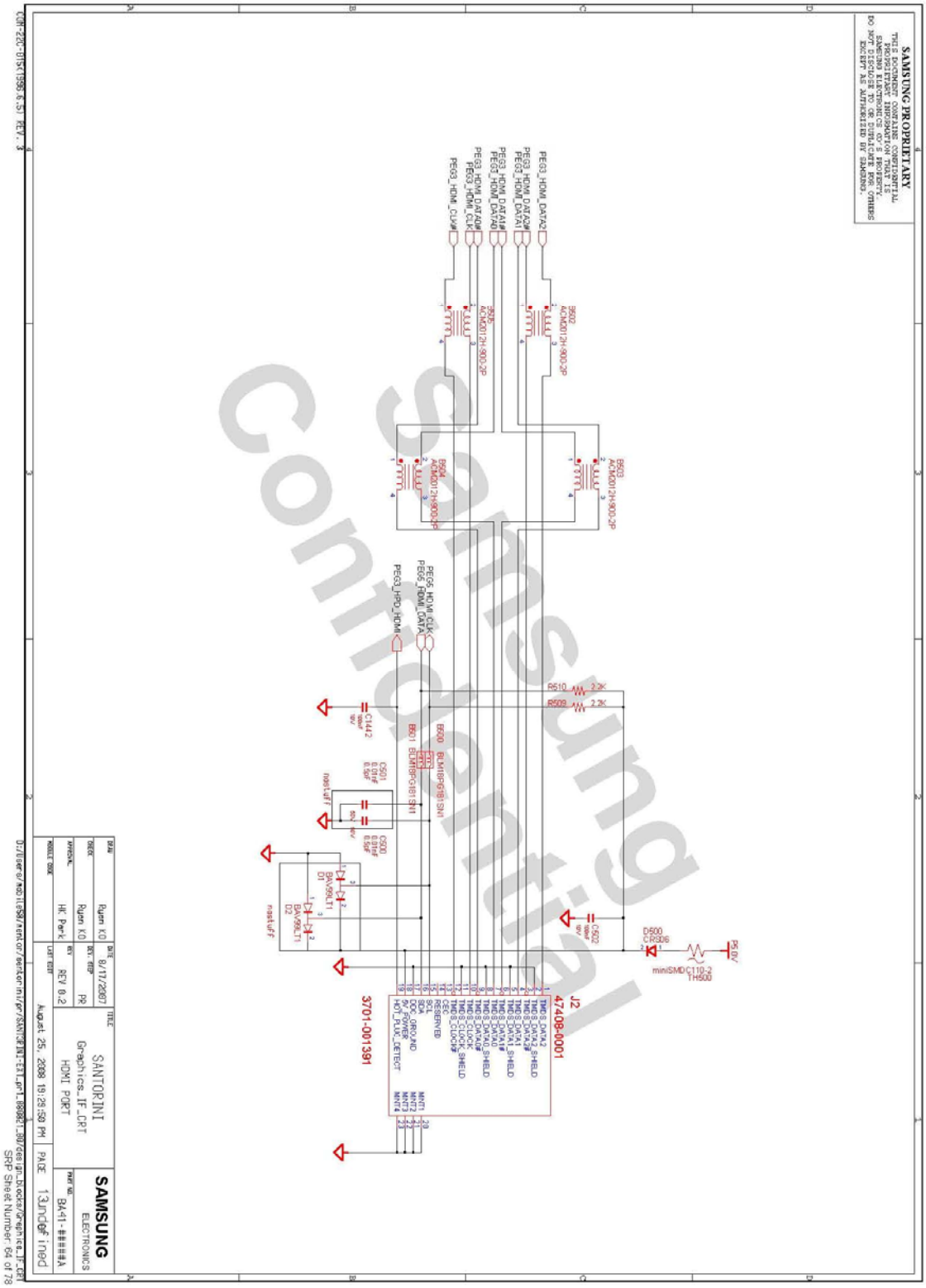

- 이 문서는 삼성전자의 기술 자산으로 승인자만이 사용할 수 있습니다 -
- This Document can not be used without Samsung's authorization -

8. Block Diagram and Schemetic



- 이 문서는 삼성전자의 기술 자산으로 승인자만이 사용할 수 있습니다 -
- This Document can not be used without Samsung's authorization -

8. Block Diagram and Schemetic

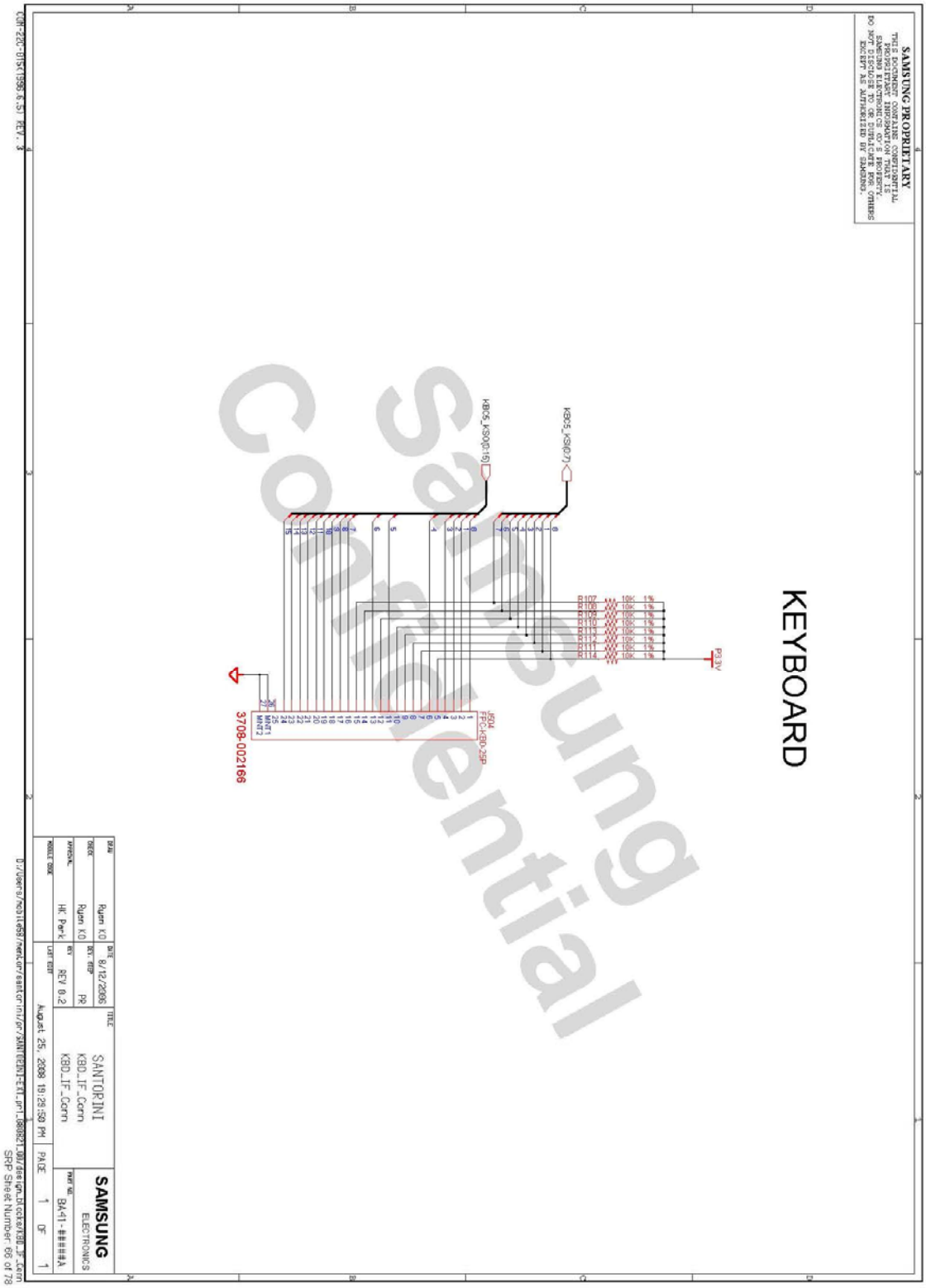

- 이 문서는 삼성전자의 기술 자산으로 승인자만이 사용할 수 있습니다 -
- This Document can not be used without Samsung's authorization -

8. Block Diagram and Schemetic



- 이 문서는 삼성전자의 기술 자산으로 승인자만이 사용할 수 있습니다 -
- This Document can not be used without Samsung's authorization -

8. Block Diagram and Schemetic



- 이 문서는 삼성전자의 기술 자산으로 승인자만이 사용할 수 있습니다 -
- This Document can not be used without Samsung's authorization -

8. Block Diagram and Schemetic



- 이 문서는 삼성전자의 기술 자산으로 승인자만이 사용할 수 있습니다 -
- This Document can not be used without Samsung's authorization -

8. Block Diagram and Schemetic

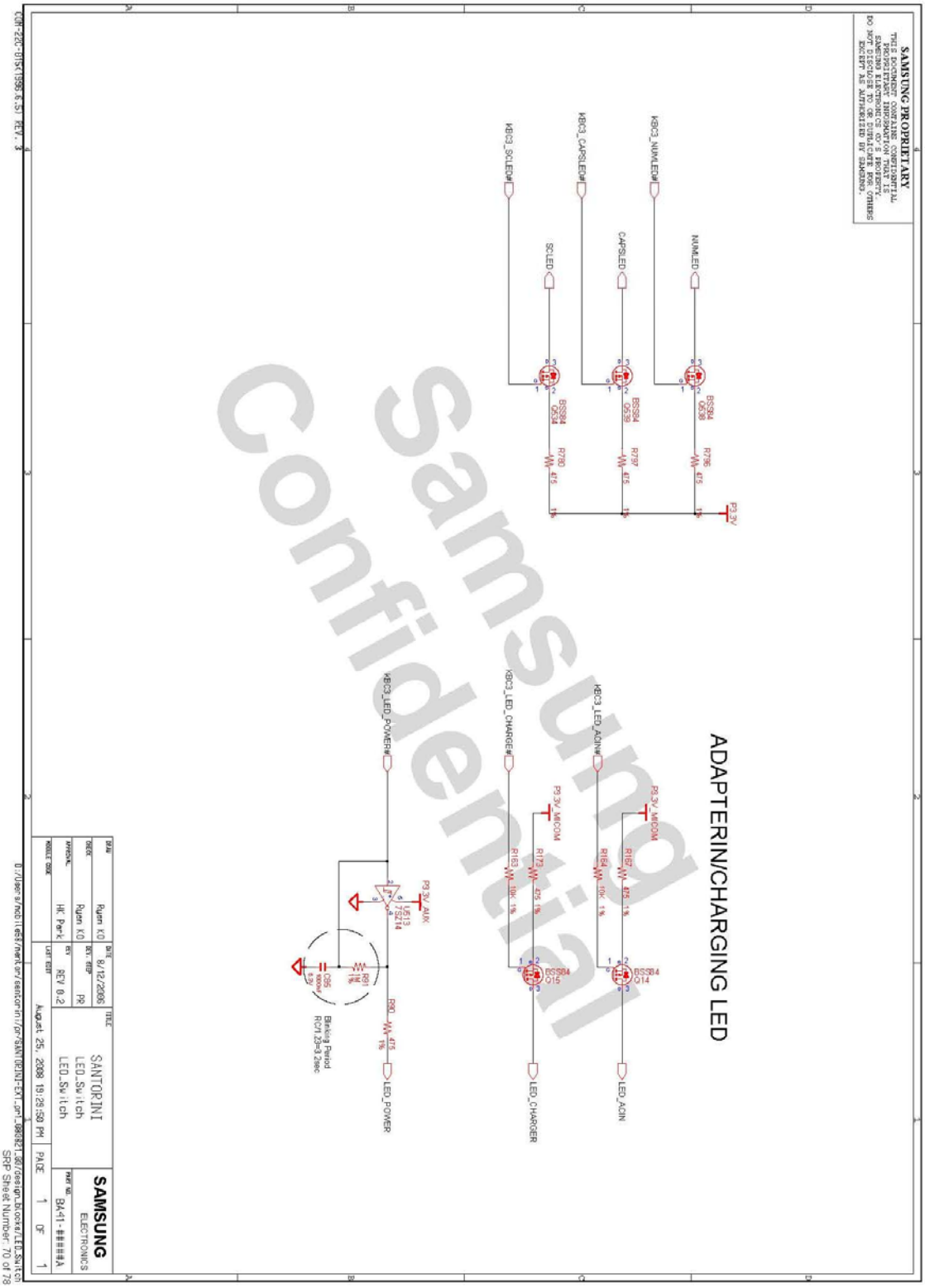

Samsung Confidential

- 이 문서는 삼성전자의 기술 자산으로 승인자만이 사용할 수 있습니다 -
- This Document can not be used without Samsung's authorization -

8. Block Diagram and Schemetic

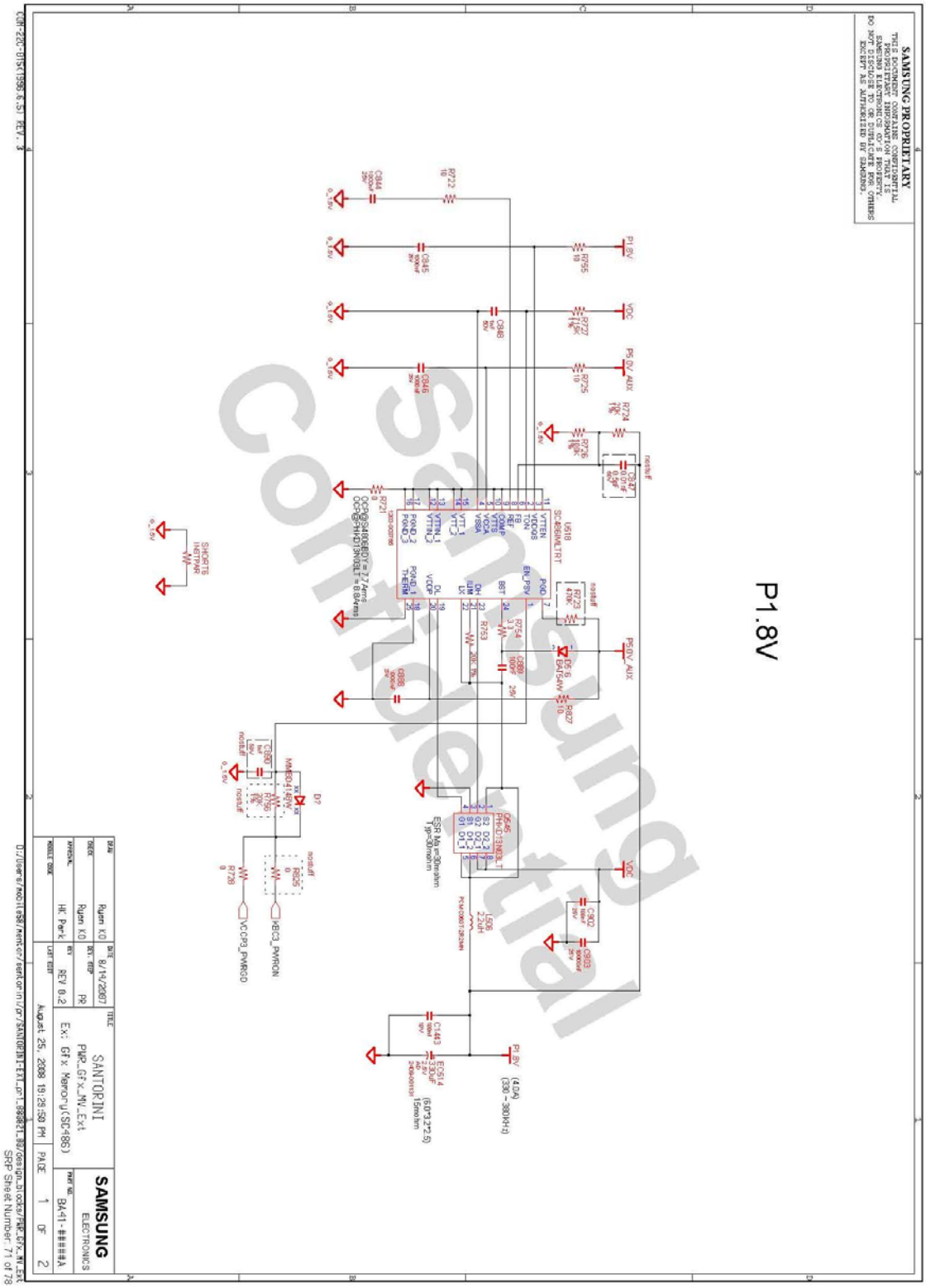

- 이 문서는 삼성전자의 기술 자산으로 승인자만이 사용할 수 있습니다 -
- This Document can not be used without Samsung's authorization -

8. Block Diagram and Schemetic

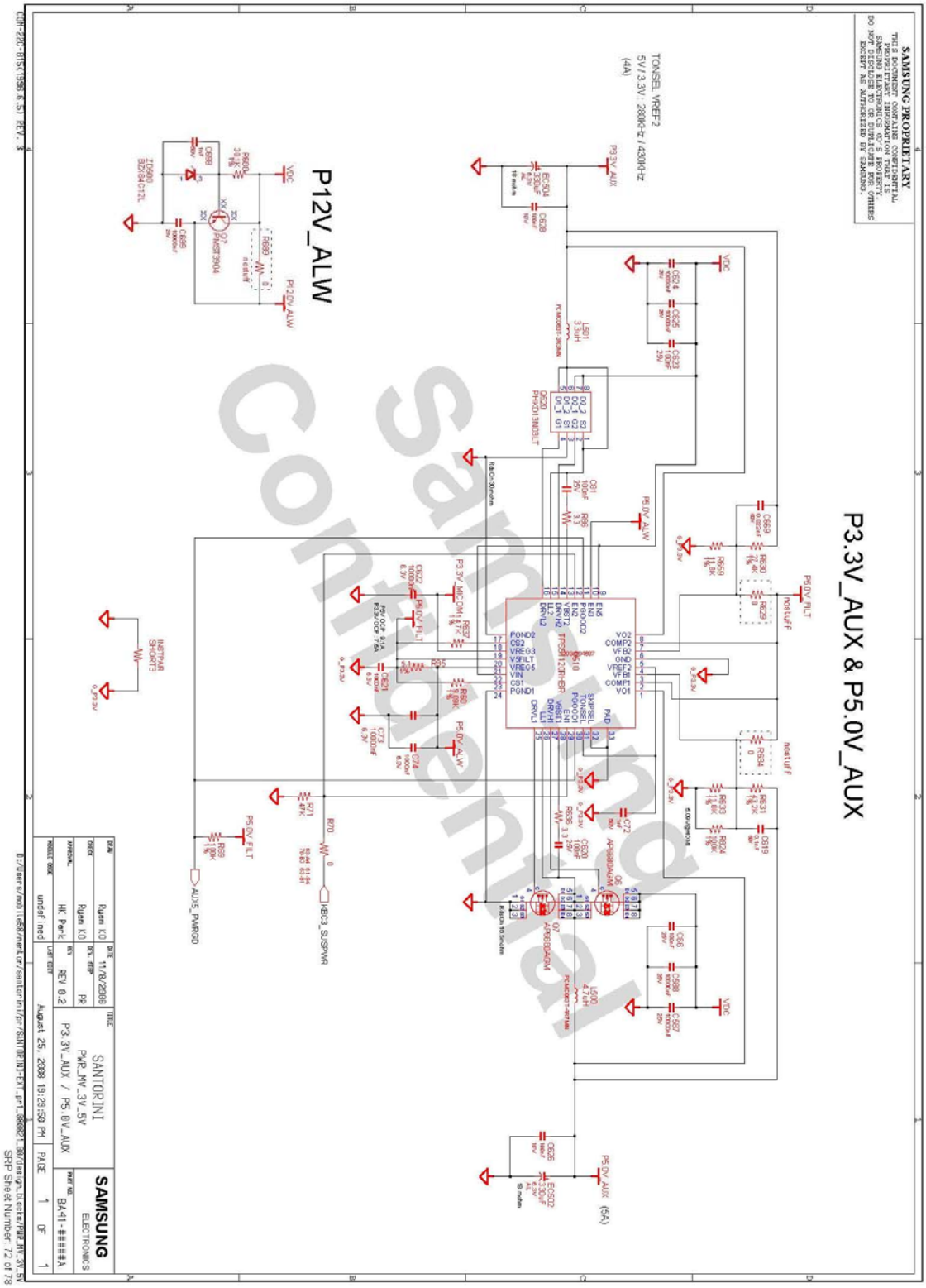

- 이 문서는 삼성전자의 기술 자산으로 승인자만이 사용할 수 있습니다 -
- This Document can not be used without Samsung's authorization -

8. Block Diagram and Schemetic

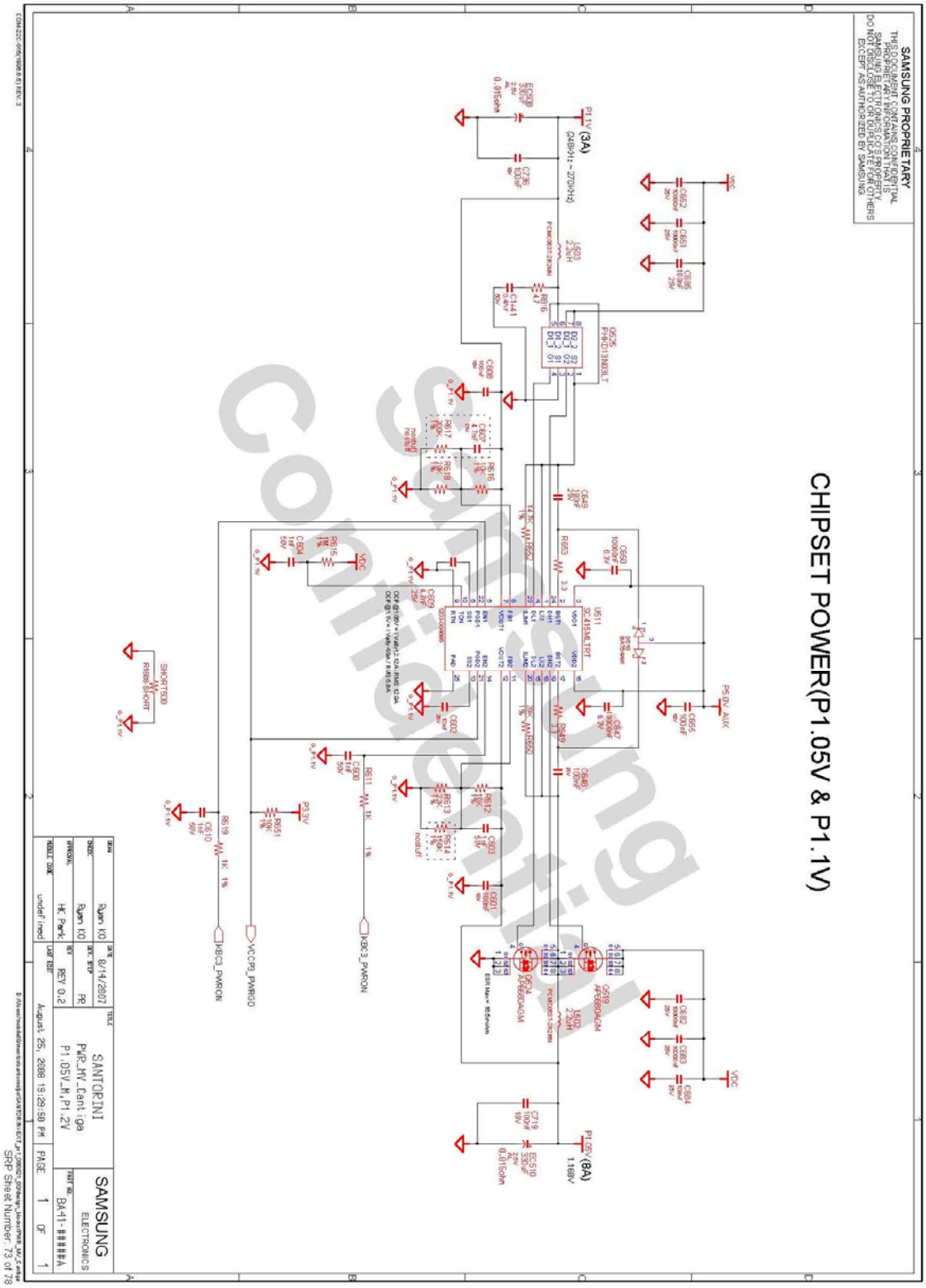

- 이 문서는 삼성전자의 기술 자산으로 승인자만이 사용할 수 있습니다 -
- This Document can not be used without Samsung's authorization -

8. Block Diagram and Schemetic

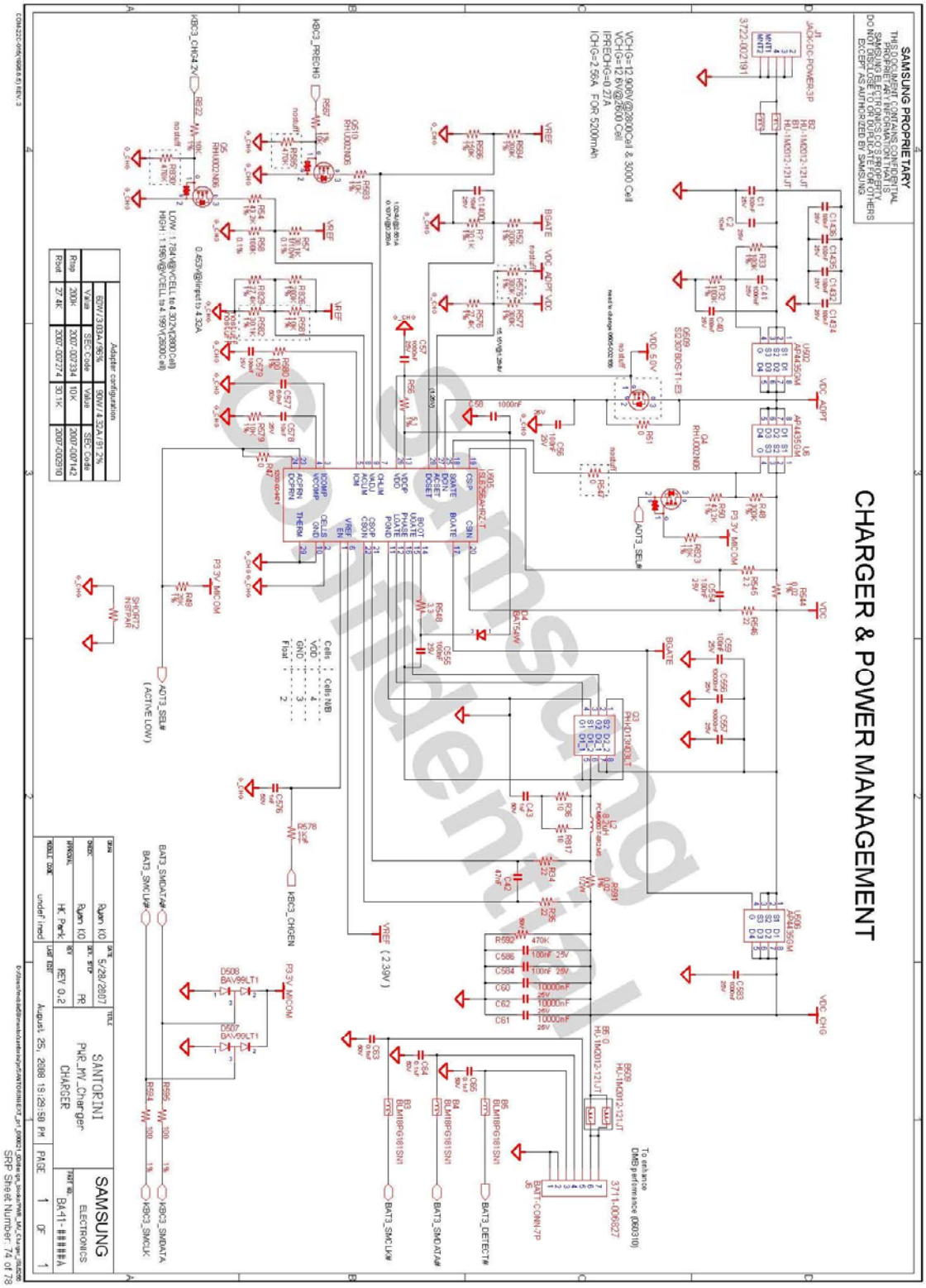

- 이 문서는 삼성전자의 기술 자산으로 승인자만이 사용할 수 있습니다 -
- This Document can not be used without Samsung's authorization -

8. Block Diagram and Schemetic

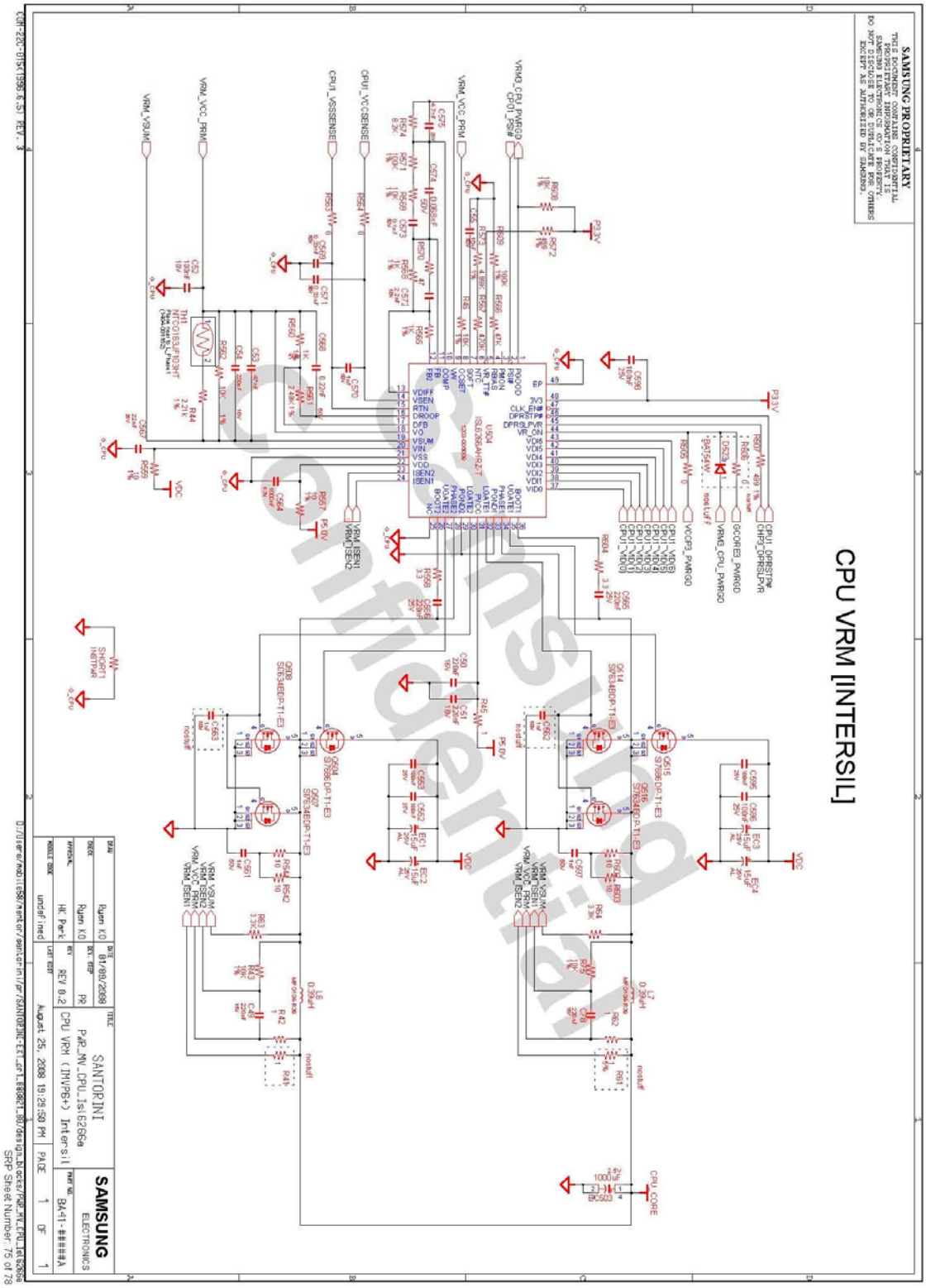

- 이 문서는 삼성전자의 기술 자산으로 승인자만이 사용할 수 있습니다 -
- This Document can not be used without Samsung's authorization -

8. Block Diagram and Schemetic

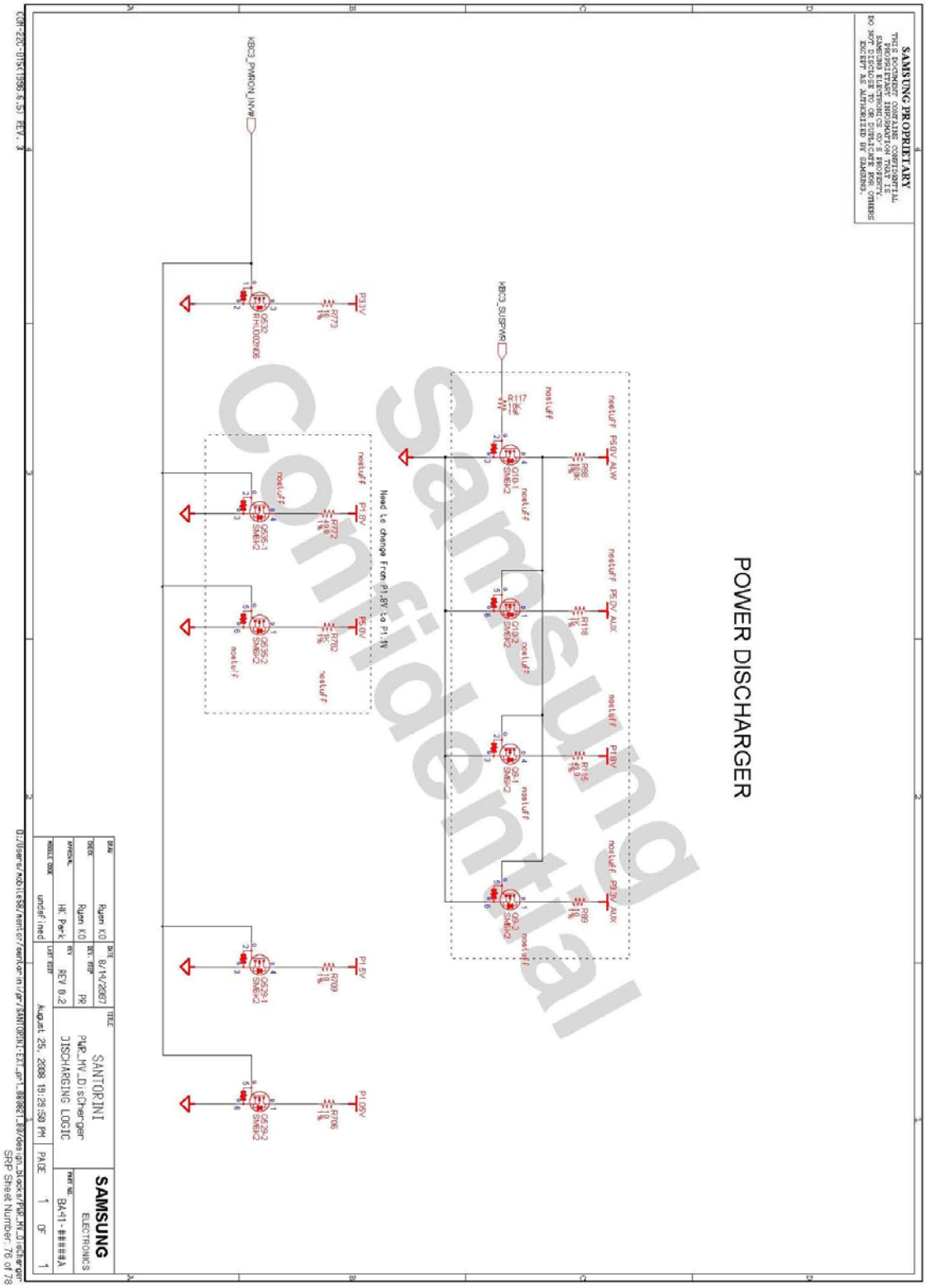

- 이 문서는 삼성전자의 기술 자산으로 승인자만이 사용할 수 있습니다 -
- This Document can not be used without Samsung's authorization -

8. Block Diagram and Schemetic

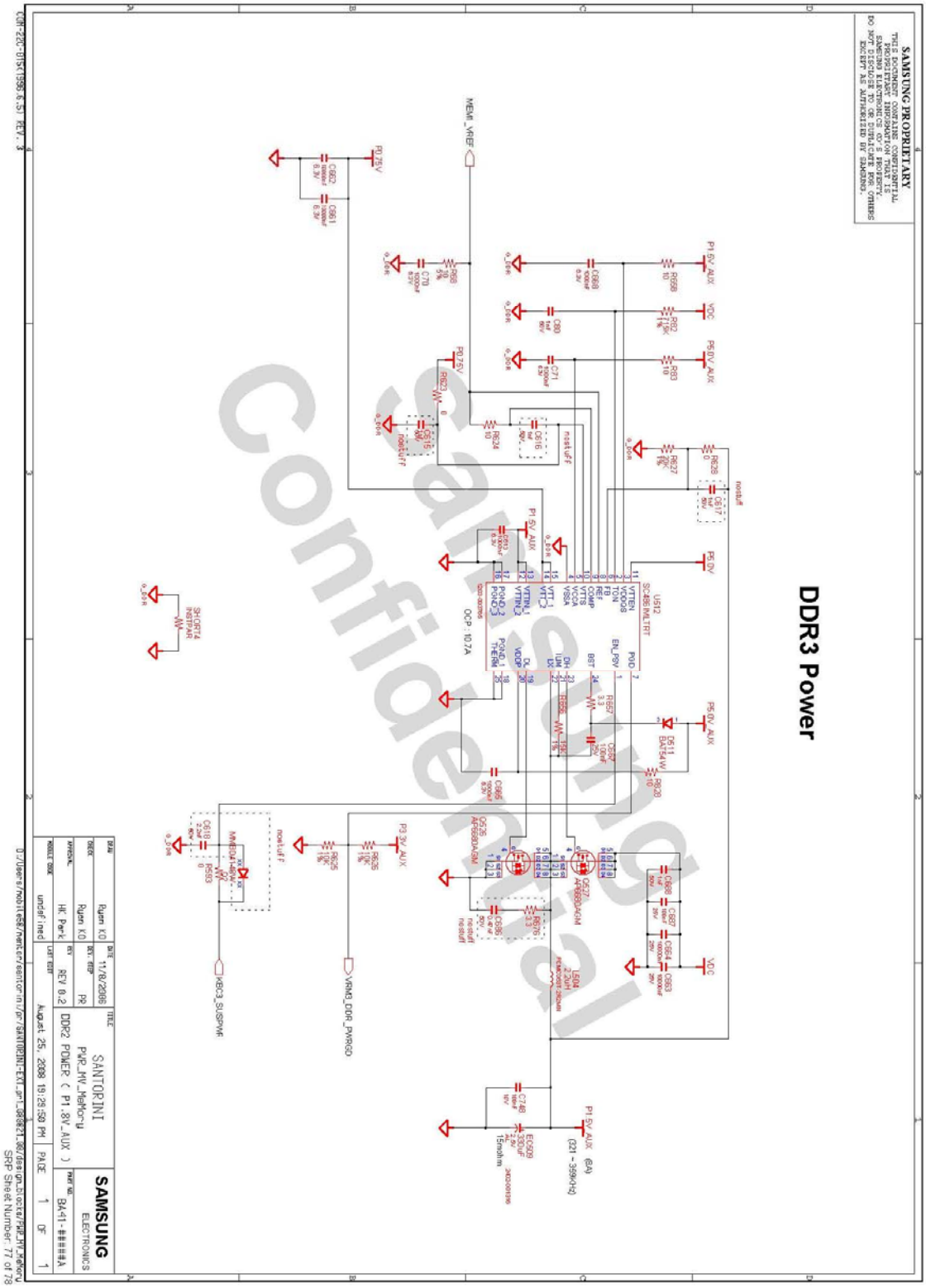

- 이 문서는 삼성전자의 기술 자산으로 승인자만이 사용할 수 있습니다 -
- This Document can not be used without Samsung's authorization -

8. Block Diagram and Schemetic

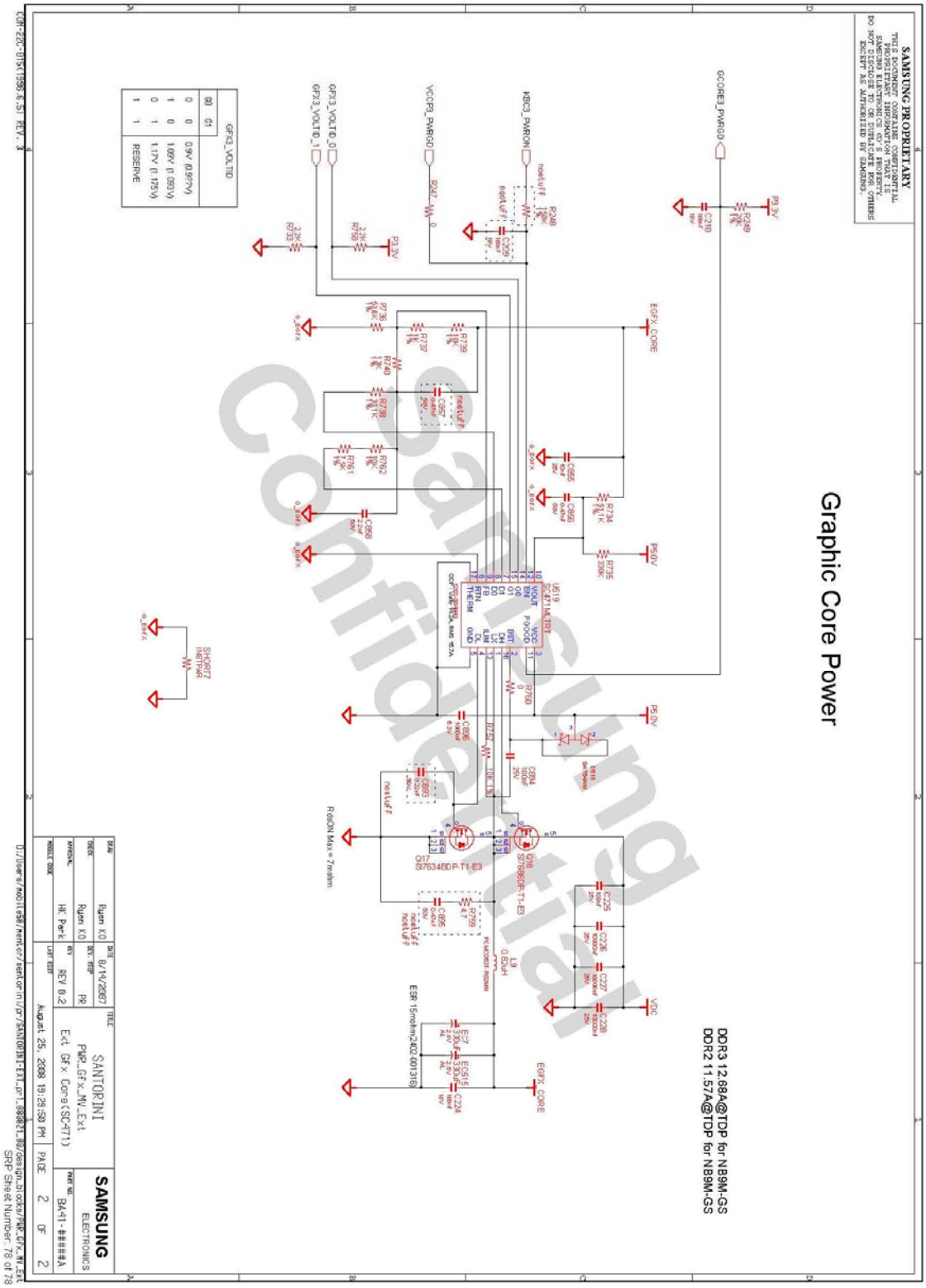

- 이 문서는 삼성전자의 기술 자산으로 승인자만이 사용할 수 있습니다 -
- This Document can not be used without Samsung's authorization -

3. Disassembly and Reassembly

3-1. Disassembly and Reassembly X460

[Caution] Attention to red sentence.

Part	Picture	Description
Main System		1. Make sure to separate the AC adapter and battery before disassembling the system. 2. Slide the knob all the way to the end in the direction of the arrows (1) and push the battery in the direction of the arrows (2).
		3. If you push the battery upwards, the battery is separated. M2 X L4, BLACK(4EA)
		4. Remove bottom screws. Kind of screw. BLUE : M2 X L4, BLACK (4EA) RED : M2 X L7, BLACK (10EA) YELLOW : M3 X L4, BLACK (2EA)
		5. ODD and DOOR-HDD, DOOR-Memory Screw Remove.

- 이 문서는 삼성전자의 기술 자산으로 승인자만이 사용할 수 있습니다 -
- This Document can not be used without Samsung's authorization -

3. Disassembly and Reassembly

Part	Picture	Description
Main System		6. Open the HDD door , pull out HDD FPC and take out the HDD. [Caution] Be careful when pull out the HDD. Before separate top and bottom, remove the HDD.
		7. Pull the memory module latches out ward. The memory module will pop up. Remove the memory module out at an angle of 30 degrees.
		8. Separate ODD by pulling in the arrow Direction.
		9. Remove Bottom Screws.

- 이 문서는 삼성전자의 기술 자산으로 승인자만이 사용할 수 있습니다 -
- This Document can not be used without Samsung's authorization -

3. Disassembly and Reassembly

Part	Picture	Description
Main System		10. Push the keyboard in the arrow direction [Caution] When using a tool, be careful not to scratch the surface of Top and not to be hurt
		11. Lift up the cover of connector connected FPC of keyboard, and then pull out FPC, separate the keyboard.
		12. Remove the screw.
		13. Separate 3 CABLE, 2 FFC from TOP ASSY(TOUCH_PAD / SPEAKER / MIC Cable/Finger print, Bluetooth).

- 이 문서는 삼성전자의 기술 자산으로 승인자만이 사용할 수 있습니다 -
- This Document can not be used without Samsung's authorization -

3. Disassembly and Reassembly

Part	Picture	Description
Main System		14. Remove TOP ASSY by lift up.
		15. Remove cables connected to Wireless LAN Card, remove screw and LAN Card. golan card : 2 antenna kedron card : 3 antenna 1. White : main 2. Gray : MIMO(option) 3. Black : Aux
		16 . Remove the fpc between right sub-board and main board. Remove the right sub board screw. Remove right sub-board.
		17. Remove camera cable, lcd cable Separate antenna wire from main board.

- 이 문서는 삼성전자의 기술 자산으로 승인자만이 사용할 수 있습니다 -
- This Document can not be used without Samsung's authorization -

3. Disassembly and Reassembly

Part	Picture	Description
Main System		18. Remove the hinge+bottom screws at edge side.
		19. Separate part of LCD and bottom.
		20. Remove fpcs that connected from main board.
		21. Remove screws that settled main board.

- 이 문서는 삼성전자의 기술 자산으로 승인자만이 사용할 수 있습니다 -
- This Document can not be used without Samsung's authorization -

3. Disassembly and Reassembly

Part	Picture	Description
Main System		22. Separate BTM from mainboard.
		23. Remove screws and pull out modem module.
		24. Remove screws and pull out modem module .
		25. Remove RHE.

- 이 문서는 삼성전자의 기술 자산으로 승인자만이 사용할 수 있습니다 -
- This Document can not be used without Samsung's authorization -

3. Disassembly and Reassembly

Part	Picture	Description
Main System		26. Turn the screwdriver in the direction of anti-clockwise and open CPU socket.
		27. Hold up CPU.
		28. Remove screws from the mini-card board.
		29. Remove screws from Audio sub-board, LED FPC, then Remove screws from Audio sub-board.

- 이 문서는 삼성전자의 기술 자산으로 승인자만이 사용할 수 있습니다 -
- This Document can not be used without Samsung's authorization -

3. Disassembly and Reassembly

Part	Picture	Description
Main System		30. Remove screws from LED FPC and remove LED FPC.
		31. Completed.

- 이 문서는 삼성전자의 기술 자산으로 승인자만이 사용할 수 있습니다 -
- This Document can not be used without Samsung's authorization -

3. Disassembly and Reassembly

Part	Picture	Description
Main System		32. Remove LCD rubber cap and remove screws. [Caution] When using a tool, be careful not to scratch the surface of Top and not to be hurt.
		33. Separate LCD Front by twisting inside to outside like picture. [Caution] When removing LCD Front, avoid twisting too strongly. If not, it can be bant.
		34. Separate Front side
		35 . Remove 4 screw in the Hinge.

- 이 문서는 삼성전자의 기술 자산으로 승인자만이 사용할 수 있습니다 -
- This Document can not be used without Samsung's authorization -

3. Disassembly and Reassembly

Part	Picture	Description
Main System		36. Separate hinge from back side.
		37. Separate cable from camera module.
		38. Pull out the LCD cable.
		39. Completed.

- 이 문서는 삼성전자의 기술 자산으로 승인자만이 사용할 수 있습니다 -
- This Document can not be used without Samsung's authorization -

3. Disassembly and Reassembly

Part	Picture	Description
Main System		40. Remove Speaker.
		41. Remove Bluetooth.
		42. Remove finger print like picture.
		43. Remove Mic.
Part	Picture	Description

- 이 문서는 삼성전자의 기술 자산으로 승인자만이 사용할 수 있습니다 -
- This Document can not be used without Samsung's authorization -

Main System		44. Remove touchpad FFC.
		45. Remove GASKET TOUCH-PAD.
		46. Push the touch pad board.
		47. Completed.

- 이 문서는 삼성전자의 기술 자산으로 승인자만이 사용할 수 있습니다 -
- This Document can not be used without Samsung's authorization -

4. Troubleshooting

4 - 1. General spec

Tools used for repairing the product

- System Diagnostics Disk
- MS-DOS Booting Disk
- System Diagnostics Card
- Screwdrivers (+, —)
- Tweezers
- Multi-meter

Replaceable Units (FRU: Field Replaceable Unit)

- DDR3 RAM Module
- 1.8" SATA HDD
- Wireless LAN Module
- Bluetooth Module
- Keyboard
- System Fan
- Touchpad
- LCD Panel
- Main Board
- Sub Board
- Express Card Frame
- Speaker
- Harness Cable- Touchpad FPC, Finger cable, Right Sub Board FPC, Left Sub Board FPC, LAN FPC, DC Cable, Bluetooth Cable, Camera Cable, LCD Cable, Wireless LAN Antenna(Three case)

- 이 문서는 삼성전자의 기술 자산으로 승인자만이 사용할 수 있습니다 -
- This Document can not be used without Samsung's authorization -

4-2. Debugging Flow Chart

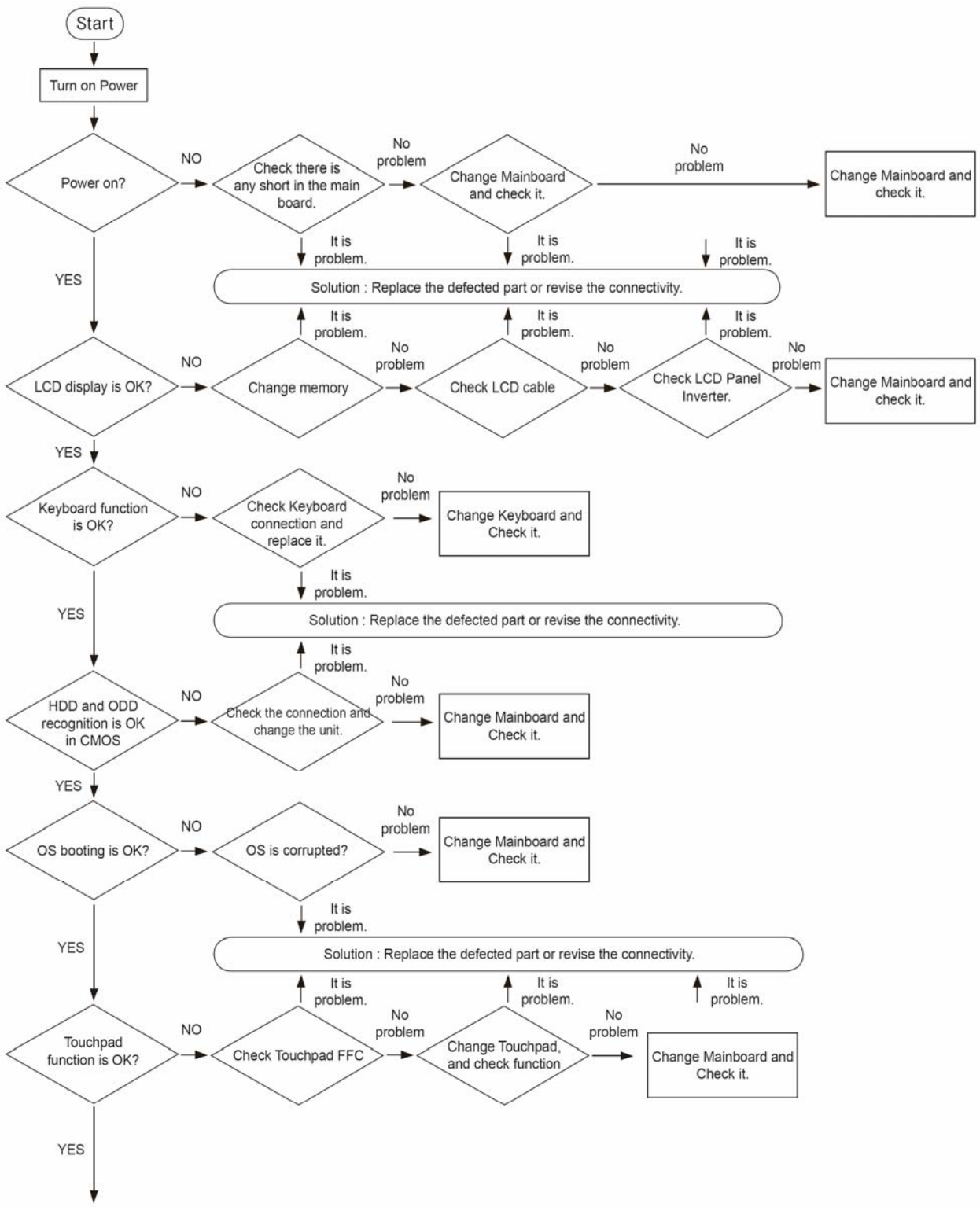

- 이 문서는 삼성전자의 기술 자산으로 승인자만이 사용할 수 있습니다 -
- This Document can not be used without Samsung's authorization -

4. Troubleshooting

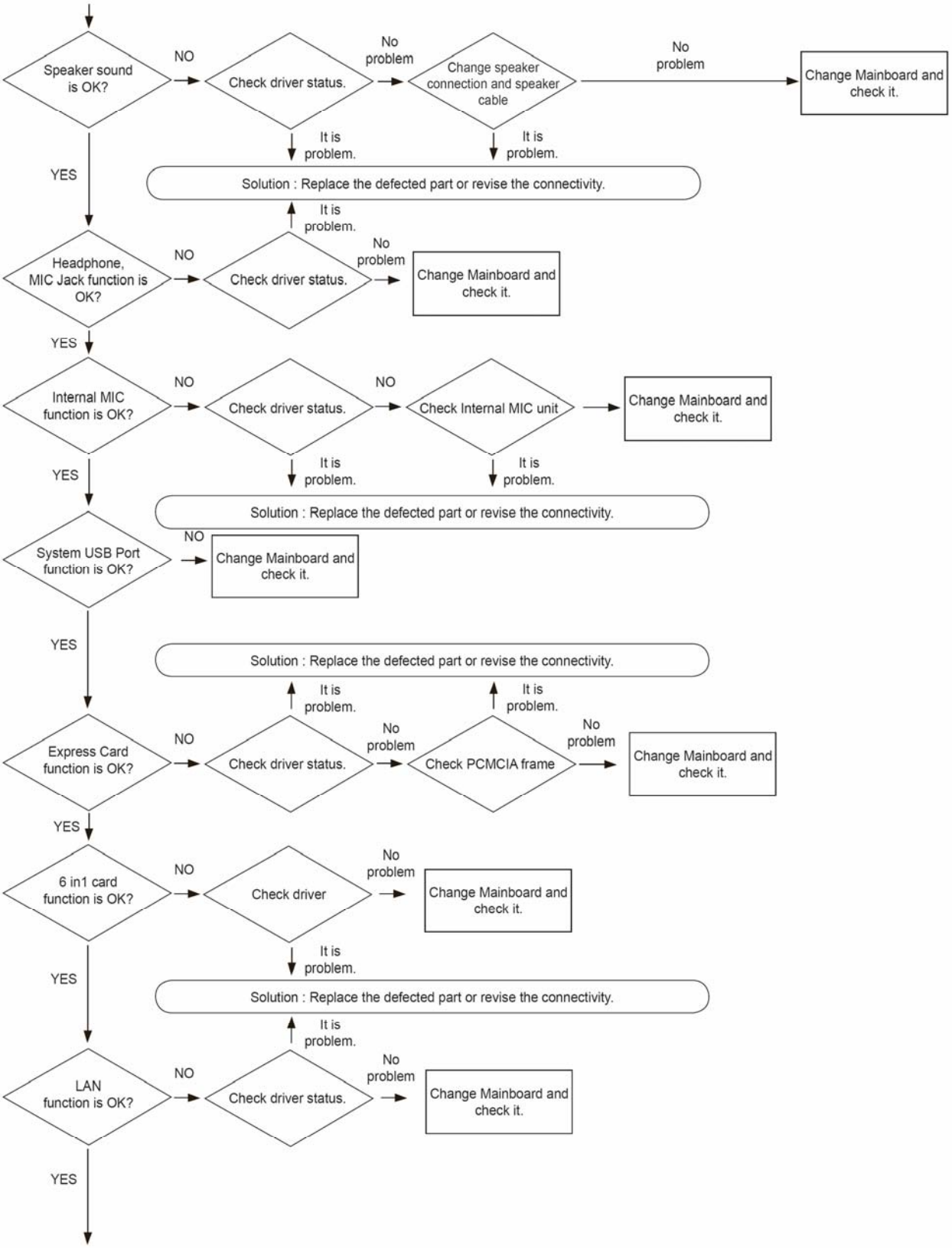

- 이 문서는 삼성전자의 기술 자산으로 승인자만이 사용할 수 있습니다 -
- This Document can not be used without Samsung's authorization -

4. Troubleshooting

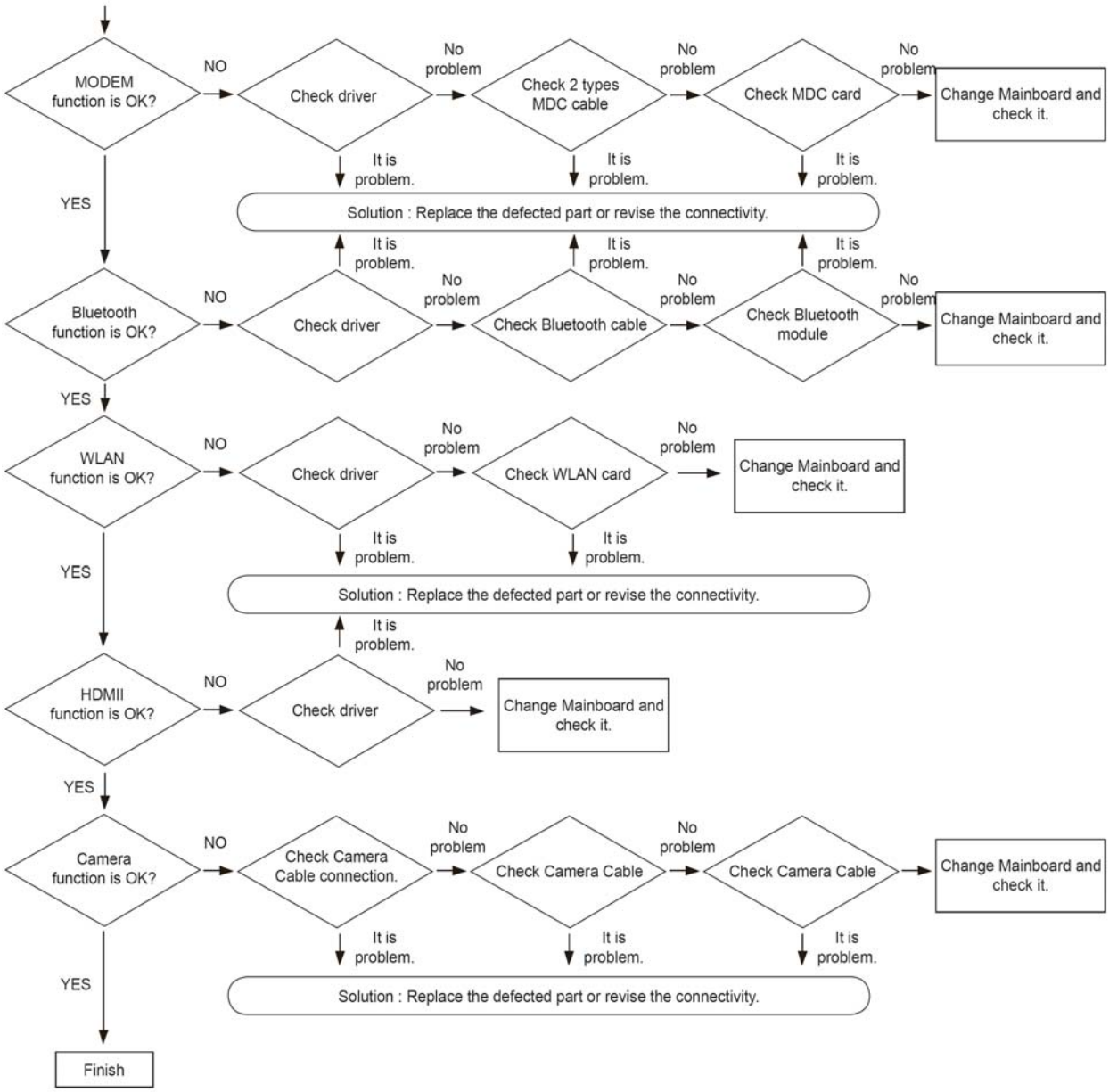

- 이 문서는 삼성전자의 기술 자산으로 승인자만이 사용할 수 있습니다 -
- This Document can not be used without Samsung's authorization -

4. Troubleshooting

4 – 3. System Diagnosis

System Diagnostics Card

The Diagnostics Card shows the system operations during the POST (Power On Self Test) in a 2 digit hexadecimal number by connecting the cable to the 10 pin connector below the PCMCIA slot after separating the Top part. The card is used to evaluate the reason for the malfunction without disassembling the system when the system malfunctions and to test if the system operates normally after replacing a defective FRU. X360 use Diagnostics card that is used for UMPC series.

Debugging Code

In general, if a defect of the circuit or part is detected during the system test, the system stops at a particular code. The error codes for each part of the system are listed in the following table.



Code	Beeps	POST Routine Description (POST 절차 설명)
00h		Early Microcode update for CAR (CPU MCU Update)
02h		CAR Done, initial stack (CAR 완료, 스택 초기화)
09h		Set IN POST flag (POST용 플레그 설정)
0Bh		Enable CPU cache (CPU 케시 사용설정)
0Fh		Initialize the local bus IDE (IDE 버스 초기화)
10h		Initialize Power Management (전원 관리 초기화)
14h		Initialize keyboard controller (키보드 컨트롤러 초기화)
1Ah		8237 DMA controller initialization (8237 DMA 컨트롤러 초기화)
20h	1-3-1-1	Test DRAM refresh (DRAM 리프레쉬 테스트)
20h		DXE starts (DXE 시작)
22h	1-3-1-3	Test 8742 Keyboard Controller (8742 키보드 컨트롤러 테스트)
24h		Set ES segment register to 4 GB (ES 세그먼트 레지스터를 4GB로 설정)
29h		Initialize POST Memory Manager (POST 메모리 관리장치 초기화)
30h		BIOSPSM
32h		Test CPU bus-clock frequency (CPU 클럭 주파수 테스트)
33h		Initialize Phoenix Dispatch Manager (피닉스 Dispatch 관리장치 초기화)
3Ah		Auto size cache (케시 크기 자동 설정)
3Ch		Advanced configuration of chipset registers (칩셋 레지스터 고급 설정) → RTC 배터리를 제거하여 CMOS 초기화 점검
3Dh		Load alternate registers with CMOS values
42h		Initialize interrupt vectors (인터럽트 벡터 초기화)
45h		POST device initialization (POST 장치 초기화)
46h	2-1-2-3	Check ROM copyright notice (ROM copyright 확인)
48h		Check video configuration against CMOS (비디오 cmos 설정값 확인)
49h		Initialize PCI bus and devices (PCI 버스와 장치를 초기화) → PCI Device 제거 후 증상 확인

- 이 문서는 삼성전자의 기술 자산으로 승인자만이 사용할 수 있습니다 -
- This Document can not be used without Samsung's authorization -

Code	Beeps	POST Routine Description (POST 절차 설명)
49h		pciRootBridge driver entry (PCI 루트 브릿지 드라이버 시작)
4Ah		Initialize all video adapters in system (비디오 어뎁터 초기화) → 그래픽 칩 주변회로 점검
4Bh		Quiet Boot start (optional) (Quite boot 시작)
4Ch		Shadow video BIOS ROM (Video BIOS를 RAM에 복사)
4Eh		Display BIOS copyright notice (BIOS copyright 보여줌)
50h		Display CPU type and speed (CPU 타입과 속도 보여줌)
51h		Initialize EISA board (EISA 초기화)
52h		Test keyboard (키보드 테스트) → 키보드 교체 후 증상 확인. 개선 안될 시 마이컴 칩 교체 후 확인
54h		Set key click if enabled (키클릭 설정)
55h		USB Initialization (USB 초기화)
58h	2-2-3-1	Test for unexpected interrupts (돌발 인터럽터에 대한 테스트)
59h		Initialize POST display service (POST display service 초기화)
5Ah		Display prompt "Press F2 to enter SETUP" (F2 셋업 진입 메시지 표시)
5Bh		Disable CPU cache (CPU 캐쉬 미사용 설정)
5Ch		Test RAM between 512 and 640 KB (512~649KB의 RAM 테스트) → 메모리 교체 후 증상 확인
60h		Test extended memory (extended 메모리 테스트) → 메모리 교체 후 증상 확인
62h		Test extended memory address lines (extended 메모리 라인 테스트) → 메모리 교체 후 증상 확인
64h		Jump to UserPatch1 (Uerpatch1으로 분기)
66h		Configure advanced cache registers (캐쉬 관련 레지스터 고급설정) → RTC Reset 후 증상 확인
67h		Initialize Multi Processor APIC (멀티 프로세서 초기화)
68h		Enable external and CPU caches (External 및 CPU cache 설정)
69h		Setup System Management Mode (SMM) area (SMM 영역 설정)
6Ah		Display external L2 cache size (L2 cache 사이즈 표시)
6Bh		Load custom defaults (optional) (기본값 로드)
6Ch		Display shadow-area message (shadow-area 메시지 표시)
70h		Display error messages (에러 메시지 표시)
72h		Check for configuration errors (설정 에러 확인)
76h		Check for keyboard errors (키보드 에러 확인)
7Ch		Set up hardware interrupt vectors (하드웨어 인터럽트 설정)
7Eh		Initialize coprocessor if present (co-processor 초기화)
80h		Disable onboard Super I/O ports and IRQs (시스템상의 I/O,IRQ 사용안함 설정)
80h		A PEIM found (PEI 모듈 발견)
81h		Late POST device initialization (POST 후반기 디바이스 초기화)
82h		Detect and install external RS232 ports (RS232 port 확인 및 설정)
83h		Configure non-MCD IDE controllers (non-MCD IDE 콘트롤러 설정)
84h		Detect and install external parallel ports (병렬포트 확인 및 설정)
85h		Initialize PC-compatible PnP ISA devices (PnP ISA 디바이스 초기화)
86h		Re-initialize onboard I/O ports. (시스템 I/O 포트 재 초기화)
87h		Configure Mothe board Configurable Devices (optional) (MCD 디바이스 설정)
88h		Initialize interrupt controller (인터럽트 제어기 초기화)
88h		Executing a PEIM (PEI 모듈 실행)
89h		Enable Non-Maskable Interrupts (NMIs) (NMI 설정)
8Ah		Initialize Extended BIOS Data Area (BIOS 확장 데이터 영역 초기화)
8Ah		Processing notify event for newly installed PPI (새로이 설치된 PPI 통지)
8Bh		Test and initialize PS/2 mouse (PS/2 마우스 테스트/초기화)

- 이 문서는 삼성전자의 기술 자산으로 승인자만이 사용할 수 있습니다 -
- This Document can not be used without Samsung's authorization -

4. Troubleshooting

Code	Beeps	POST Routine Description (POST 절차 설명)
8Ch		Handing off to next phase (DXE) (DXE 페이지 진입)
8Ch		Initialize floppy controller (플로피 콘트롤러 초기화)
8Fh		Determine number of ATA drives (optional) (ATA 드라이브 개수 결정)
90h		Initialize hard-disk controllers (하드디스크 콘트롤러 초기화)
90h		All PEIM dispatched! Going to DxeIpl (모든 PEIM 수행후, DxeIpl 호출)
91h		Initialize local-bus hard-disk controllers (로컬버스 하드 디스크 콘트롤러 초기화)
92h		Jump to UserPatch2 (UserPatch2로 분기)
93h		Build MPTABLE for multi-processor boards (다중 프로세서 보드를 위한 MPTABLE 구성)
95h		Install CD ROM for boot (부팅을 위한 CD-ROM 설치)
96h		Clear huge ES segment register (ES 세그먼트 레지스터 초기화)
97h		Fixup Multi Processor table (멀티 프로세서 테이블 고정)
98h	1-2	Search for option ROMs. One long, two short beeps on (옵션롬 검색)
99h		Check for SMART Drive (optional) (SMART 드라이브 확인)
9Ch		Set up Power Management (파워 메니지먼트 설정)
9Dh		Initialize security engine (optional) (보안엔진 초기화)
9Eh		Enable hardware interrupts (하드웨어 인터럽트 설정)
9Fh		Determine number of ATA and SCSI drives (ATA/SCSI 드라이브 갯수 결정)
A0h		Set time of day (날짜/시간 설정)
A2h		Check key lock (key lock 확인)
A4h		Initialize Typematic rate (키입력 속도 초기화)
A8h		Erase F2 prompt (F2 메시지 지움)
AAh		Scan for F2 key stroke (F2 입력여부 확인)
ACh		Enter SETUP (셋업으로 들어감)
AEh		Clear Boot flag (부트 플래그 초기화)
B0h		Check for errors (에러 확인)
B2h		POST done-prepare to boot operating system (POST 끝. 부팅준비)
B5h		Terminate QuietBoot (optional) (quiteboot 종료)
B6h		Check password (optional) (비밀번호 확인) → RTC Reset후 증상 확인
B7h		Initialize ACPI BIOS (ACPI BIOS 초기화)
B9h		Prepare Boot (부팅 준비)
BAh		Initialize DMI parameters (DMI 값 초기화)
BCh		Clear parity checkers (패러티 체크 초기화)
BDh		Display Multi Boot menu (멀티부트 메뉴 표시)
BEh		Clear screen (optional) (화면 초기화)
BFh		Check virus and backup reminders (바이러스 체크 및 잔여부분 백업)
C0h		Try to boot with INT 19(INT 19 부팅시도) → 바이오스 셋업에서 부팅순서 변경확인/OS재설치
C1h		Initialize POST Error Manager (PEM) (PEM 초기화)
C2h		Initialize error logging (에러 로깅 초기화)
C3h		Initialize error display function (에러 표시함수 초기화)
C4h		Install the IRQ vectors (IRQ 벡터 설치)
C5h		PnPnd dual CMOS (optional) (PnP 듀얼 CMOS)
C6h		pciBusDriver entry (PCI 버스드라이버 시작)
E0h		BDS entry (BDS 시작주소)
E3h		First Legacy BIOS Task table for legacy reset (레거시 BIOS Task 시작 위치)
E4h		Last Legacy BIOS Tack before hand off to UEFI/DXE

- 이 문서는 삼성전자의 기술 자산으로 승인자만이 사용할 수 있습니다 -
- This Document can not be used without Samsung's authorization -

4. Troubleshooting

4 – 4. Diagnosis application

1. After copying Windiag3 in any folder, execute OperatorInterface.exe.

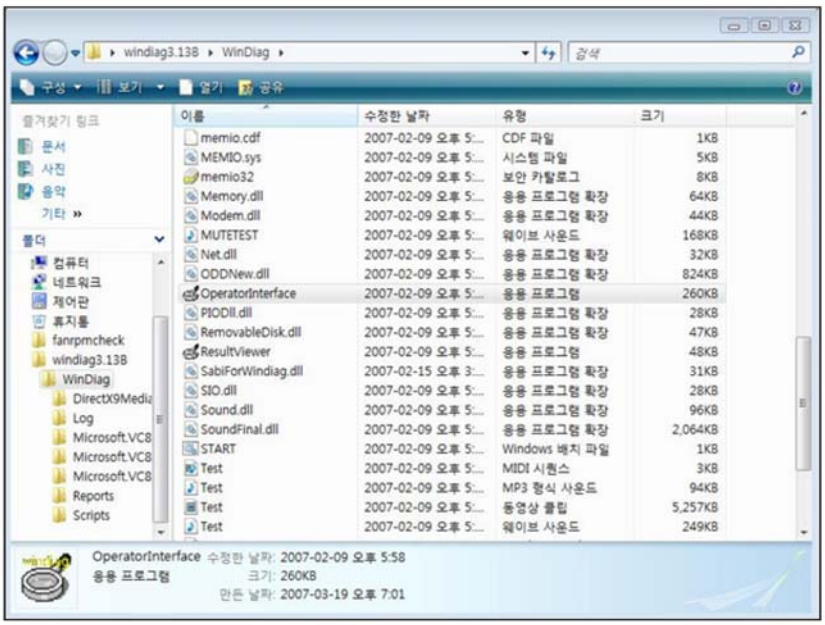

2. If OperatorInterface.exe runs properly, this window will be shown.

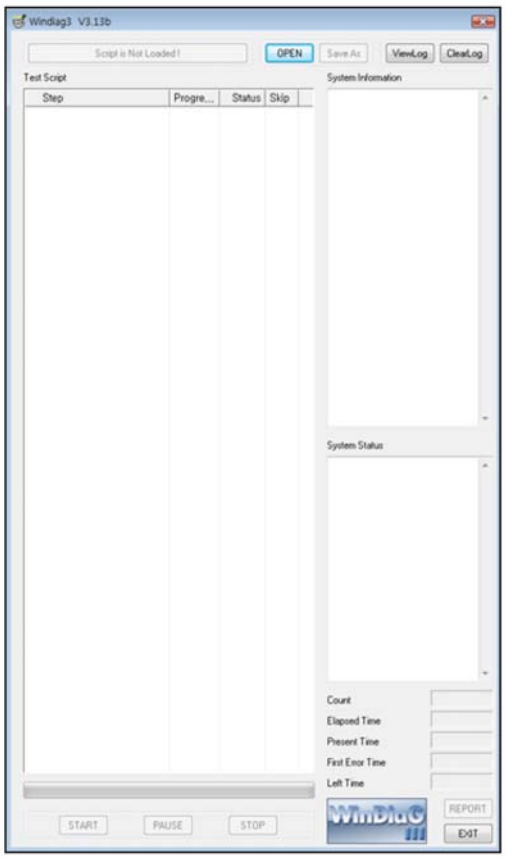

- 이 문서는 삼성전자의 기술 자산으로 승인자만이 사용할 수 있습니다 -
- This Document can not be used without Samsung's authorization -

3. Click "Open" to open Script file.
   In case of Note PC, click TestScrip_NotePC_Bumin.xml.
   In case of Desktop, click의 TestScript_Desktop_Burnin.xml
   When you would like to execute each item for only once : Select the testScriptFormat_Concurrent.xml.

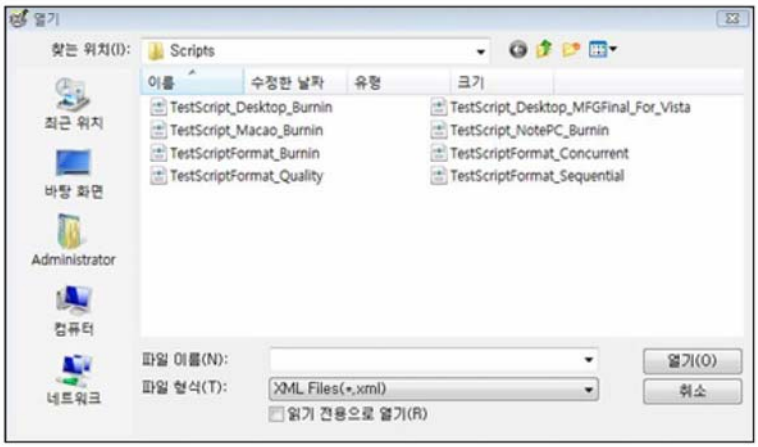

4. After that, OperatorInterface shows the following scripts on the left of the display.

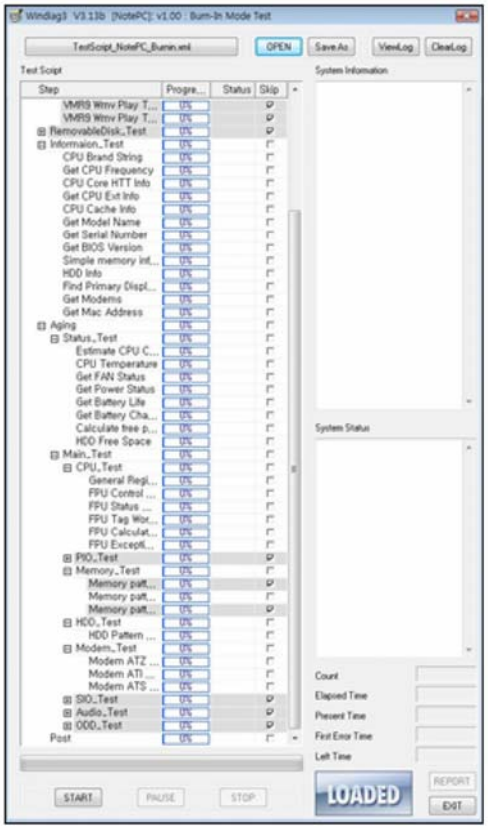

- 이 문서는 삼성전자의 기술 자산으로 승인자만이 사용할 수 있습니다 -
- This Document can not be used without Samsung's authorization -

5. Click "Start" button, then test begins.

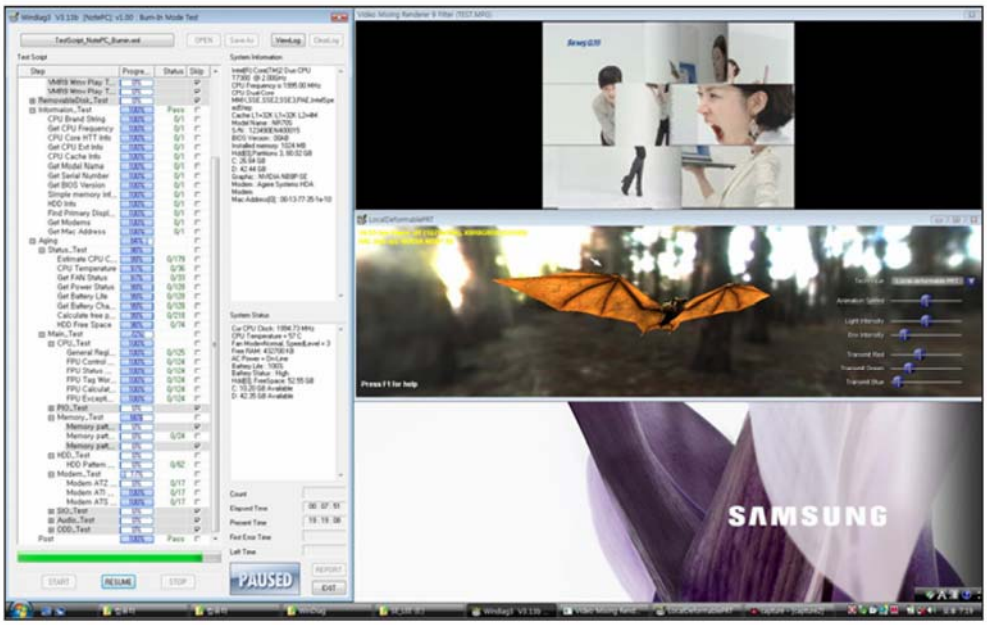

6. If you want to stop this, click "stop" button. If all modules don 't stop in 2 minutes 30 seconds, message window will ask you about a forced stop. At that time, by selecting "yes", it can be ended by force.

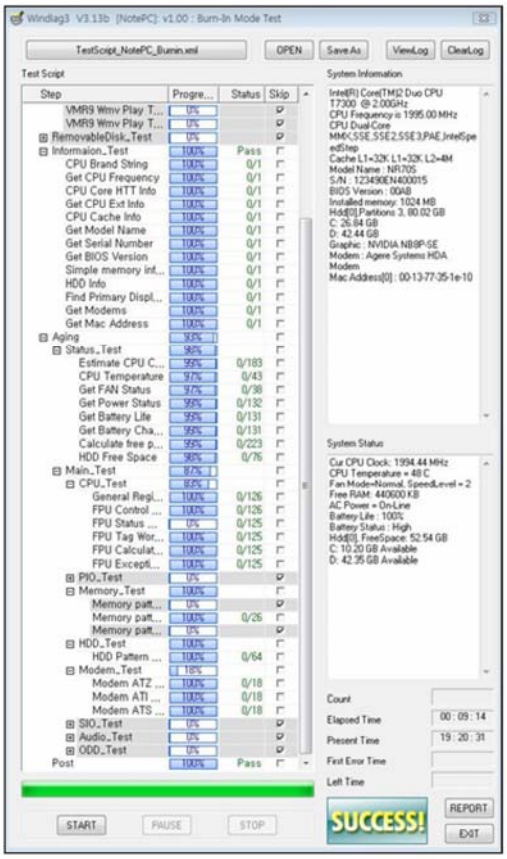

7. Click "EXIT", then it will be closed.

- 이 문서는 삼성전자의 기술 자산으로 승인자만이 사용할 수 있습니다 -
- This Document can not be used without Samsung's authorization -

4. Troubleshooting

4- 5. Hardware Troubleshooting

LCD related trouble

#1. The screen is dark or the colors of the screen are distorted.		
1	Check the connection status - LCD Module LCD Cable - LCD Cable and Main board LCD Connector →Re-fixation Cable and Connector	
2	Replace the LCD cable	Defectiveness confirmation
3	Check if there is a part of the LCD that is bent or broken due to impact → Replace the LCD	
#2. No picture appears on the screen.		
1	Check the connection status - USB_Modem FFC - LCD Cable - PCI-E POWER Cable → Re-fixation Cable and Connector →FPC or Cable replace	
2	Check if the System LED of the main board is blinking	
3	Check if the memory module is out of order	Re-fixation or Replacement other Memory Card
4	Check if the Power button can be normally pressed.	Check operating or not

- 이 문서는 삼성전자의 기술 자산으로 승인자만이 사용할 수 있습니다 -
- This Document can not be used without Samsung's authorization -

4. Troubleshooting

#3. The LCD blinks while the system is in operation.		
1	Check if there is a magnetic body near the touch pad button or the system or check if there is an exterior defect to the LCD	
2	LCD cable	Replace the new one.

- 이 문서는 삼성전자의 기술 자산으로 승인자만이 사용할 수 있습니다 -
- This Document can not be used without Samsung's authorization -

4. Troubleshooting

Main System Related Troubles

#1. The system is not turned on.		
1	Check if the AC adapter LED is lit and if the adapter is properly connected to the system.	Check the adapter LED.
2	If the AC adapter is not connected, check the charge status of the battery. Even if the battery is charged, if the remaining battery charge is too low, the system may not be turned on.	As the following figure shows, press the PUSH button on the battery and check the remaining
3	Check if there are any alien substances in the Power switch. if have, change the LED.	
4	Replace Main Board	Check operating or not.
#2. the system does not boot or immediately turns off after being turned on.		
1	Since this may be a short circuit in the system	Disconnect the power immediately, disassemble the system and check if there are any conducting alien objects such as a screw inside.
2	Check the connection status between the CPU and the RHE	
3	Replace the memory module.	*Check if it is out of order.
4	RTC Reset.	*Check if it is out of order.
5	Replace Main Board.	*Check if it is out of order.

- 이 문서는 삼성전자의 기술 자산으로 승인자만이 사용할 수 있습니다 -
- This Document can not be used without Samsung's authorization -

4. Troubleshooting

#3. The PCMCIA Card is not inserted or the Eject button does not work.		
1	This may occur when the insulator within the Express card slot is enwrapped.	
2	Replace the Express card slot frame.	*Check if it is out of order.
#4. There is no sound from the speaker. (Insert the figure of the audio jacks so that the reader can check via the figure.)		
1	Check if the sound is muted after booting up Windows. →Fn + F6 (Mute cancellation)	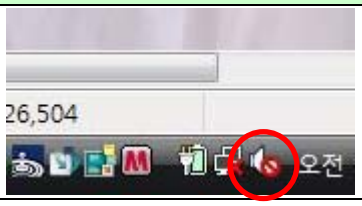
2	Control panel confirmation. →Speaker Setting.	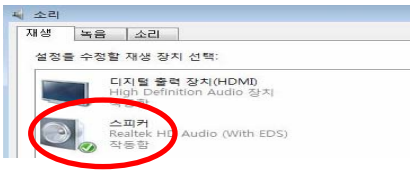
3	Check the connection status of the speaker cable and check if the speaker is out of order.	
4	Check if there is a magnetic object near the speaker.	
5	Replace Main Board.	*Check if it is out of order.
#5. I cannot hear sound through the headphones.		
1	Check if the sound is muted after booting up Windows. →Fn + F6 (Mute cancellation)	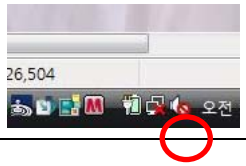

- 이 문서는 삼성전자의 기술 자산으로 승인자만이 사용할 수 있습니다 -
- This Document can not be used without Samsung's authorization -

4. Troubleshooting

2	Control panel confirmation →Speaker Setting.	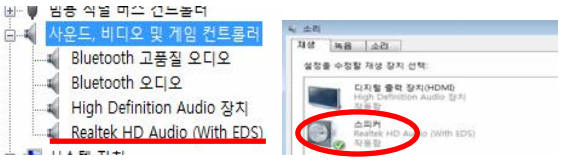
3	Turn the volume up. → Fn key volume adjustment	
4	Check the Headphone jack.	
5	Replace Main Board.	*Check if it is out of order.
#6. External/Internal microphone does not work normally.		
1	Check the audio driver settings and change them if necessary.	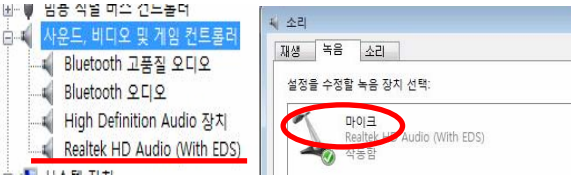
2	Check the connection status of the MIC connector and check if the speaker is out of order.	
3	Check the Mic jack.	
4	Replace Main Board.	*Check if it is out of order.
#7. HDMI port does not work normally.		
1	System manager confirmation . (Video / Sound / Controller confirmation) → HDMI driver Re-install.	

- 이 문서는 삼성전자의 기술 자산으로 승인자만이 사용할 수 있습니다 -
- This Document can not be used without Samsung's authorization -

4. Troubleshooting

2	Check the Display Manager work normally. → Display Manager program Re-install.	
3	Check the Control panel . → Check HDMI section enable.	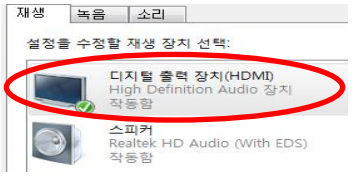
4	Replace Main Board.	*Check if it is out of order.
#8. The HDD is not recognized.		
1	Check the connection status of the HDD connector. (Refer Disassembly and Reassembly Chapter.)	
2	If the 'Operating system not found' message appears during the booting process even though the HDD is recognized by CMOS, the operating system of the HDD may be corrupted or the HDD is out of order.	Format the HDD and reinstall the operating System. Replace the HDD with a new one.
#9. Touch Pad does not work normally.		
1	Check the connection status of Touch Pad FFC.	
2	Check the connection status of Touch Pad cable	
3	Check the connection status of Touch Pad I/F B'D.	
4	Check the connection status of Touch Pad Module.	
5	Replace Touch-Pad Module.	
#10. Camera does not work normally.		

- 이 문서는 삼성전자의 기술 자산으로 승인자만이 사용할 수 있습니다 -
- This Document can not be used without Samsung's authorization -

4. Troubleshooting

1	Check the driver status of Camera (Check the system manager)	
2	Check the connection status of camera cable between Main board.	
3	Check the connection status of camera cable between Camera module	
4	Replace Camera module	*Check if it is out of order.
5	Replace Main Board	*Check if it is out of order.
#11. WLAN does not work normally.		
1	Check the damage status of WLAN Cable → Replace WLAN Cable	
2	Check the driver status of WLAN → Re-Install WLAN driver.	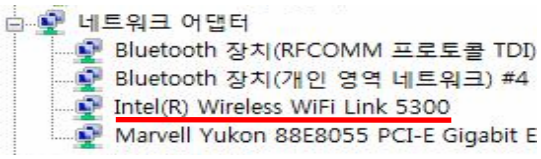
3	Check the damage status of WLAN Jack →Replace WLAN module.	
4	Replace Main Board.	*Check if it is out of order.
#12. Bluetooth does not work normally.		
1	Check the connection status of Bluetooth cable between Main board.	

- 이 문서는 삼성전자의 기술 자산으로 승인자만이 사용할 수 있습니다 -
- This Document can not be used without Samsung's authorization -

2	Check the cutting status of Bluetooth cable and connector → Replace Bluetooth cable	
3	Check the connection status of Bluetooth cable between Module.	
4	Replace Bluetooth Module	
#13. The Fan does not work normally.		
1	Check the system by using SAFC(Samsung Advanced Fan Control)program.	*Tool Program referance
2	Check the connection status of Heat sink → Screw fixation 7EA (Ref. chapter 3)	
3	Check the connection status of FAN	
4	Replace FAN	*Check if it is out of order.
5	Replace Main Board.	*Check if it is out of order.

- 이 문서는 삼성전자의 기술 자산으로 승인자만이 사용할 수 있습니다 -
- This Document can not be used without Samsung's authorization -

4. Troubleshooting

Others

# When turn on computer	
"Invalid System disk Replace the Disk and then press any key"	>Cause : USB memory stick or CD title deos not have a boot image. - Check HDD connection - Check if CMOS can detect HDD or not. - Re-install windows (OS broken)
" Press <F1> to resume, <F2> to setup."	- Press <F2> to enter BIOS setup. - Check date & time and so on. (Refer "BIOS Setup Guide".) - Save & exit.
"CMOS Checksum error"	> Cause : RTC battery discharged. - Replace RTC battery and configure date & time in CMOS setup.
Boot in Safe mode	Cause: If shutdown system abnormally, This screen can appear. - When turn off system, use "Start > Shutdown" menu. - Scan disk. (Run "chkdsk" utility.)
Can not boot in USB floppy drive or USB memory stick	- Configure boot device priority in CMOS setup. - Check if the disk is bootable.
# When turn off Windows, and display issues	
Can not turn off computer	- If it is impossible to turn off system normally, can turn off system by pressing power button for 4 seconds.
System halts on windows	- Press <Ctrl> + <Alt> + <Del> to run "Windows task manager." - Find the application program which can not respond. - Select the program and press <Alt> + <E> to quit the program. - If task manager can not load for a while, press power button for 4 seconds to shutdown computer.
Can not display on CRT	- Press <Fn> + <F4> several times to select output devices. - Refer "LCD Related Troubles" to check H/W defects.
USB devices and Sleep mode	- It is possible that system can not detect USB devices on Sleep mode. - It is possible that system lost USB devices after waking up from Sleep mode. In this case, re-connect USB devices after remove.
If system enters Sleep mode during runs "Dos window", after resuming can not display.	- Press <Alt> + <Tab> to display screen again.



RTC Reset

Remove Keyboard, There is CMOS Clear Point below left Memory socket. Short this point with tweezers during 20~30 seconds. After do this, CMOS will be clear.

- 이 문서는 삼성전자의 기술 자산으로 승인자만이 사용할 수 있습니다 -
- This Document can not be used without Samsung's authorization -

4 – 6. CPU Fan control

Checking the Work of FAN

One can turn the fan on & off and check the fan's operational conditions without system disassembly

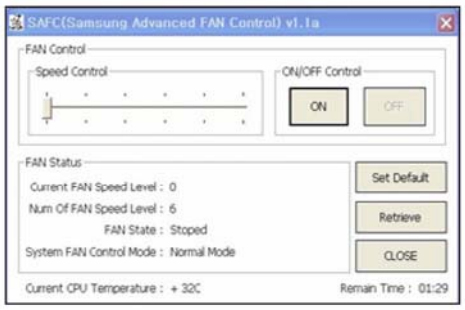

Pic (1) Fan off status

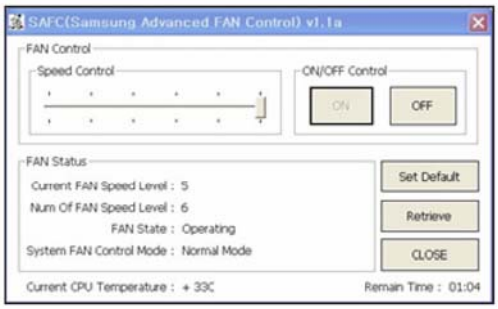

Pic (2) Fan off status

- SAFC's default setting is "Fan off" or "Minimum Fan Speed".
- Press "ON" in "ON/OFF Control" Fan is turned on to maximum fan speed.
- Press "OFF" in "ON/OFF Control" Fan returns to default setting.

Checking the Normal Working State of FAN Control

(1) Normal mode

CPU fan control

CPU SPEED	Stage	Address (Hexa)	RPM	EMC2102 Count(HEX)	Noise	*For CPU temperature* CPU Sensor(on/off)
Ⅰ단계	OFF	-	-	-	20dBA	-
	1	-	2000	3D	23dBA	45/30
	2	-	2200	37	25dBA	55/50
	3	-	2400	33	27dBA	65/60
	4	-	2700	2E	29dBA	70/65
	5	-	3000	29	32dBA	75/70
	6	-	3300	25	35dBA	80/75
Ⅱ단계	6	-	3300	25	35dBA	87/80
Ⅲ단계	6	-	3300	25	35dBA	92/87
		OS Throttling				95
		ACPI Notify				98
		Dos Throttling				95/90
		Shutdown				100

- 이 문서는 삼성전자의 기술 자산으로 승인자만이 사용할 수 있습니다 -
- This Document can not be used without Samsung's authorization -

(2) Etiquette mode

CPU SPEED	Voltage (Volt)	Address (Hexa)	RPM	EMC2102 Count(HEX)	Noise	*For CPU temperature* CPU Sensor(on/off)
	OFF	-	-	-	20dBA	-
	1	-	2000	3D	23dBA	60/55
	1	-	2000	3D	23dBA	65/60
	1	-	2000	3D	23dBA	70/65
	2	-	2200	37	25dBA	75/70
	3	-	2400	33	37dBA	80/75
	4	-	2700	2E	32dBA	85/80
	5	-	3300	25	35dBA	90/85
		OS Throttling				95
		ACPI Notify				98
		Dos Throttling				95/90
		Shutdown				100

(3) Battery mode

CPU SPEED	Stage	Address (Hexa)	RPM	EMC2102 Count(HEX)	Noise	*For CPU temperature* CPU Sensor(on/off)
	OFF	-	OFF	-	20dBA	-
	1	-	2000	3D	23dBA	50/40
	2	-	2200	37	25dBA	65/60
	3	-	2400	33	27dBA	70/65
	4	-	2700	2E	32dBA	75/70
	5	-	3300	25	35dBA	80/75
	6	-	3300	25	35dBA	85/80
		OS Throttling				95
		ACPI Notify				98
		Dos Throttling				95/90
		Shutdown				100

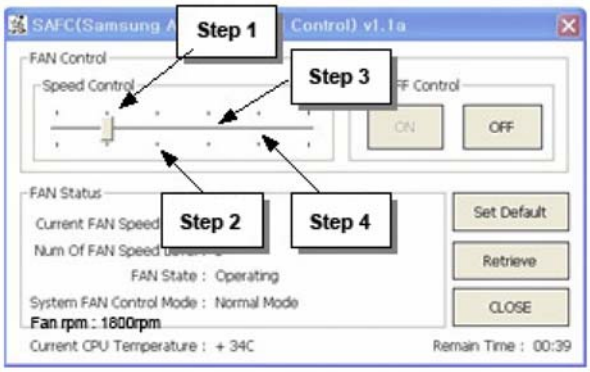

Pic (3) Adjust FAN State

[Fan Voltage Measurement]
- Read Fan RPM indicated in SAFC.

[Fan Voltage Pass/Fail determination]
- If Fan RPM satisfies "rpm spec +/-10%", then Fan test is "PASS" .

- 이 문서는 삼성전자의 기술 자산으로 승인자만이 사용할 수 있습니다 -
- This Document can not be used without Samsung's authorization -

4 – 7. Battery Use Time

Check the following check lists for systems where the battery use time is too short to diagnose problems.

Check the battery

Check if the battery is out of order referring to the Battery check program distributed to Service Centers and the 'Battery Check Manual' included in the 'Note-PC A/S Guide'

(1) Battery Check List

Please mark "✓" in the box (☐) of each applicable items, after checking the battery status with the "battery checking program"

1. Does the battery communicate normally with system?
   - ☐ PASS
   - ☐ FAIL
2. Is the battery charged normally?
   - ☐ PASS
   - ☐ FAIL
3. Is the battery discharged normally?
   - ☐ PASS
   - ☐ FAIL
4. Is the battery still in warranty?
   - ☐ Excess than 6 months : Out of warranty
   - ☐ Excess than 300 Cycles : Out of warranty
   - ☐ Less than 6 months : PASS
   - ☐ Less than 6 months : FAIL

(2) Criteria for each of the check lists.

1. Does the battery communicate normally with system?

☐ PASS

①: Data displayed in the data window.

②: Available capacity displayed : 0 ~ 100%

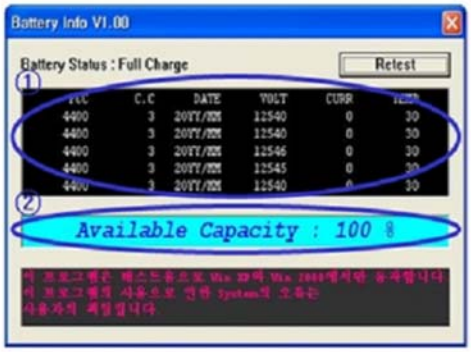

☐ FAIL

①: The code 65535 displayed

②: Displayed the error message in Korean "통신이 원할 하지 않습니다"

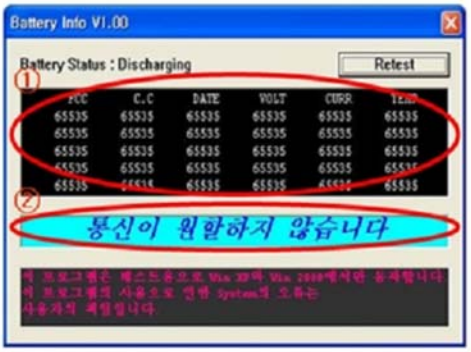

☞ recommended : When the communication failed, please set a normal battery to the system and check first which -battery or system- has the problem.

- 이 문서는 삼성전자의 기술 자산으로 승인자만이 사용할 수 있습니다 -
- This Document can not be used without Samsung's authorization -

2. Is the battery charged normally?

☐ PASS

①: Pass, if the CURR values are within 35 ~ 3500

☐ FAIL

①,②: Fail, if the CURR values are 0 and the battery status is in Charging.

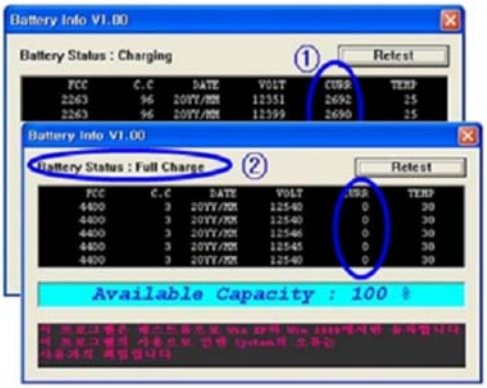

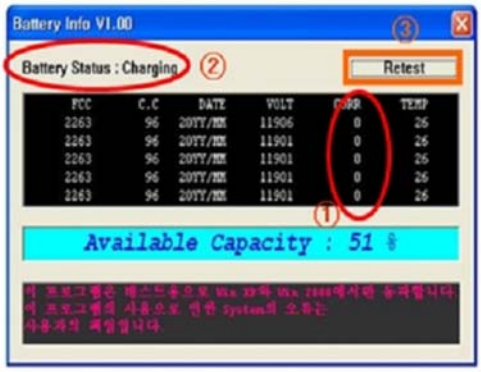

②: Pass, even if the CURR value is 0 but the battery is in status of Full Charge

③: if the CURR value is 0 and in status of Charging, please reconfirm the "fail" after 2~3 times of Retest.

3. Is the battery discharged normally?

☐ PASS

①,②: Pass, if the CURR values are within -50 ~ -5000 and the battery status is in Discharging.

☐ FAIL

Fail, if the System is off status when the adaptor is removed from the System

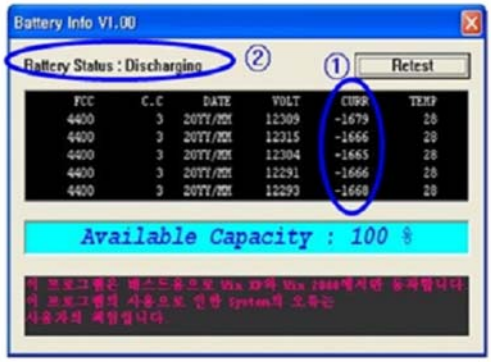

- 이 문서는 삼성전자의 기술 자산으로 승인자만이 사용할 수 있습니다 -
- This Document can not be used without Samsung's authorization -

4. Is the battery still in warranty?

☐ Excess than 6 months : Out of warranty

☐ Excess than 300 cycles : Out of warranty

☞ **Warranty period : Within 6 months after sales date, more than 60% of initial electric capacity after 300 cycles.**

*** Reference :** If a battery is out of warranty, the battery can not be considered as "defected". So if a customer requests to exchange his battery in this case, the battery should be provided **onerously with sales price**. So please persuade customer to use continuously his battery, with the explanation of effective capacity of his battery, if the battery have no defect but only small decrease of capacity.

☐ Less than 6 months : PASS

☐ Less than 6 months : FAIL

☞ **①Please refer to "Capacity Standard Table" (or ②Capacity Standard Graph). Please judge Pass or Fail after checking the sales date of a battery. Pass, if the capacity of the battery is over than the value of corresponded date of "Available Capacity" column in the Table. Fail, if the capacity is lower than the value.**

* Reference : The battery capacity can have individual error according to the user's circumstance of the battery. So it is recommended that the battery should be checked (with Battery Check Program) after calibration (Smart Battery Calibration: Full charge/discharge or Full discharge/charge)

[Example]

☐ Less than 6 months: PASS

①: Available Capacity: 93%

Duration of Use : 1month(30days)

Available Capacity of warranty: 87.8%

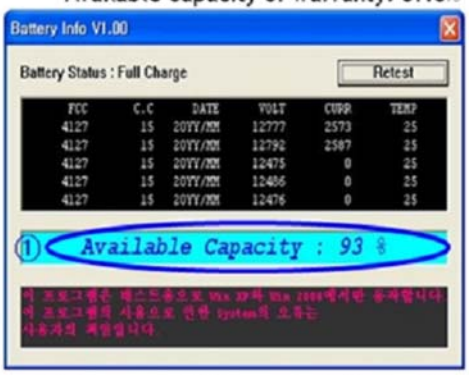

☐ Less than 6 months: FAIL

①: Available Capacity: 51%

Duration of Use : 1month(30days)

Available Capacity of warranty: 87.8%

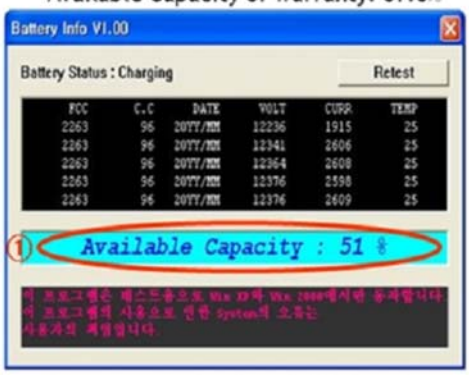

* Reference : If the sale date is 2004.5.10 and service receipt date is 2004.6.10, the Duration of Use is regarded as 1 month(30days)

- 이 문서는 삼성전자의 기술 자산으로 승인자만이 사용할 수 있습니다 -
- This Document can not be used without Samsung's authorization -

(3) Battery capacity Table

Duration of Use	Available Capacity(%)
Within 0.5month (15days)	More than 93.6 %
Within 1.0month (30days)	More than 87.8 %
Within 1.5month (45days)	More than 82.5 %
Within 2.0month (60days)	More than 77.8 %
Within 2.5month (75days)	More than 73.6 %
Within 3.0month (90days)	More than 70.0 %
Within 3.5month (105days)	More than 66.9 %
Within 4.0month (120days)	More than 64.4 %
Within 4.5month (135days)	More than 62.5 %
Within 5.0month (150days)	More than 61.1 %
Within 5.5month (165days)	More than 60.3 %
Within 6.0month (180days)	More than 60.0 %

* Reference

Duration of Use : The using period from the sales date of the system (with battery)

Available Capacity(%) : The real capacity of the battery, decreased from the design capacity by the user's circumstance, keeping status or etc.

(4) Battery Check Program

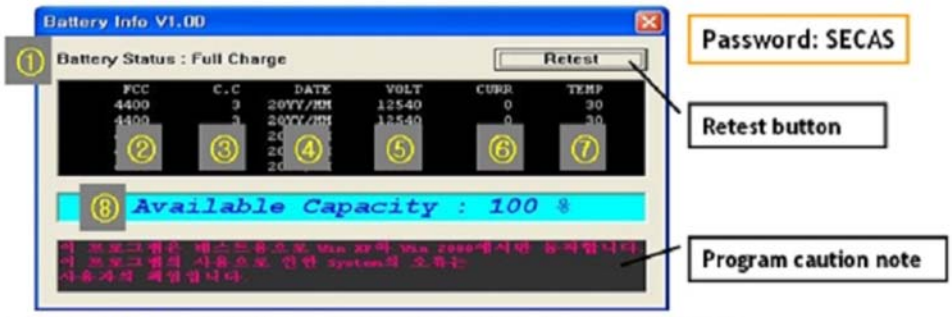

① Battery Status: Full Charge, in Charging, Full Discharge, in Discharging

② FCC: Full Charge Capacity. Expected capacity when the battery will be charged fully.

③ C.C: The times of full discharge after full charge

④ DATE: Sales date of the System year/month

⑤ VOLT: The voltage of charge or discharge of the battery

⑥ CURR: The current of charge or discharge of the battery

⑦ TEMP: The temperature of battery

⑧ Available Capacity: The percentage of present maximum available capacity compared to design capacity. Or "통신이 원할 하지 않습니다": the error message when System MICOM can not communicate with battery.

- 이 문서는 삼성전자의 기술 자산으로 승인자만이 사용할 수 있습니다 -
- This Document can not be used without Samsung's authorization -

Check the battery use environment

1. Generally, the battery usage time in advertisements by notebook manufacturers refers to the maximum battery use time. Since the system specifications and the usage environment may differ, the user's battery usage time may differ from the advertisement even if there is no problem with the system.

2. Conditions for the company's maximum battery use time
   a. Minimum LCD brightness, base system, the wireless LAN R/F is turned off, Battery Manager- Maximum Battery Mode
   b. Measuring Tool: Battery Mark v.4.0.1

3. If a customer complains about the battery usage time, let them know that the battery usage time may differ depending on the model specifications and the usage environment and recommend the following usage environment for longer battery time.
   a. Use the company's power-saving program, Battery Manager, and set Batter yManager to Maximum Battery Mode.
   b. LCD brightness: Set to the minimum level as long as the user does not experience inconvenience.
   c. Disable unnecessary devices
      : Turn the wireless LAN R/F switch off and disable USB devices (DMB, fingerprint recognition and Bluetooth)

- 이 문서는 삼성전자의 기술 자산으로 승인자만이 사용할 수 있습니다 -
- This Document can not be used without Samsung's authorization -

4. Troubleshooting

4 – 8. Bios & Micom Update

Set – up Method

1) Dos Mode Update
   A. Make a Boot disk → Copy Packing file (copy → boot DOS → Bios Update : c:₩phlash16 XXXX.wph /c /s /X / mode=3 /bbl)
   B. Micom Update : c:₩up113 XXXX.bin
   C. Packing file : c:₩XXXX.exe /c /s
2) Windows Mode Update : Boot Windows → Run Samsung Update plus program
3) Reset security Number



RTC Reset

Remove Keyboard, There is CMOS Clear Point below left Memory socket. Short this point with tweezers during 20~30 seconds. After do this, CMOS will be clear.

- 이 문서는 삼성전자의 기술 자산으로 승인자만이 사용할 수 있습니다 -
- This Document can not be used without Samsung's authorization -

4 – 9. Q & A

Display Related

Q The LCD screen is too dark or too bright.

A Turn the LCD backlight on or adjust the LCD brightness.

Press **Fn** + [F5] to turn the LCD backlight on or press **Fn** + [↑] or **Fn** + [↓] to adjust the LCD brightness.

Q The screensaver is activated while Media Player is playing a movie or video clip.

A Unselect **Library > More Options > Player > Allow screen saver during playback** in the Media Player.

Q In the following cases, the screen blinks or there is noise for a short time.

- **Click the Graphics Related tab, Change Resolution, Change Display Device, Remove the AC Adapter, Restart the System, Change Power Scheme.**

A This may happen while the video driver is examining the connected device. While the detection process is busy, any connected display devices may blink or some noise may occur.

Q When I connect a projector, and change the settings to display the screen image on both the LCD and the projector by pressing the Fn+ [F4], the screen is not displayed properly.

A Press the **Fn** + [F4] keys again.

If the problem continues even after pressing the key combination, this is because the current resolution is too high and is not supported by the projector. In this case, change the resolution to 1024x768 pixels.

Q When I connect a projector, the taskbar at the bottom of the screen is not displayed on the projector.

A This occurs because a WXGA LCD supports a resolution of 1280×800 pixels but the resolution is not supported by the projector. In this case, change the resolution to 1024x768 pixels (recommended).

Q The shortcut icons are not displayed on the screen even if I press the shortcut key.

A The shortcut icons only appear when the Easy Display Manager program is installed.

Q I have connected a monitor (or projector) to the computer, but the colors on the monitor are abnormally displayed.

A Check if the monitor and computer are properly connected with the signal cable and reconnect the cable if necessary.

Q I am trying to view the screen through a TV by connecting it through the HDMI port, but the edge of the screen is not displayed.

A It is recommended using a notebook computer screen or monitor for documents and Internet pages.

Although connecting via the HDMI port is recommended when watching video, it may be inappropriate for displaying documents and Internet pages because most TVs that support HDMI fail to display the edge of the screen or the characters on the screen properly.

Q I cannot configure the Image Sharpness in the NVIDIA Control Panel of [NVIDIA Graphics].

A The **NVIDIA Control Panel >Adjust desktop Color Settings > Image Sharpening** item is set to **None** and will not be configurable. This is normal.

This function is only available for old graphic chipsets.

- 이 문서는 삼성전자의 기술 자산으로 승인자만이 사용할 수 있습니다 -
- This Document can not be used without Samsung's authorization -

Modem Related

Q I cannot hear the modem

A1 Check if the phone line is properly connected to the modem.

A2 Check if the modem driver is properly installed.

❶ Click **Start > Control Panel > System and Maintenance > Device Manager > Modem** and then check if the model is not marked with a yellow exclamation mark. If it is marked with an exclamation mark, it means that the modem driver is not properly installed. In this case, remove the installed driver and install the driver again.

❷ If the modem is not marked with a yellow exclamation mark, double-click the installed modem and select **Diagnosis tab > Query modem** to diagnose the modem. If there is no reaction to the command, it means the modem is out or order.

In this case, restart the system or reinstall the modem driver and then diagnose the modem again.

(Close all applications using the modem before diagnosing the modem.)

Q When using the modem overseas

A1 Check if the country setting of the modem is set to the current country.

Since each country has slightly different telecommunication values, if the location is not set to the corresponding country, the modem may fail to make a phone call.

❶ Click **Start > Control Panel > Hardware and Sound**.

❷ Click on **Phone and Modem Options**.

❸ In the **Dialing Rules** tab, click **Edit**.

❹ In the **General** tab of the Edit Location window, set the Country/Region to your current country, enter the region code and then click the **OK** button.

A2 Since the shape of the phone line connector may differ depending on the country you are in, you may have to buy a phone line connector to make a phone call from that country.

Q When you are unable to make a call when using a switchboard

A In general, the dial tone of a switchboard or a digital phone switching system is not continuous unlike that of a PSTN line. Therefore, the modem may not make a phone call as it misreads the dial tone as a busy tone. In this case, perform the following.

- **Use the AT Command**

  Add the ATX3 command for initialization.

  Alternatively, enter the ATX3 command first before make a phone call.

  The modem will not check the dial tone before making a phone call.

- **Configuring the Model in the Control Panel**

  ❶ Click **Start > Control Panel > Hardware and Sound**.

  ❷ Click on **Phone and Modem Options**.

  ❸ In the **Modem** tab, select an installed modem and click **Properties**.

  ❹ In the **Modem** tab of the Modem Properties window, unselect the **Make a phone call after waiting for a dial tone** option.

  ❺ When the settings are complete, click the **OK** button.

If you cannot make a phone call starting with a 0, such as 01432, 01421, 01433, etc., this is because the private switching system is set to block long distance calls. Ask your switching system administrator.

- 이 문서는 삼성전자의 기술 자산으로 승인자만이 사용할 수 있습니다 -
- This Document can not be used without Samsung's authorization -

Q How can I receive a FAX in Sleep mode (Standby Mode)?

A To receive a FAX when the computer is in Sleep Mode (Standby Mode), the computer must be configured as follows.

The FAX program must be configured so that it receives FAXES automatically referring to the FAX program manual.

❶ Click **Start** > **Control Panel** > **Hardware and Sound**.

❷ Click on **Phone and Modem Options**.

❸ In the **Modem** tab, select an installed modem and click Properties.

❹ In the Power Management tab of the Modem Properties window, select the **Wake up the computer with this device** option and click the **OK** button.

(If the Power Management tab does not appear, select Change Settings in the General tab.)

When the modem is configured as above, and a FAX arrives, the computer wakes up from Sleep Mode and receives the FAX.

Wired Network (LAN) Related

Q The <Wake On LAN> function

A1 <Wake On LAN> is a function that activates the system from Sleep mode when a signal (such as a ping or magic packet command) arrives over the network (wired LAN).

- **Using the <Wake On LAN> Function**

❶ Click **Start** > **Control Panel** > **Network and Internet** > **Network and Sharing Center** > **Manage Network Connections**.

❷ Right-click on the Local Area Connection and select Properties.

❸ Click **Configure** > **Power Management** tab. Select **Allow this device to bring the computer out of standby**, then click **OK**. Restart the system.

– If the system wake up from Sleep mode even though there is no received signal, use the system after disabling the <Wake On LAN> function.

– The LAN LED may not be turned off if System is shutdown without disabling the WOL (Wake on LAN) option.

– Connecting a wired LAN while using a wireless LAN may not activate the <Wake On LAN> function. Set the Wireless LAN to **Disable** to use the <Wake On LAN> function.

❶ Click **Start** > **Control Panel** > **Network and Internet** > **Network and Sharing Center** > **Manage Network Connections**.

❷ Right-click on the Wireless Network Connections and select **Disable**.

Q When I am connected to a 100Mbps/1Gbps wired LAN and the computer exits Sleep/hibernation mode, a message appears informing you of a connection to a 10Mbps/100Mbps wired LAN.

A When the computer exits standby/hibernate mode, restoring the network takes about 3 seconds.

When the network is restored, it operates at 100Mbps/1Gbps.

- 이 문서는 삼성전자의 기술 자산으로 승인자만이 사용할 수 있습니다 -
- This Document can not be used without Samsung's authorization -

Wireless Network (WLAN) Related

Q I cannot find an AP.

A Verify whether the Wireless LAN LED is on.
If it is turned off, turn it on by pressing the Wireless LAN On/Off button (**Fn** + [F9]).

Q The Wireless LAN device is operating properly, but I cannot connect to the Internet or to another computer.

This is due to an incorrect configuration, or a configuration error. Check the following:

A1 When connecting to a wireless Ad-Hoc network, check if the network name (SSID) is the same.

A2 If a network key (encryption key) is used, the AP (Access Point) and wireless Ad-Hoc network keys must be the same.

The AP network key can be configured using an AP management program. For more detailed information, ask your network administrator or product provider.

A3 Check that the device driver is installed properly. If the driver is not properly installed, you will find a yellow exclamation mark on the network icon by clicking **Start** > **Control Panel** > **System and Maintenance** > **Device Manager** > **Network Adapter**.

Q The signal strength is excellent, but I cannot connect to the network.

Even if the signal strength is excellent, the network connection may not operate properly if the TCP/IP properties are not properly configured, or the network key (encryption key) is incorrect.

A Check that the TCP/IP properties are configured properly. When connecting to an AP, right-click the **Network Connections** icon on the taskbar and select **Network and Sharing Center**. If you click the **View Status** next to a connected wireless network device and then click the **Detail** button, you can view the IP information. If the IP is not allocated properly, the IP address will be displayed as follows (e.g. 169.254.xxx.xxx).

If the network does not provide DHCP, you have to specify the correct IP address by asking your network administrator.

Even if the network provides DHCP, the server may not allocate an IP address to the client properly, and the client station cannot connect to the network.

Q I cannot connect to the AP.

- **Check the Computer Settings**

A1 Select **Start** > **All Programs** > **Accessories** > **Windows Mobile Center** and check the wireless device status.

- **When it is represented as Disconnected**
  This means the computer is not connected to the AP. Check the status of the AP, referring to the descriptions of the **Checking the SP Settings** section below. Check the encryption key configured in the AP and retry to the connection.
- **When it is represented as Connected, but you cannot connect to the Internet**
  This means the computer is connected to the AP, but the AP or external network connected with the AP may have a problem.
- **When the 'There is no wireless LAN adapter' message appears or there is no wireless LAN icon**
  This means the wireless LAN device is set to **Do Not Use** or the device is not recognized.
  Check if the wireless device is properly recognized in the Device Manager window. If the device is set to **Do Not Use**, right-click and select **Use** from the pop-up menu.

A2 Verify whether the same network key (encryption key) has been entered for both the AP and the computer. The network key is an encryption key for encrypting the data transmitted between the AP and the computer. It is recommended setting the network key manually.

- 이 문서는 삼성전자의 기술 자산으로 승인자만이 사용할 수 있습니다 -
- This Document can not be used without Samsung's authorization -

- **Check the AP Settings**

  For the AP settings, refer to the User Guide provided by the AP manufacturer.

A3 Verify whether the environment is suitable for using a wireless LAN. The use of a wireless LAN may be restricted according to the environment and distance. Obstacles such as walls or doors affect the use of a wireless LAN. Install the AP in a high and open space, 50cm from the wall and far removed from any other radio signal sources.

A4 Verify whether the AP is operating properly.

- When the AP is not operating normally, turn off the AP, wait a short while, and turn it on again.
- Verify whether the AP's firmware is the most recent version. (Contact the AP manufacturer or the place where you purchased the AP for details of the AP firmware.)

A5 Verify whether the AP has been properly connected to the network. Verify whether the network is operating normally by connecting the wired network cable, which has been connected to the AP, to your computer.

A6 Check the network key settings (encryption key) again. When automatic code conversion (a passphrase function) has been selected and data communication is not functioning even with a normal wireless connection, it is recommended entering the network key (encryption key) manually.

A7 Check the AP settings as follows. (The following is recommended for a standard environment and thus may differ according to the specific wireless network environment.)

- When several APs are present simultaneously, check the channel settings for each AP. When different APs are using nearby channels, interference may occur between the electronic waves. Set the AP channels further apart from each other. (Ex: Ch1, Ch5, Ch9, Ch13)
- When an AP's SSID (Service Set ID) option is set to "Hide", you cannot search for that AP on the computer. We recommend unselecting the "Hide" option for the AP. The SSID is a name used for distinguishing one wireless LAN from another wireless LAN.
- It is recommended using Long Preamble. Preamble is a signal for data transmission synchronization. Short Preamble may be supported by some types of APs but may cause compatibility problems.
- It is recommended using a static IP.
- Since static channel selection is more reliable than auto channel selection, it is recommended using a static channel.

Q I cannot connect to a computer connected to the Ad-Hoc network.

A1 Check the security settings and network name of the wireless Ad-Hoc network.

A2 Check the TCP/IP settings of the computers connected to the wireless Ad-Hoc network. The IP addresses of the computers to be connected to a wireless Ad-Hoc network must be set to the same sub-network address.

- For example, if the TCP/IP setting is configured to a fixed IP address, select Use the following IP address in the TCP/IP Properties of the wireless adapter, configure the items as follows and try again.

  IP: 10.0.0.1~10.0.0.254, Subnet Mask: 255.255.255.0.

  It is recommended using a fixed IP address for wireless Ad-Hoc network connections.

A3 You have to register the IP address allocated for the wireless adapter as a 'Trusted IP' in McAfee SecurityCenter.

- Click **McAfee SecurityCenter > Advanced menu > Configure > Internet and Network > Advanced > Trusted and Banned IPs**, and register the IP address or IP address range as a Trusted IP address.

Q During the wireless Ad-Hoc network operation, the AP (Access Point) is intermittently not found.

A This problem occurs intermittently during the wireless Ad-Hoc network operation. Even if this problem occurs, the wireless Ad-Hoc network operation is working properly and is not affected. Click Refresh to update the AP list.

Q I have set the same IP address for both the wireless and wired connections, but they do not work properly.

A You cannot use wireless and wired connections using the same IP address. To sequentially use both the wired and wireless connections with the same IP address, you need to set the currently not needed connection to Do Not Use in the Network Connections of the Control Panel.

- 이 문서는 삼성전자의 기술 자산으로 승인자만이 사용할 수 있습니다 -
- This Document can not be used without Samsung's authorization -

Q The wireless LAN does not work properly when there is a device operating on an adjacent frequency in the vicinity of the product.

A1 Channel interference may occur when a wireless video transceiver or a microwave oven is being used. If you experience channel interference from other equipment, we recommended changing the channel for connecting to the AP. For more information about AP settings, refer to the User Manual supplied by the AP manufacturer.

A2 Since IEEE802.11g equipment operates in hybrid mode when there is active IEEE802.11b equipment, the data rate may be degraded.

Game and Program Related

Windows Vista may not provide some functions properly when performing some applications especially games, or may cause a problem due to a device driver compatibility issue. For the latest device drivers and bug fixes, please refer to the respective company's website.

Q A 3D game does not work, or some functions are not working.

A Change the graphics settings of the game to '2D' or 'Software Renderer', then run the program again.

Q The game is not displayed smoothly on the screen.

A For 3D games, the texture data for the 3D screen display is saved to the system memory.

If there is insufficient system memory, the data is saved to the hard disk drive and loaded to memory when required. This operation may temporarily stop displaying the picture on the screen.

In this case, lower the game resolution or the screen settings.

Q The picture on the screen is displayed as a broken image for some games.

A A part of the picture on the screen may be broken when playing some games that require a high-specification graphics card.

In this case, set the 3D function setting for the game to a lower value or set the game resolution to a lower value.

- 이 문서는 삼성전자의 기술 자산으로 승인자만이 사용할 수 있습니다 -
- This Document can not be used without Samsung's authorization -

Bluetooth

Q When no headset is found or cannot be connected

A1 If the headset is already connected to another device, you will not be able to find the headset and cannot connect to the headset even if the headset is found. Disconnect the connection to the other device and then start the search again.

A2 If the headset is connected to a power adapter, you cannot make a Bluetooth connection.

Disconnect the power adapter and then retry.

A3 In general, a Bluetooth headset has 2 operating modes, On/Off mode and Pairing mode.

To connect the headset to another Bluetooth device such as a PC or cell phone, the headset must be in Pairing mode.

Switch the headset to Pairing mode and then retry the search operation.

In general, the headset in Pairing mode automatically returns to On/Off mode after a certain period of time.

Q There is no sound or sound is intermittently interrupted after connecting a headset

A1 If your headset is a **mono headset**, check if a mono headset connection has been made. In this case, to resolve the problem, complete the procedures below.

❶ Double-click over the Bluetooth icon on the Taskbar, select the **Audio** tab and check the connection status of the **Bluetooth Hands-Free Audio** for the headset in the connected device list. If it is not connected, right click over the device and select **Connect** from the pop-up menu.

❷ Right-click over the Speaker icon on the Taskbar, select **Playback Devices**, and make sure that the **Bluetooth Hands-free Audio** is enabled. If not, right-click over **Bluetooth Hands-free Audio** and select **Set as Default Device**.

A2 If your head set is a **stereo headset**, you have to check if the headset is connected as a stereo headset.

To resolve the problem, complete the procedures below.

❶ Double-click the Bluetooth icon on the Taskbar, select the **Audio** tab and check the connection status of the **Bluetooth Stereo Audio** that corresponds to the corresponding headset in the connected device list. If it is not connected, right-click over the device and select **Connect** from the pop-up menu.

❷ Right-click over the Speaker icon on the Taskbar, select **Playback Devices**, and make sure that the **Bluetooth Hands-free Audio** is enabled. If not, right-click over **Bluetooth Hands-free Audio** and select Set as **Default Device**.

> After changing the Bluetooth or sound settings, you must exit and re-run the audio/video player program (such as Windows Media Player) to apply the changed settings.

Other

Q The User Controls window appears when installing or running a program in Windows Vista.

A In this case, click **Allow** (or **OK**) to install or run the program. However, if you do not have an administrator account, you have to enter the administrator password in the User Controls window and then click **Allow** (or **OK**). If no administrator password is set you can click **Allow** (or **OK**) without entering a password.

- 이 문서는 삼성전자의 기술 자산으로 승인자만이 사용할 수 있습니다 -
- This Document can not be used without Samsung's authorization -

7. System Wire Diagram

7-1. System Layout

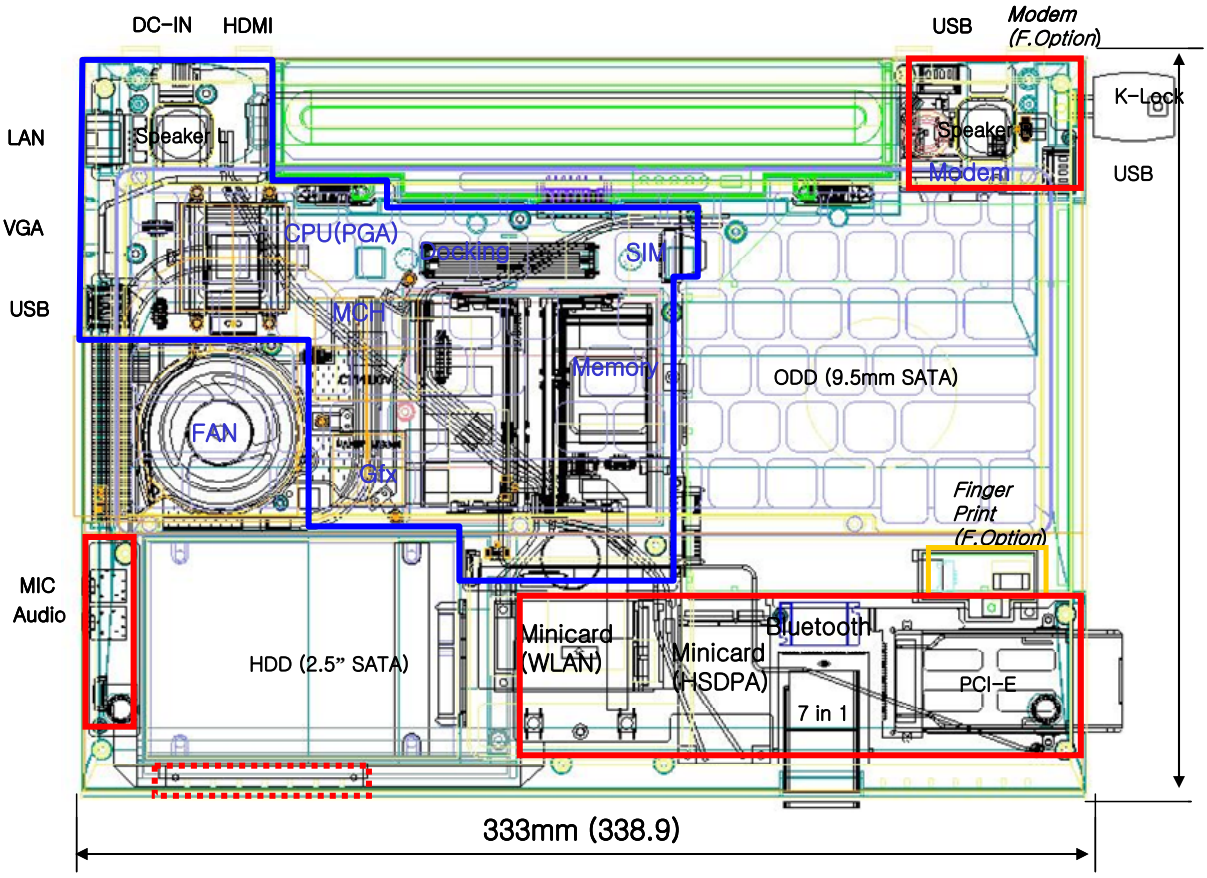

- 이 문서는 삼성전자의 기술 자산으로 승인자만이 사용할 수 있습니다 -
- This Document can not be used without Samsung's authorization -

7. System Wire Diagram

7-2. LCD Layout

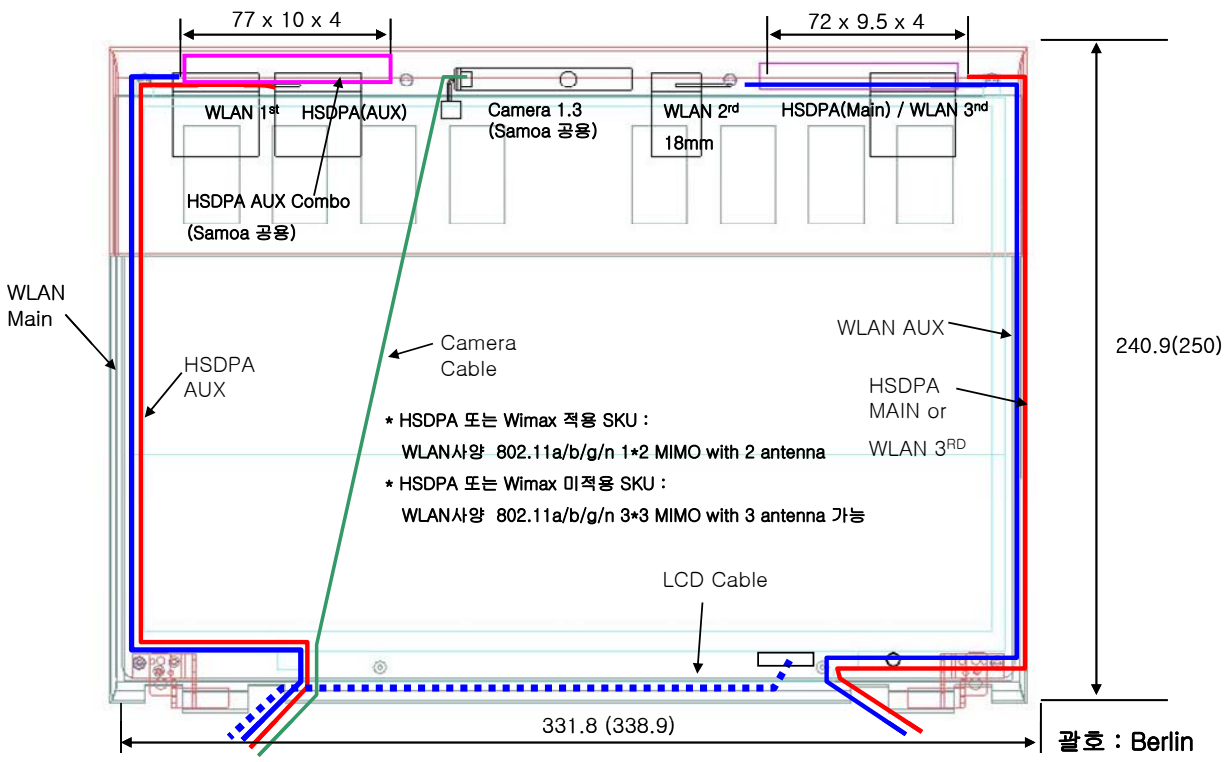

- 이 문서는 삼성전자의 기술 자산으로 승인자만이 사용할 수 있습니다 -
- This Document can not be used without Samsung's authorization -

7. System Wire Diagram

7-3. Cabling Diagram

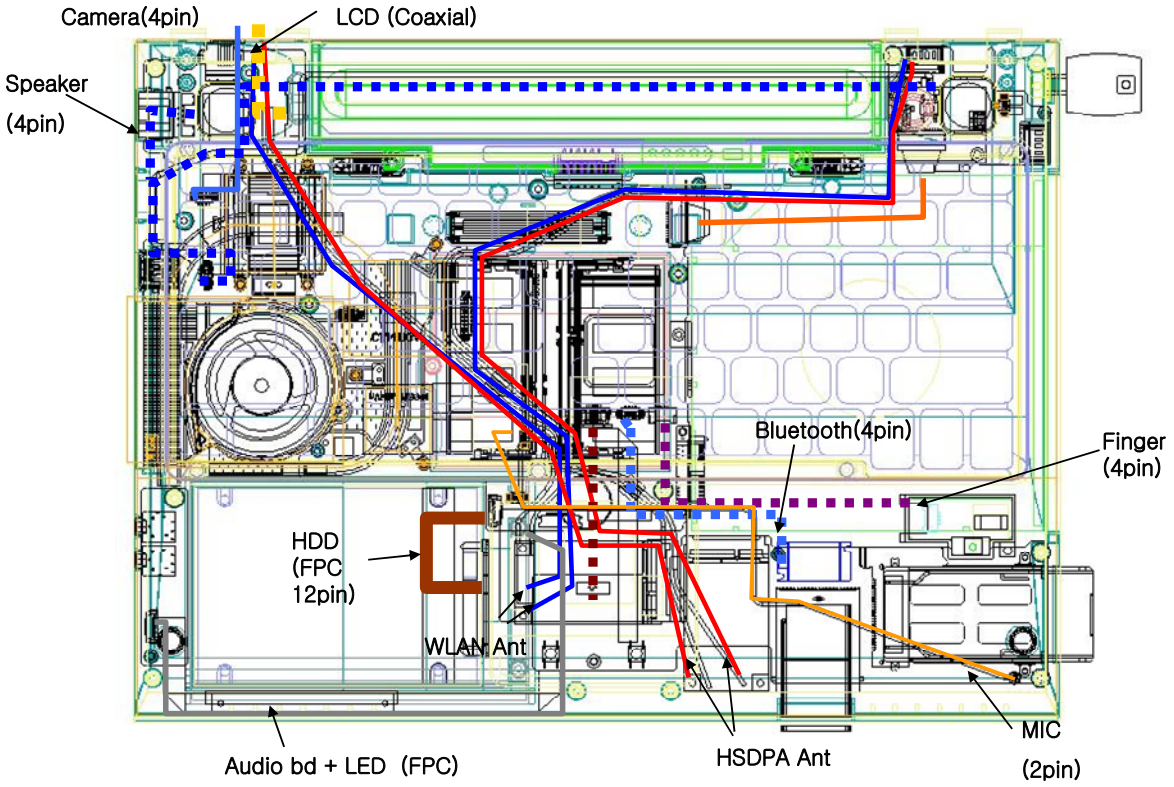

- 이 문서는 삼성전자의 기술 자산으로 승인자만이 사용할 수 있습니다 -
- This Document can not be used without Samsung's authorization -

6. Material List

6 - 1. Material List

Level	Parts Code	Assembled	EA	Description	Spec.	Service
..1	0902-002340	CPU(P9500)_2.53G	1	IC-MICROPROCESSOR	AW80576SH0616M,2.53GHz,uFCPGA,479P,TR,PLASTIC,1.05V,25W,0to+100C,6MB,Penryn P9500, FSB1066, 6MB	SA
..1	1105-001923	1GB*1_SEC_(1GB_D10)	1	IC-DRAM MODULE	M471B2874DZ1-CF8,DDR3 SDRAM,1GByte,128Mx64,SODIMM,204P,67.6x30mm,8ns,1.425/1.575V,-,0to+85C,420mA,TR	SA
..1	3903-000025	POWERCORD	1	CBF-POWER CORD	DT,KR,CP2(LP-57),IEC320 C7,250/250V,2.5/2.5A,BLK,1830mm,-,H03VVH2-F 2x0.75mm^2,	SC
..1	6001-000730	BOTTOM+HINGE-L	2	SCREW-MACHINE	CH,+,-,M2,L7,ZPC(BLK),SWRCH18A,FP,NYLOK,HD4,HT1	SA
..1	6001-000730	BOTTOM+HINGE-R	2	SCREW-MACHINE	CH,+,-,M2,L7,ZPC(BLK),SWRCH18A,FP,NYLOK,HD4,HT1	SA
..1	6001-000730	BOTTOM+M/D+TOP	1	SCREW-MACHINE	CH,+,-,M2,L7,ZPC(BLK),SWRCH18A,FP,NYLOK,HD4,HT1	SA
..1	6001-000730	KBD+BRKT_R+BTM	1	SCREW-MACHINE	CH,+,-,M2,L7,ZPC(BLK),SWRCH18A,FP,NYLOK,HD4,HT1	SA
..1	6001-000730	KBD+B_R+MODEM+BTM	1	SCREW-MACHINE	CH,+,-,M2,L7,ZPC(BLK),SWRCH18A,FP,NYLOK,HD4,HT1	SA
..1	6001-000730	KBD+TOP+BOTTOM	1	SCREW-MACHINE	CH,+,-,M2,L7,ZPC(BLK),SWRCH18A,FP,NYLOK,HD4,HT1	SA
..1	6001-000730	KBD+TOP+M/B+BTM+DOOR	1	SCREW-MACHINE	CH,+,-,M2,L7,ZPC(BLK),SWRCH18A,FP,NYLOK,HD4,HT1	SA
..1	6001-000730	KBD+TOP+M/B_BD+BTM	3	SCREW-MACHINE	CH,+,-,M2,L7,ZPC(BLK),SWRCH18A,FP,NYLOK,HD4,HT1	SA
..1	6001-000730	TOP+B-R+BD+H-R+BTM	1	SCREW-MACHINE	CH,+,-,M2,L7,ZPC(BLK),SWRCH18A,FP,NYLOK,HD4,HT1	SA
..1	6001-000730	TOP+BOTTOM	1	SCREW-MACHINE	CH,+,-,M2,L7,ZPC(BLK),SWRCH18A,FP,NYLOK,HD4,HT1	SA
..1	6001-000730	TOP+H-L+MAIN+BTM	1	SCREW-MACHINE	CH,+,-,M2,L7,ZPC(BLK),SWRCH18A,FP,NYLOK,HD4,HT1	SA
..1	6001-000730	TOP+M/B+BOTTOM	3	SCREW-MACHINE	CH,+,-,M2,L7,ZPC(BLK),SWRCH18A,FP,NYLOK,HD4,HT1	SA
..1	6001-000730	TOP+MINI_BD+BTM	2	SCREW-MACHINE	CH,+,-,M2,L7,ZPC(BLK),SWRCH18A,FP,NYLOK,HD4,HT1	SA
..1	6001-000730	TOP+MODEM+BOTTOM	1	SCREW-MACHINE	CH,+,-,M2,L7,ZPC(BLK),SWRCH18A,FP,NYLOK,HD4,HT1	SA
..1	6001-001480	BOTTOM+HINGE	2	SCREW-MACHINE	CH,+,M3,L4.0,ZPC(BLK),SWRCH18A,FP,NYLOCK	SA
..1	6001-001570	BOTTOM+AUDIO_BD	2	SCREW-MACHINE	CH,+,-,M2,L4,ZPC(BLK),SWRCH18A,FP,NYLOCK,T1.0	SA
..1	6001-001570	BOTTOM+BRKT_ODD	1	SCREW-MACHINE	CH,+,-,M2,L4,ZPC(BLK),SWRCH18A,FP,NYLOCK,T1.0	SA
..1	6001-001570	BOTTOM+DOOR_HDD	2	SCREW-MACHINE	CH,+,-,M2,L4,ZPC(BLK),SWRCH18A,FP,NYLOCK,T1.0	SA
..1	6001-001570	BOTTOM+MAIN_BD	2	SCREW-MACHINE	CH,+,-,M2,L4,ZPC(BLK),SWRCH18A,FP,NYLOCK,T1.0	SA
..1	6001-001570	BOTTOM+MODEM_BD	1	SCREW-MACHINE	CH,+,-,M2,L4,ZPC(BLK),SWRCH18A,FP,NYLOCK,T1.0	SA
..1	6001-001570	TOP+BOTTOM	1	SCREW-MACHINE	CH,+,-,M2,L4,ZPC(BLK),SWRCH18A,FP,NYLOCK,T1.0	SA
..1	6001-001650	BOTTOM+AUDIO_LED_FPC	2	SCREW-MACHINE	BH,+,-,M2,L3,NI PLT,SWRCH18A,FP,NYLOCK,HEAD HT0.7	SA
..1	6001-001650	BOTTOM+ITM_CARD	1	SCREW-MACHINE	BH,+,-,M2,L3,NI PLT,SWRCH18A,FP,NYLOCK,HEAD HT0.7	SA
..1	6001-001650	BOTTOM+MINICARDBD	3	SCREW-MACHINE	BH,+,-,M2,L3,NI PLT,SWRCH18A,FP,NYLOCK,HEAD HT0.7	SA
..1	6001-001650	BOTTOM+W/L_CARD	1	SCREW-MACHINE	BH,+,-,M2,L3,NI PLT,SWRCH18A,FP,NYLOCK,HEAD HT0.7	SA
..1	6001-001650	TOP+BT	1	SCREW-MACHINE	BH,+,-,M2,L3,NI PLT,SWRCH18A,FP,NYLOCK,HEAD HT0.7	SA
..1	6001-001650	TOP+HOLDER-FINGER	1	SCREW-MACHINE	BH,+,-,M2,L3,NI PLT,SWRCH18A,FP,NYLOCK,HEAD HT0.7	SA
..1	BA39-00753A	BT CABLE	1	WIRE HARNESS-BLUETOOTH	SANTORINI,WIRE,UL10064,4P,80mm,GRY,AWG32,MOLEX:51021-0400,JST:08SUR-32,TR,5V,1.25,80mm,-,-,NOSHIELD	SA
..1	BA39-00756A	PCIE CABLE	1	WIRE HARNESS-PCIEPOWER	SANTORINI,WIRE,UL1571,4P,70mm,GRY,AWG28,MOLEX:51021-1000,JAE:10SR-3S,TR,5V,1.25,70mm,-,-,NOSHIELD	SA
..1	BA41-00948A	FPC-LED(AFC)	1	FPC-AUDIO_LED	SANTORINI,0.1,Cu/PI/Cold plating,8, 24PIN,T0.3mm,W82.9*L185.6MM,Audio, LED FPC	SA
..1	BA41-00949A	FPC-CARD(AFC)	1	FPC-PCIE	SANTORINI,0.1,Cu/PI/Cold plating,71PIN,T0.3mm,W43.3*L21.6MM,PCIe	SA
..1	BA41-00950A	FPC-HDD(AFC)	1	FPC-HDD	SANTORINI,0.1,Cu/PI/Cold plating,12PIN,T0.3mm,W31.4*L44.8MM,HDD	SA
..1	BA41-00955A	FFC-FINGER	1	FFC-FINGER_SUB	SANTORINI,1.0,POLYAMIDE,12P,T0.3,L155.1*W6.5*T0.3MM,FINGER_SUB FFC	SA
..1	BA41-00957A	FFC-MODEM	1	FFC-MODEM_SUB	SANTORINI,1.0,POLYAMIDE,32P,T0.3,L139.*8W16.5*T0.3MM,MODEM_SUB FFC	SA
..1	BA43-00149A	BATTERY(SDI_6C)	1	BATTERY	P32R07-02-H01,SEDONA,Li-ion,2P3S,5200mAh,Cylindrical,12.95V,-,11.1V,0to60C,3500mA,-,BLACK,9.0V,8.0A,9.0V,-,BK,-,-	SC
..1	BA43-00150A	BATTERY(6C_SANYO)	1	BATTERY	3UR18650F-2-SDN-12,Sedona,Li-ion,2P3S,5200mAh,Cylindrical,12.95V,-,11.1V,0to60C,3500mAh,Cylinder18650,BLACK,9.0V,8.0A,9.	SC
..1	BA44-00238A	ADAPTER[LISHIN]	1	ADAPTOR	0335C1960,AD-6019,-,90to264Vac,47to63Hz,19VDC,3.16A,-,60W,AC/DC,-,W107*L47*H30mm,-	SA
..1	BA44-00243A	ADAPTER[DEITA]	1	ADAPTOR	ADP-60ZH A,AD-6019,-,90to264Vac,47to63Hz,19VDC,3.16A,-,60W,AC/DC,0to40C,W107*L47*H30mm,-	SA
..1	BA46-08515A	BIOS	1	BIOS	SANTORINI,-,SYSTEM,ALL,00LY,-,-	SNA
..1	BA46-09465A	HDM/KOR	1	S/W HDM-WINVISTAU	SANTORINI,WINVISTAU,-,KOR,-,-,EXT	SNA
..1	BA59-01691A	BLUETOOTH	1	MODULE-BLUETOOTH	Bluetooth V2.0,T60H928.01,Bluetooth Module,USB I/F,V2.0,Class 2 RF,-,-,W26*L14*	SA
..1	BA59-01916A	BLUETOOTH	1	MODULE-BLUETOOTH	Bluetooth Version 2.0,BTO2P0B2SA,Bluetooth Module,USB I/F,BTW 5.0,Max Throughput 3Mbps,-,-,W26*L14*H5.1mm,TR,RIO, Sorren	SA
..1	BA59-02273A	WLAN(3*3)	1	MODULE-WLAN	N/P,533AN_MMWG,-,802.11AGN,mini card,3TX 3RX,-,-,W30.0*L50.95*H4.8mm,BK,-	SA
..1	BA59-02309A	MODULE-ITM	1	MODULE-ITM	MADRID,NVCPEMWR002G2,Mini Card,2GB capacitance,FM size (Full Minicard),52Pin,-,-,30*50mm,TR,Intel Turbo memory	SA
..1	BA59-02341A	320G_HGST	1	HDD	320G,HTS543232L9A300,S63,H16,D16385,9.5mm,2.5INCH,SATA,160G/P,5400RPM,FDB	SA
..1	BA59-02347A	320G_FJTS	1	HDD	320G,MHZ2320BH-G2,S63,H16,D16385,9.5mm,2.5INCH,SATA,160G/P,5400RPM,FDB	SA
..1	BA59-02355A	320G_SEC	1	HDD	320G,HM320JI,S63,H16,D16385,9.5mm,2.5INCH,SATA,160G/P,5400RPM,FDB	SA
..1	BA59-02364B	KBD_KOR	1	KEYBOARD	SANTORINI,88,Membrane,-,KOR,-,BLACK,-	SA
..1	BA59-02377A	320G_TSB	1	HDD	320G,MK3252GSX,S63,H16,D16385,H9.5mm,2.5INCH,SATA,160G/P,5400RPM,FDB	SA

- 이 문서는 삼성전자의 기술 자산으로 승인자만이 사용할 수 있습니다 -
- This Document can not be used without Samsung's authorization -

6. Material List

6 - 1. Material List

Level	Parts Code	Assembled	EA	Description	Spec.	Service
..1	BA69-00560L	BOX-SYSTEM	1	BOX-SYSTEM	XIAN,PAPER,A-Hand Type,-,-,-,-,L418*W100*H385mm,-,397g,-	SNA
..1	BA69-00722A	CUSHION	2	CUSHION-SYSTEM	Santorini,EPE,-,W98,L340,H75mm,70g,WHT,-,-,-	SNA
..1	BA75-02120A	HOUSING-TOP	1	UNIT-HOUSING_TOP	SANTORINI,SESC,ASSY,W333*L245.7*H4.75*T1.5,BLACK&UV,-,-,-	SA
....2	BA39-00748A	HOUSING-TOP	1	CBF HARNESS-MIC	Santorini,-,-,2P,240mm,WHT/BLK,AWG32,MO:51021-0200,-,-,-,2.0mm,240mm,-,TC2008E052,Mic Harness	SA
....2	BA41-00956A	HOUSING-TOP	1	FFC-TOUCHPAD	SANTORINI,1.0,POLYAMIDE,6P,T0.3,L80.0*W7.0*T0.3MM,TOUCHPAD FFC	SA
....2	BA59-02411A	HOUSING-TOP	1	BOARD-TOUCHPAD	SAMOA,TM-01020-004,C/M,PCB,6PIN,T0.86*L67.0*H40.0,Support Gesture fuction	SA
....2	BA81-05438A	HOUSING-TOP	1	TAPE-TOUCHPAD	XIAN,DOMESTIC,L66.06*W38*T0.13mm,3M200,NTR,-,-	SNA
....2	BA81-05613A	HOUSING-TOP	1	UNIT-HOUSING_TOP-SVC	SANTORINI,ASSY,W333*L245.7*H4.75,T1.5,MECH SVC,-,-	SA
.....3	6001-001650	HOUSING-TOP	2	SCREW-MACHINE	BH,+,-,M2,L3,NI PLT,SWRCH18A,FP,NYLOCK,HEAD HT0.7	SA
.....3	BA68-20323A	HOUSING-TOP	1	LABEL CAUTION	NOTE PC,-,PET,T0.06,W30.0,L21.0MM,-,WHT,-,-,-,-,-	SNA
.....3	BA81-03448A	HOUSING-TOP	4	RUBBER-FRONT_LOWER	HAINAN2,DOMESTIC,SR,W6.9*L3.3*H2.5mm,BLACK,RUBBER-FRONT_LOWER,-	SA
.....3	BA81-05538A	HOUSING-TOP	1	COVER-BUTTON_POWER	SANTORINI,SEC,AL SHEET T0.5,W14.7*L5.7mm,BLACK,-,-	SNA
.....3	BA81-05539A	HOUSING-TOP	1	COVER-TOP	SANTORINI,SEC,PC SHEET T0.3,W155.0*L113.0mm,BLACK,-,-	SNA
.....3	BA81-05548A	HOUSING-TOP	1	BRACKET-REINFORE_R	SANTORINI,SEC,Mg T0.7,W136.2*L173.4*H11mm,NATURAL,-,-	SNA
.....3	BA81-05556A	HOUSING-TOP	1	HOUSING-TOP	SANTORINI,SEC,PCT1.5,W333*L245.7*H4.75mm,BLACK,-,-	SNA
.....3	BA81-05558A	HOUSING-TOP	1	KNOB-POWER	SANTORINI,SEC,PC/ABS T1.5,W16.7*L18.7*H6.95mm,BLACK,-,-	SNA
.....3	BA81-05559A	HOUSING-TOP	1	KNOB-TOUCHPAD	SANTORINI,SEC,PC/ABS T1.5,W76.5*L26.3*H4.2mm,BLACK,-,-	SNA
.....3	BA81-05572A	HOUSING-TOP	1	LENS-LED	SANTORIN,T1.2,W66.6*L8.9*H2.0mm,PC CLEAR,-,-,-	SNA
....2	BA81-05614A	HOUSING-TOP	1	INSULATOR-TOUCHPAD	SANTORINI,PC,W74.0*L45.9,T0.3mm,BLACK,-	SA
....2	BA81-05637A	HOUSING-TOP	1	SHIELD-TOUCHPAD	SANTORINI,SESC,AL SHEET,W55.3*L10.9,T0.1mm,NATURAL,-	SNA
....2	BA96-03773A	HOUSING-TOP	1	ASSY SPEAKER	SANTORINI,-,95/340 mm,RED/BLK,WHT/BLK,PB18CEG04SL-A-9GH2	SA
..1	BA75-02121A	HOUSING-BOTTOM	1	UNIT-HOUSING_BOTTOM	SANTORINI,SESC,ASSY,W333*L245.7*H21.2*T0.6,METALLIC BLACK,-,Mg,-	SA
....2	6009-001448	HOUSING-BOTTOM	2	SCREW-SET	-,-,-,M6,L3,MBNI CLASS-I,BRASS,SET,PITCH 0.5	SNA
....2	BA61-00039A	HOUSING-BOTTOM	1	SPRING ETC-DOCKING	BAUHAUS,STS304-WPA,CD0.2,-,OD2.0mm,-,Turn2,-,-,-,-	SA
....2	BA61-00780A	HOUSING-BOTTOM	2	SPRING ETC-BATT	AQUILA-P,STS304,CD0.3,ID2.5,OD3.1,L15mm,Turn10,T0.3,BATT,-,-	SA
....2	BA63-00428A	HOUSING-BOTTOM	9	GASKET-USB	BLADE2,CONDUCTIVE FABRIC,T1.5,W4,L9,-,-,USB	SNA
....2	BA81-02717A	HOUSING-BOTTOM	1	GASKET-1394	TORINO,DOMESTIC,GASKET,W5*L5*H3,NATURAL,GASKET-1394,-	SNA
....2	BA81-04970A	HOUSING-BOTTOM	2	DOOR-DOCKING	OXFORD,PC,W56.2*L6*H4,T1mm,BLACK,-,-	SA
....2	BA81-05059A	HOUSING-BOTTOM	1	KNOB-BATTERY_L	SAMOA,PC/ABS,W20.1*L4.6*T7.3mm,Black,-,-,-	SA
....2	BA81-05060A	HOUSING-BOTTOM	1	KNOB-BATTERY_R	SAMOA,PC/ABS,W20.1*L4.6*T7.3mm,Black,-,-,-	SA
....2	BA81-05061A	HOUSING-BOTTOM	1	LINK-BATTERY_L	SAMOA,POM,W31*L9.8*T4.6mm,White,-,-,-	SA
....2	BA81-05087A	HOUSING-BOTTOM	2	INSULATOR-DOCKING	SAMOA,PC,W20*L18*T0.15mm,Black,-,-	SNA
....2	BA81-05552A	HOUSING-BOTTOM	1	HOUSING-BOTTOM	SANTORINI,SEC,Mg T0.6,W333*L245.7*H21.2mm,BLACK,-,-	SNA
....2	BA81-05560A	HOUSING-BOTTOM	1	LINK-BATTERY_R	SANTORINI,SEC,POM,W31*L9.8*H4.6mm,NATURAL,-,-	SA
....2	BA81-05615A	HOUSING-BOTTOM	5	RUBBER-FOOT	SANTORINI,SESC,SILICON,H80,W5.9*L14.0*H5.0mm,SE1004,-	SA
....2	BA81-05616A	HOUSING-BOTTOM	4	RUBBER-HDD	SANTORINI,SESC,PORON HH48,H70,W6.0*L10.0*H1.0mm,-,-	SNA
....2	BA81-05622A	HOUSING-BOTTOM	1	CAP-7IN1	SANTORINI,SESC,SILICON,H80,BLACK,W26.2*L21.2*H4.8mm,-	SA
....2	BA81-05631A	HOUSING-BOTTOM	2	GASKET-7IN1	SANTORINI,SESC,CONDUCTIVE SPONGE,W6.0*L6.0*H1.5mm,NATURAL,-,-	SNA
....2	BA81-05904A	HOUSING-BOTTOM	1	RUBBER-HDD_FRONT	SANTORINI,SILICONE RUBBER H70,W8.0*L5.0*T1.5mm,BLACK,-,-,-	SNA
....2	BA81-05905A	HOUSING-BOTTOM	1	RUBBER-HDD_REAR	SANTORINI,SILICONE RUBBER H70,W15.0*L6.0*T1.5mm,BLACK,-,-,-	SNA
....2	BA81-05906A	HOUSING-BOTTOM	6	RUBBER-HDD_SHOCK	SANTORINI,SILICONE RUBBER H70,W8.0*L10.0*T1.5mm,BLACK,-,-,-	SNA
..1	BA75-02122A	HDD	1	UNIT-DOOR_HDD	SANTORINI,SESC,ASSY,W118.8*L82.4*H1.5*T0.6,METALLIC BLACK,-,Mg,-	SA
....2	BA81-05540A	DOOR-HDD	1	DOOR-HDD	SANTORINI,SEC,Mg T0.6,W118.8*L82.4*H1.5mm,BLACK,-,-	SNA
....2	BA81-05616A	DOOR-HDD	4	RUBBER-HDD	SANTORINI,SESC,PORON HH48,H70,W6.0*L10.0*H1.0mm,-,-	SNA
..1	BA81-05063A	HOUSING-TOP	1	CAP-FINGER	SAMOA,Al,W278*L113*T1.2mm,Silver,-,-,-	SNA
..1	BA81-05549A	HOUSING-BOTTOM	1	DOOR-MEMORY	SANTORINI,SEC,PC/GF T1.0,W89.7*L78.6*H2.3mm,BLACK,-,-	SA
..1	BA81-05551A	HOUSING-BOTTOM	1	CAP-EXPRESS	SANTORINI,SEC,PC/ABS T1.5,W25.1*L30mm,BLACK,-,-	SA
..1	BA81-05557A	FINGER-BD	1	HOLDER-FINGER_PRINT	SANTORINI,SEC,PC/ABS,W30.0*L40.0*H10.0mm,BLACK,-,-	SA
..1	BA81-05629A	HOUSING-BACK	1	PROTECTOR-LCD_BACK	SANTORINI,SH94,W319.5*L218.5*T0.1mm,NTR,-,-,-	SA
..1	BA81-05632A	BRKT-R+BOTTOM	2	SCREW-MACHINE	SANTORINI,SESC,SWRCH18A 3+ CROME,BH+,M2.0*L2.0mm,FP,NI,WHT	SA
..1	BA81-05632A	TOP+BOTTOM	3	SCREW-MACHINE	SANTORINI,SESC,SWRCH18A 3+ CROME,BH+,M2.0*L2.0mm,FP,NI,WHT	SA
..1	BA81-05638A	FINGER_BD	1	SHIELD-FINGER	SANTORINI,SESC,AL SHEET,W20.9*L13.4,T0.1mm,NATURAL,-	SNA
..1	BA81-05640A	LCD-BACK	1	SHIELD-CAMERA	SANTORINI,SESC,AL SHEET,W65.0*L10.0*T0.1mm,NATURAL,-,-	SNA
..1	BA92-04982A	TOP(DOCK)	1	ASSY MOTHER BD-TOP	SANTORINI,PENRYN 2.53G_25W,-,3MB L2 CACHE,256MB,-,MOBILE,GM45	SA
....2	0203-001869	AUDIO BD	0.03	TAPE-KAPTONE	K-CJ01,T0.06,W10,L33000mm,YELLOW,ROLL TYPE	SNA
....2	6001-001570	ODD CON	2	SCREW-MACHINE	CH,+,-,M2,L4,ZPC(BLK),SWRCH18A,FP,NYLOCK,T1.0	SA
....2	BA39-00431A	RTC	1	WIRE HARNESS	RTC battery assy.,-,UL 1061,2,71mm,BLUE,AWG28,MOLEX 51021-0200,MOLEX 50058-8000,	SA
....2	BA68-40005L	PBA CODE	1	LABEL-BARCODE	NOTE PC,-,WHITE PET,-,W40.0,L6.0MM,-,-,-,-	SNA
....2	BA81-05081A	RUBBER-GUIDE_A	6	RUBBER-SUPPORT	SAMOA,SR,W5*L5*T4.5mm,Black,-,-,-	SNA

- 이 문서는 삼성전자의 기술 자산으로 승인자만이 사용할 수 있습니다 -
- This Document can not be used without Samsung's authorization -

6. Material List

6 - 1. Material List

Level	Parts Code	Assembled	EA	Description	Spec.	Service
....2	BA81-05658A	INSULATOR_DOCKING	4	INSULATOR-DOCKING_PBA	SANTORINI,SESC,PC T0.15,W4.0*L6.0mm,BLACK,-	SNA
....2	BA81-05968A	MODEM BD	1	RUBBER-CABLE_CAMERA	SANTORINI,SILICON RUBBER,W6.0*L4.0*H4.0mm,BLACK,-,-,-	SNA
....2	BA92-04982B	SMT	1	ASSY MOTHER BD-SMT	SANTORINI,PENRYN 2.53G_25W,-,3MB L2 CACHE,256MB,-,MOBILE,GM45	SNA
.....3	BA92-04982C	SMT_U	1	ASSY MOTHER BD-SMT_U	SANTORINI,PENRYN 2.53G_25W,-,3MB L2 CACHE,256MB,-,MOBILE,GM45	SNA
.....4	0401-000132	D507	1	DIODE-SWITCHING	BAV99,70V,50mA,SOT-23,TP	SNA
.....4	0401-000132	D508	1	DIODE-SWITCHING	BAV99,70V,50mA,SOT-23,TP	SNA
.....4	0401-001197	D503	1	DIODE-SWITCHING	MMBD4148W,100VV,300mA,SOT-323,TP	SA
.....4	0401-001197	D517	1	DIODE-SWITCHING	MMBD4148W,100VV,300mA,SOT-323,TP	SA
.....4	0402-001024	D502	1	DIODE-RECTIFIER	MBR0540,40V,0.5A,SOD-123,TP	SNA
.....4	0402-001405	D501	1	DIODE-SCHOTTKY	B340A,40V,3000mA,SMA,TP	SNA
.....4	0403-001047	ZD500	1	DIODE-ZENER	BZX84C12L,5%,225mW,SOT-23,TP	SA
.....4	0404-001003	D511	1	DIODE-SCHOTTKY	BAT54W,30V,200mA,SOT-323,TP	SNA
.....4	0404-001003	D512	1	DIODE-SCHOTTKY	BAT54W,30V,200mA,SOT-323,TP	SNA
.....4	0404-001003	D514	1	DIODE-SCHOTTKY	BAT54W,30V,200mA,SOT-323,TP	SNA
.....4	0404-001003	D516	1	DIODE-SCHOTTKY	BAT54W,30V,200mA,SOT-323,TP	SNA
.....4	0404-001016	D510	1	DIODE-SCHOTTKY	BAT54AW,30V,200MA,SOT-323,TP	SNA
.....4	0404-001016	D518	1	DIODE-SCHOTTKY	BAT54AW,30V,200MA,SOT-323,TP	SNA
.....4	0404-001016	D520	1	DIODE-SCHOTTKY	BAT54AW,30V,200MA,SOT-323,TP	SNA
.....4	0404-001016	D522	1	DIODE-SCHOTTKY	BAT54AW,30V,200MA,SOT-323,TP	SNA
.....4	0404-001088	D513	1	DIODE-SCHOTTKY	BAT54CW,30V,200MA,SOT-323,TP	SNA
.....4	0404-001382	D500	1	DIODE-SCHOTTKY	CRS06,20V,1000mA,3-2A1A,TP	SNA
.....4	0501-002478	Q518	1	TR-SMALL SIGNAL	PMST3904,NPN,200MW,SOT-323,TP,100/-/300	SNA
.....4	0501-002478	Q528	1	TR-SMALL SIGNAL	PMST3904,NPN,200MW,SOT-323,TP,100/-/300	SNA
.....4	0501-002478	Q536	1	TR-SMALL SIGNAL	PMST3904,NPN,200MW,SOT-323,TP,100/-/300	SNA
.....4	0501-002478	Q537	1	TR-SMALL SIGNAL	PMST3904,NPN,200MW,SOT-323,TP,100/-/300	SNA
.....4	0502-001226	Q505	1	TR-POWER	BCP69,PNP,1350MW,SOT-223,TP,100-250	SNA
.....4	0502-001226	Q506	1	TR-POWER	BCP69,PNP,1350MW,SOT-223,TP,100-250	SNA
.....4	0504-001157	Q541	1	TR-DIGITAL	DTA114YUA,PNP,200mW,10K/47K,UMT3,TP	SNA
.....4	0505-001049	Q534	1	FET-SILICON	BSS84,P,-50V,-130mA,-,360W,SOT-23	SNA
.....4	0505-001049	Q538	1	FET-SILICON	BSS84,P,-50V,-130mA,-,360W,SOT-23	SNA
.....4	0505-001049	Q539	1	FET-SILICON	BSS84,P,-50V,-130mA,-,360W,SOT-23	SNA
.....4	0505-001049	Q546	1	FET-SILICON	BSS84,P,-50V,-130mA,-,360W,SOT-23	SNA
.....4	0505-001173	Q520	1	FET-SILICON	PHKD13N03LT,N,30V,10.4A,0.02ohm,3.57W,SO-8	SNA
.....4	0505-001173	Q525	1	FET-SILICON	PHKD13N03LT,N,30V,10.4A,0.02ohm,3.57W,SO-8	SNA
.....4	0505-001173	Q545	1	FET-SILICON	PHKD13N03LT,N,30V,10.4A,0.02ohm,3.57W,SO-8	SNA
.....4	0505-001883	Q510	1	FET-SILICON	RHU002N06,N,60V,200MA,3.3OHM,0.15W,SOT-323	SNA
.....4	0505-001883	Q511	1	FET-SILICON	RHU002N06,N,60V,200MA,3.3OHM,0.15W,SOT-323	SNA
.....4	0505-001883	Q523	1	FET-SILICON	RHU002N06,N,60V,200MA,3.3OHM,0.15W,SOT-323	SNA
.....4	0505-001883	Q532	1	FET-SILICON	RHU002N06,N,60V,200MA,3.3OHM,0.15W,SOT-323	SNA
.....4	0505-001883	Q540	1	FET-SILICON	RHU002N06,N,60V,200MA,3.3OHM,0.15W,SOT-323	SNA
.....4	0505-001883	Q542	1	FET-SILICON	RHU002N06,N,60V,200MA,3.3OHM,0.15W,SOT-323	SNA
.....4	0505-002068	Q502	1	FET-SILICON	SM6K2,N,60V,200mA,4ohm,.2W,SOT-23-6	SNA
.....4	0505-002068	Q530	1	FET-SILICON	SM6K2,N,60V,200mA,4ohm,.2W,SOT-23-6	SNA
.....4	0505-002183	U502	1	FET-SILICON	AP4435GM,P,-30V,-8A,0.015ohm,2.5W,SO-8	SNA
.....4	0505-002183	U506	1	FET-SILICON	AP4435GM,P,-30V,-8A,0.015ohm,2.5W,SO-8	SNA
.....4	0505-002183	U508	1	FET-SILICON	AP4435GM,P,-30V,-8A,0.015ohm,2.5W,SO-8	SNA
.....4	0505-002183	U509	1	FET-SILICON	AP4435GM,P,-30V,-8A,0.015ohm,2.5W,SO-8	SNA
.....4	0505-002189	Q519	1	FET-SILICON	AP6680AGM,N,30V,12A,0.0165ohm,2.5W,SO-8	SNA
.....4	0505-002189	Q521	1	FET-SILICON	AP6680AGM,N,30V,12A,0.0165ohm,2.5W,SO-8	SNA
.....4	0505-002189	Q524	1	FET-SILICON	AP6680AGM,N,30V,12A,0.0165ohm,2.5W,SO-8	SNA
.....4	0505-002189	Q526	1	FET-SILICON	AP6680AGM,N,30V,12A,0.0165ohm,2.5W,SO-8	SNA
.....4	0505-002189	Q527	1	FET-SILICON	AP6680AGM,N,30V,12A,0.0165ohm,2.5W,SO-8	SNA
.....4	0505-002189	Q531	1	FET-SILICON	AP6680AGM,N,30V,12A,0.0165ohm,2.5W,SO-8	SNA
.....4	0505-002332	Q504	1	FET-SILICON	Si7686DP,N,30V,35A,0.0095ohm,37.9W,SO-8 (PowerPAK)	SNA
.....4	0505-002332	Q515	1	FET-SILICON	Si7686DP,N,30V,35A,0.0095ohm,37.9W,SO-8 (PowerPAK)	SNA
.....4	0505-002333	Q507	1	FET-SILICON	Si7634BDP,N,30V,40A,0.0054ohm,48W,SO-8 (PowerPAK)	SNA
.....4	0505-002333	Q508	1	FET-SILICON	Si7634BDP,N,30V,40A,0.0054ohm,48W,SO-8 (PowerPAK)	SNA
.....4	0505-002333	Q514	1	FET-SILICON	Si7634BDP,N,30V,40A,0.0054ohm,48W,SO-8 (PowerPAK)	SNA
.....4	0505-002333	Q516	1	FET-SILICON	Si7634BDP,N,30V,40A,0.0054ohm,48W,SO-8 (PowerPAK)	SNA
.....4	0601-002037	LED500	1	LED	SMD,BLUE,1.6x0.8x0.4mm,465/470nm,1.6x0.8x0.4mm	SA

- 이 문서는 삼성전자의 기술 자산으로 승인자만이 사용할 수 있습니다 -
- This Document can not be used without Samsung's authorization -

6. Material List

6 - 1. Material List

Level	Parts Code	Assembled	EA	Description	Spec.	Service
.....4	0904-002378	U515	1	IC-I/O CONTROLLER	AF82801IBM,mBGA,676P,31x31mm,100MHz,TR,PLASTIC,3.3V,4.3W,0to+113C,ICH9-M(BASE)	SA
.....4	1001-001251	U503	1	IC-ANALOG MULTIPLEX	PI5V330QX,-,QSOP,16P,150MIL,DUAL,5V,-40to85C,PLASTIC,0.5W,10Ohm,5ns,5ns,1uA,TP,-	SNA
.....4	1001-001251	U507	1	IC-ANALOG MULTIPLEX	PI5V330QX,-,QSOP,16P,150MIL,DUAL,5V,-40to85C,PLASTIC,0.5W,10Ohm,5ns,5ns,1uA,TP,-	SNA
.....4	1001-001551	U576	1	IC-VIDEO SWITCH	PS8122,DMI TMDS S/W & CMOS,QFN,48P,7x7mm,-,3.3V,0to+70C,PLASTIC,1.0W,-,2ns,2ns,2uA,TP,-	SA
.....4	1105-001882	U517	1	IC-GDDR3	K4J10324QD-H12,GDDR3 SDRAM,1Gbit,4Mx32bitx8banks,FBGA,136P,11x14mm,0.23ns,1.7/1.9V,-,+125C,-,TR	SA
.....4	1105-001882	U521	1	IC-GDDR3	K4J10324QD-H12,GDDR3 SDRAM,1Gbit,4Mx32bitx8banks,FBGA,136P,11x14mm,0.23ns,1.7/1.9V,-,+125C,-,TR	SA
.....4	1203-003344	U522	1	IC-POSI.FIXED REG.	MIC5252,SOT-23,5P,2.9x1.6mm,PLASTIC,4.702/4.797V,-,–40to+125C,425mA,-,TP,-	SNA
.....4	1203-003765	U512	1	IC-PWM CONTROLLER	SC486IMLTRT,MLP,24P,4x4mm,PLASTIC,1.5/3V,-,-40to+150C,2A,-,TP	SA
.....4	1203-003765	U518	1	IC-PWM CONTROLLER	SC486IMLTRT,MLP,24P,4x4mm,PLASTIC,1.5/3V,-,-40to+150C,2A,-,TP	SA
.....4	1203-004471	U505	1	IC-PWM CONTROLLER	ISL6256AHRZ-T,QFN,28P,5x5mm,PLASTIC,4.925/5.225V,-,-10to+100C,-,2.365/2.415V,TP	SA
.....4	1203-004685	U511	1	IC-PWM CONTROLLER	SC415,MLPQ,24P,4x4mm,PLASTIC,0.75/5V,-,-40to+85C,-,-,TP	SA
.....4	1203-004687	U510	1	IC-PWM CONTROLLER	TPS51120,QFN,32P,5x5mm,PLASTIC,-0.1/5.5V,2600mW,-40to+85C,20A,1.97/2.03V,TP	SA
.....4	1203-004943	U519	1	IC-PWM CONTROLLER	SC471MLTRT,MLPQ,16P,3X3mm,PLASTIC,0.75V/5.25V,-,-40to+125C,1mA,-,TP	SA
.....4	1203-005009	U504	1	IC-PWM CONTROLLER	ISL6266AHRZ-T,QFN,48P,7x7mm,PLASTIC,0.3/1.5V,-,-10to+125,2A,-,TP	SA
.....4	1205-002596	U10	1	IC-SWITCH	TPS2062,SOIC,8P,5x6x1.65mm,PLASTIC,5V,585.82mW,-40to+85C,TP,-	SA
.....4	1205-003495	U523	1	IC-CODEC	ALC262-VD2-GR,LQFP,48P,7x7mm,PLASTIC,3.35.0V,-,0to+70C,TR,D2 Version	SA
.....4	1209-001718	U514	1	IC-SENSOR	EMC2102,QFN,28P,5x5mm,PLASTIC,5.5V,0.9W,0to+125C,TP	SA
.....4	1404-001089	TH500	1	THERMISTOR-PTC	0.21ohm,-,-,6Vac,40A,2.2A,TP	SNA
.....4	1404-001152	TH1	1	THERMISTOR-NTC	10KOHM,5%,3380K,1MW/C,TP	SNA
.....4	2007-000057	R744	1	R-CHIP	40.2Kohm,1%,1/10W,TP,1608	SNA
.....4	2007-000057	R750	1	R-CHIP	40.2Kohm,1%,1/10W,TP,1608	SNA
.....4	2007-000066	R618	1	R-CHIP	20Kohm,1%,1/10W,TP,1608	SNA
.....4	2007-000066	R650	1	R-CHIP	20Kohm,1%,1/10W,TP,1608	SNA
.....4	2007-000066	R724	1	R-CHIP	20Kohm,1%,1/10W,TP,1608	SNA
.....4	2007-000067	R656	1	R-CHIP	15Kohm,1%,1/10W,TP,1608	SNA
.....4	2007-000070	R593	1	R-CHIP	0ohm,5%,1/10W,TP,1608	SNA
.....4	2007-000070	R721	1	R-CHIP	0ohm,5%,1/10W,TP,1608	SNA
.....4	2007-000070	R760	1	R-CHIP	0ohm,5%,1/10W,TP,1608	SNA
.....4	2007-000141	R509	1	R-CHIP	2.2Kohm,5%,1/16W,TP,1005	SNA
.....4	2007-000141	R510	1	R-CHIP	2.2Kohm,5%,1/16W,TP,1005	SNA
.....4	2007-000141	R733	1	R-CHIP	2.2Kohm,5%,1/16W,TP,1005	SNA
.....4	2007-000141	R758	1	R-CHIP	2.2Kohm,5%,1/16W,TP,1005	SNA
.....4	2007-000141	R766	1	R-CHIP	2.2Kohm,5%,1/16W,TP,1005	SNA
.....4	2007-000141	R767	1	R-CHIP	2.2Kohm,5%,1/16W,TP,1005	SNA
.....4	2007-000141	R775	1	R-CHIP	2.2Kohm,5%,1/16W,TP,1005	SNA
.....4	2007-000141	R776	1	R-CHIP	2.2Kohm,5%,1/16W,TP,1005	SNA
.....4	2007-000141	R778	1	R-CHIP	2.2Kohm,5%,1/16W,TP,1005	SNA
.....4	2007-000141	R800	1	R-CHIP	2.2Kohm,5%,1/16W,TP,1005	SNA
.....4	2007-000141	R801	1	R-CHIP	2.2Kohm,5%,1/16W,TP,1005	SNA
.....4	2007-000143	R521	1	R-CHIP	4.7Kohm,5%,1/16W,TP,1005	SNA
.....4	2007-000143	R523	1	R-CHIP	4.7Kohm,5%,1/16W,TP,1005	SNA
.....4	2007-000143	R528	1	R-CHIP	4.7Kohm,5%,1/16W,TP,1005	SNA
.....4	2007-000143	R529	1	R-CHIP	4.7Kohm,5%,1/16W,TP,1005	SNA
.....4	2007-000143	R597	1	R-CHIP	4.7Kohm,5%,1/16W,TP,1005	SNA
.....4	2007-000143	R601	1	R-CHIP	4.7Kohm,5%,1/16W,TP,1005	SNA
.....4	2007-000143	R720	1	R-CHIP	4.7Kohm,5%,1/16W,TP,1005	SNA
.....4	2007-000143	R833	1	R-CHIP	4.7Kohm,5%,1/16W,TP,1005	SNA
.....4	2007-000147	R574	1	R-CHIP	8.2Kohm,5%,1/16W,TP,1005	SNA
.....4	2007-000157	R566	1	R-CHIP	47Kohm,5%,1/16W,TP,1005	SNA
.....4	2007-000168	R567	1	R-CHIP	470Kohm,5%,1/16W,TP,1005	SNA
.....4	2007-000168	R592	1	R-CHIP	470Kohm,5%,1/16W,TP,1005	SNA
.....4	2007-000168	R729	1	R-CHIP	470Kohm,5%,1/16W,TP,1005	SNA
.....4	2007-000168	R730	1	R-CHIP	470Kohm,5%,1/16W,TP,1005	SNA
.....4	2007-000171	R525	1	R-CHIP	0ohm,5%,1/16W,TP,1005	SNA
.....4	2007-000171	R563	1	R-CHIP	0ohm,5%,1/16W,TP,1005	SNA
.....4	2007-000171	R564	1	R-CHIP	0ohm,5%,1/16W,TP,1005	SNA

- 이 문서는 삼성전자의 기술 자산으로 승인자만이 사용할 수 있습니다 -
- This Document can not be used without Samsung's authorization -

6. Material List

6 - 1. Material List

Level	Parts Code	Assembled	EA	Description	Spec.	Service
.....4	2007-000171	R596	1	R-CHIP	0ohm,5%,1/16W,TP,1005	SNA
.....4	2007-000171	R600	1	R-CHIP	0ohm,5%,1/16W,TP,1005	SNA
.....4	2007-000171	R605	1	R-CHIP	0ohm,5%,1/16W,TP,1005	SNA
.....4	2007-000171	R623	1	R-CHIP	0ohm,5%,1/16W,TP,1005	SNA
.....4	2007-000171	R628	1	R-CHIP	0ohm,5%,1/16W,TP,1005	SNA
.....4	2007-000171	R672	1	R-CHIP	0ohm,5%,1/16W,TP,1005	SNA
.....4	2007-000171	R684	1	R-CHIP	0ohm,5%,1/16W,TP,1005	SNA
.....4	2007-000171	R695	1	R-CHIP	0ohm,5%,1/16W,TP,1005	SNA
.....4	2007-000171	R728	1	R-CHIP	0ohm,5%,1/16W,TP,1005	SNA
.....4	2007-000171	R731	1	R-CHIP	0ohm,5%,1/16W,TP,1005	SNA
.....4	2007-000171	R777	1	R-CHIP	0ohm,5%,1/16W,TP,1005	SNA
.....4	2007-000171	R779	1	R-CHIP	0ohm,5%,1/16W,TP,1005	SNA
.....4	2007-000171	R811	1	R-CHIP	0ohm,5%,1/16W,TP,1005	SNA
.....4	2007-000172	R624	1	R-CHIP	10ohm,5%,1/16W,TP,1005	SNA
.....4	2007-000172	R658	1	R-CHIP	10ohm,5%,1/16W,TP,1005	SNA
.....4	2007-000172	R722	1	R-CHIP	10ohm,5%,1/16W,TP,1005	SNA
.....4	2007-000172	R725	1	R-CHIP	10ohm,5%,1/16W,TP,1005	SNA
.....4	2007-000172	R755	1	R-CHIP	10ohm,5%,1/16W,TP,1005	SNA
.....4	2007-000172	R764	1	R-CHIP	10ohm,5%,1/16W,TP,1005	SNA
.....4	2007-000173	R546	1	R-CHIP	22ohm,5%,1/16W,TP,1005	SNA
.....4	2007-000174	R570	1	R-CHIP	47ohm,5%,1/16W,TP,1005	SNA
.....4	2007-000309	R602	1	R-CHIP	10ohm,5%,1/10W,TP,1608	SA
.....4	2007-000309	R603	1	R-CHIP	10ohm,5%,1/10W,TP,1608	SA
.....4	2007-000309	R827	1	R-CHIP	10ohm,5%,1/10W,TP,1608	SA
.....4	2007-000309	R828	1	R-CHIP	10ohm,5%,1/10W,TP,1608	SA
.....4	2007-000503	R545	1	R-CHIP	2.2ohm,5%,1/10W,TP,1608	SNA
.....4	2007-000695	R548	1	R-CHIP	3.3ohm,5%,1/10W,TP,1608	SNA
.....4	2007-000695	R558	1	R-CHIP	3.3ohm,5%,1/10W,TP,1608	SNA
.....4	2007-000695	R604	1	R-CHIP	3.3ohm,5%,1/10W,TP,1608	SNA
.....4	2007-000695	R636	1	R-CHIP	3.3ohm,5%,1/10W,TP,1608	SNA
.....4	2007-000695	R649	1	R-CHIP	3.3ohm,5%,1/10W,TP,1608	SNA
.....4	2007-000695	R653	1	R-CHIP	3.3ohm,5%,1/10W,TP,1608	SNA
.....4	2007-000695	R657	1	R-CHIP	3.3ohm,5%,1/10W,TP,1608	SNA
.....4	2007-000695	R754	1	R-CHIP	3.3ohm,5%,1/10W,TP,1608	SNA
.....4	2007-000758	R590	1	R-CHIP	330Kohm,5%,1/16W,TP,1005	SNA
.....4	2007-000758	R621	1	R-CHIP	330Kohm,5%,1/16W,TP,1005	SNA
.....4	2007-000758	R735	1	R-CHIP	330Kohm,5%,1/16W,TP,1005	SNA
.....4	2007-000882	R816	1	R-CHIP	4.7ohm,5%,1/10W,TP,1608	SNA
.....4	2007-001139	R761	1	R-CHIP	7.5Kohm,1%,1/10W,TP,1608	SNA
.....4	2007-001313	R774	1	R-CHIP	330ohm,5%,1/16W,TP,1005	SNA
.....4	2007-001313	R789	1	R-CHIP	330ohm,5%,1/16W,TP,1005	SNA
.....4	2007-001313	R790	1	R-CHIP	330ohm,5%,1/16W,TP,1005	SNA
.....4	2007-001325	R64	1	R-CHIP	3.3Kohm,5%,1/16W,TP,1005	SNA
.....4	2007-002425	R62	1	R-CHIP	1ohm,5%,1/10W,TP,1608	SNA
.....4	2007-002425	R705	1	R-CHIP	1ohm,5%,1/10W,TP,1608	SNA
.....4	2007-002899	R557	1	R-CHIP	10ohm,1%,1/10W,TP,1608	SNA
.....4	2007-002899	R559	1	R-CHIP	10ohm,1%,1/10W,TP,1608	SNA
.....4	2007-002899	R773	1	R-CHIP	10ohm,1%,1/10W,TP,1608	SNA
.....4	2007-002910	R688	1	R-CHIP	30.1Kohm,1%,1/10W,TP,1608	SNA
.....4	2007-002910	R738	1	R-CHIP	30.1Kohm,1%,1/10W,TP,1608	SNA
.....4	2007-002918	R663	1	R-CHIP	51.1Kohm,1%,1/10W,TP,1608	SNA
.....4	2007-002918	R734	1	R-CHIP	51.1Kohm,1%,1/10W,TP,1608	SNA
.....4	2007-002970	R641	1	R-CHIP	56ohm,5%,1/16W,TP,1005	SNA
.....4	2007-002970	R642	1	R-CHIP	56ohm,5%,1/16W,TP,1005	SNA
.....4	2007-002970	R669	1	R-CHIP	56ohm,5%,1/16W,TP,1005	SNA
.....4	2007-002970	R707	1	R-CHIP	56ohm,5%,1/16W,TP,1005	SNA
.....4	2007-002970	R708	1	R-CHIP	56ohm,5%,1/16W,TP,1005	SNA
.....4	2007-002970	R785	1	R-CHIP	56ohm,5%,1/16W,TP,1005	SNA
.....4	2007-002970	R786	1	R-CHIP	56ohm,5%,1/16W,TP,1005	SNA
.....4	2007-007046	R544	1	R-CHIP	0.02ohm,1%,1W,TP,6432	SNA

- 이 문서는 삼성전자의 기술 자산으로 승인자만이 사용할 수 있습니다 -
- This Document can not be used without Samsung's authorization -

6. Material List

6 - 1. Material List

Level	Parts Code	Assembled	EA	Description	Spec.	Service
.....4	2007-007100	R781	1	R-CHIP	10Mohm,5%,1/16W,TP,1005	SNA
.....4	2007-007107	R32	1	R-CHIP	100Kohm,1%,1/16W,TP,1005	SNA
.....4	2007-007107	R33	1	R-CHIP	100Kohm,1%,1/16W,TP,1005	SNA
.....4	2007-007107	R507	1	R-CHIP	100Kohm,1%,1/16W,TP,1005	SNA
.....4	2007-007107	R535	1	R-CHIP	100Kohm,1%,1/16W,TP,1005	SNA
.....4	2007-007107	R571	1	R-CHIP	100Kohm,1%,1/16W,TP,1005	SNA
.....4	2007-007107	R589	1	R-CHIP	100Kohm,1%,1/16W,TP,1005	SNA
.....4	2007-007107	R609	1	R-CHIP	100Kohm,1%,1/16W,TP,1005	SNA
.....4	2007-007107	R622	1	R-CHIP	100Kohm,1%,1/16W,TP,1005	SNA
.....4	2007-007107	R726	1	R-CHIP	100Kohm,1%,1/16W,TP,1005	SNA
.....4	2007-007107	R824	1	R-CHIP	100Kohm,1%,1/16W,TP,1005	SNA
.....4	2007-007107	R832	1	R-CHIP	100Kohm,1%,1/16W,TP,1005	SNA
.....4	2007-007107	R838	1	R-CHIP	100Kohm,1%,1/16W,TP,1005	SNA
.....4	2007-007108	R631	1	R-CHIP	43.2Kohm,1%,1/16W,TP,1005	SNA
.....4	2007-007131	R740	1	R-CHIP	13Kohm,1%,1/16W,TP,1005	SNA
.....4	2007-007142	R524	1	R-CHIP	10Kohm,1%,1/16W,TP,1005	SNA
.....4	2007-007142	R536	1	R-CHIP	10Kohm,1%,1/16W,TP,1005	SNA
.....4	2007-007142	R562	1	R-CHIP	10Kohm,1%,1/16W,TP,1005	SNA
.....4	2007-007142	R569	1	R-CHIP	10Kohm,1%,1/16W,TP,1005	SNA
.....4	2007-007142	R579	1	R-CHIP	10Kohm,1%,1/16W,TP,1005	SNA
.....4	2007-007142	R583	1	R-CHIP	10Kohm,1%,1/16W,TP,1005	SNA
.....4	2007-007142	R587	1	R-CHIP	10Kohm,1%,1/16W,TP,1005	SNA
.....4	2007-007142	R588	1	R-CHIP	10Kohm,1%,1/16W,TP,1005	SNA
.....4	2007-007142	R59	1	R-CHIP	10Kohm,1%,1/16W,TP,1005	SNA
.....4	2007-007142	R608	1	R-CHIP	10Kohm,1%,1/16W,TP,1005	SNA
.....4	2007-007142	R612	1	R-CHIP	10Kohm,1%,1/16W,TP,1005	SNA
.....4	2007-007142	R616	1	R-CHIP	10Kohm,1%,1/16W,TP,1005	SNA
.....4	2007-007142	R620	1	R-CHIP	10Kohm,1%,1/16W,TP,1005	SNA
.....4	2007-007142	R625	1	R-CHIP	10Kohm,1%,1/16W,TP,1005	SNA
.....4	2007-007142	R626	1	R-CHIP	10Kohm,1%,1/16W,TP,1005	SNA
.....4	2007-007142	R651	1	R-CHIP	10Kohm,1%,1/16W,TP,1005	SNA
.....4	2007-007142	R654	1	R-CHIP	10Kohm,1%,1/16W,TP,1005	SNA
.....4	2007-007142	R655	1	R-CHIP	10Kohm,1%,1/16W,TP,1005	SNA
.....4	2007-007142	R661	1	R-CHIP	10Kohm,1%,1/16W,TP,1005	SNA
.....4	2007-007142	R666	1	R-CHIP	10Kohm,1%,1/16W,TP,1005	SNA
.....4	2007-007142	R685	1	R-CHIP	10Kohm,1%,1/16W,TP,1005	SNA
.....4	2007-007142	R690	1	R-CHIP	10Kohm,1%,1/16W,TP,1005	SNA
.....4	2007-007142	R693	1	R-CHIP	10Kohm,1%,1/16W,TP,1005	SNA
.....4	2007-007142	R694	1	R-CHIP	10Kohm,1%,1/16W,TP,1005	SNA
.....4	2007-007142	R717	1	R-CHIP	10Kohm,1%,1/16W,TP,1005	SNA
.....4	2007-007142	R718	1	R-CHIP	10Kohm,1%,1/16W,TP,1005	SNA
.....4	2007-007142	R739	1	R-CHIP	10Kohm,1%,1/16W,TP,1005	SNA
.....4	2007-007142	R742	1	R-CHIP	10Kohm,1%,1/16W,TP,1005	SNA
.....4	2007-007142	R743	1	R-CHIP	10Kohm,1%,1/16W,TP,1005	SNA
.....4	2007-007142	R746	1	R-CHIP	10Kohm,1%,1/16W,TP,1005	SNA
.....4	2007-007142	R747	1	R-CHIP	10Kohm,1%,1/16W,TP,1005	SNA
.....4	2007-007142	R748	1	R-CHIP	10Kohm,1%,1/16W,TP,1005	SNA
.....4	2007-007142	R75	1	R-CHIP	10Kohm,1%,1/16W,TP,1005	SNA
.....4	2007-007142	R752	1	R-CHIP	10Kohm,1%,1/16W,TP,1005	SNA
.....4	2007-007142	R757	1	R-CHIP	10Kohm,1%,1/16W,TP,1005	SNA
.....4	2007-007142	R762	1	R-CHIP	10Kohm,1%,1/16W,TP,1005	SNA
.....4	2007-007142	R799	1	R-CHIP	10Kohm,1%,1/16W,TP,1005	SNA
.....4	2007-007142	R834	1	R-CHIP	10Kohm,1%,1/16W,TP,1005	SNA
.....4	2007-007142	R835	1	R-CHIP	10Kohm,1%,1/16W,TP,1005	SNA
.....4	2007-007142	R836	1	R-CHIP	10Kohm,1%,1/16W,TP,1005	SNA
.....4	2007-007226	R704	1	R-CHIP	49.9ohm,1%,1/10W,TP,1608	SNA
.....4	2007-007274	R576	1	R-CHIP	27.4Kohm,1%,1/10W,TP,1608	SA
.....4	2007-007274	R630	1	R-CHIP	27.4Kohm,1%,1/10W,TP,1608	SA
.....4	2007-007274	R829	1	R-CHIP	27.4Kohm,1%,1/10W,TP,1608	SA
.....4	2007-007302	R648	1	R-CHIP	24.9ohm,1%,1/10W,TP,1608	SNA

- 이 문서는 삼성전자의 기술 자산으로 승인자만이 사용할 수 있습니다 -
- This Document can not be used without Samsung's authorization -

6. Material List

6 - 1. Material List

Level	Parts Code	Assembled	EA	Description	Spec.	Service
.....4	2007-007302	R699	1	R-CHIP	24.9ohm,1%,1/10W,TP,1608	SNA
.....4	2007-007306	R532	1	R-CHIP	100ohm,1%,1/16W,TP,1005	SNA
.....4	2007-007306	R533	1	R-CHIP	100ohm,1%,1/16W,TP,1005	SNA
.....4	2007-007306	R580	1	R-CHIP	100ohm,1%,1/16W,TP,1005	SNA
.....4	2007-007306	R594	1	R-CHIP	100ohm,1%,1/16W,TP,1005	SNA
.....4	2007-007306	R595	1	R-CHIP	100ohm,1%,1/16W,TP,1005	SNA
.....4	2007-007306	R647	1	R-CHIP	100ohm,1%,1/16W,TP,1005	SNA
.....4	2007-007306	R675	1	R-CHIP	100ohm,1%,1/16W,TP,1005	SNA
.....4	2007-007306	R703	1	R-CHIP	100ohm,1%,1/16W,TP,1005	SNA
.....4	2007-007311	R613	1	R-CHIP	22Kohm,1%,1/16W,TP,1005	SNA
.....4	2007-007312	R627	1	R-CHIP	20Kohm,1%,1/16W,TP,1005	SNA
.....4	2007-007312	R660	1	R-CHIP	20Kohm,1%,1/16W,TP,1005	SNA
.....4	2007-007312	R753	1	R-CHIP	20Kohm,1%,1/16W,TP,1005	SNA
.....4	2007-007312	R787	1	R-CHIP	20Kohm,1%,1/16W,TP,1005	SNA
.....4	2007-007312	R788	1	R-CHIP	20Kohm,1%,1/16W,TP,1005	SNA
.....4	2007-007318	R554	1	R-CHIP	1Kohm,1%,1/16W,TP,1005	SNA
.....4	2007-007318	R560	1	R-CHIP	1Kohm,1%,1/16W,TP,1005	SNA
.....4	2007-007318	R565	1	R-CHIP	1Kohm,1%,1/16W,TP,1005	SNA
.....4	2007-007318	R568	1	R-CHIP	1Kohm,1%,1/16W,TP,1005	SNA
.....4	2007-007318	R578	1	R-CHIP	1Kohm,1%,1/16W,TP,1005	SNA
.....4	2007-007318	R611	1	R-CHIP	1Kohm,1%,1/16W,TP,1005	SNA
.....4	2007-007318	R619	1	R-CHIP	1Kohm,1%,1/16W,TP,1005	SNA
.....4	2007-007318	R670	1	R-CHIP	1Kohm,1%,1/16W,TP,1005	SNA
.....4	2007-007318	R682	1	R-CHIP	1Kohm,1%,1/16W,TP,1005	SNA
.....4	2007-007318	R698	1	R-CHIP	1Kohm,1%,1/16W,TP,1005	SNA
.....4	2007-007318	R715	1	R-CHIP	1Kohm,1%,1/16W,TP,1005	SNA
.....4	2007-007318	R737	1	R-CHIP	1Kohm,1%,1/16W,TP,1005	SNA
.....4	2007-007318	R745	1	R-CHIP	1Kohm,1%,1/16W,TP,1005	SNA
.....4	2007-007318	R783	1	R-CHIP	1Kohm,1%,1/16W,TP,1005	SNA
.....4	2007-007318	R784	1	R-CHIP	1Kohm,1%,1/16W,TP,1005	SNA
.....4	2007-007318	R798	1	R-CHIP	1Kohm,1%,1/16W,TP,1005	SNA
.....4	2007-007334	R584	1	R-CHIP	200Kohm,1%,1/16W,TP,1005	SNA
.....4	2007-007334	R662	1	R-CHIP	200Kohm,1%,1/16W,TP,1005	SNA
.....4	2007-007334	R826	1	R-CHIP	200Kohm,1%,1/16W,TP,1005	SNA
.....4	2007-007489	R586	1	R-CHIP	150Kohm,1%,1/16W,TP,1005	SNA
.....4	2007-007521	R637	1	R-CHIP	14.7Kohm,1%,1/10W,TP,1608	SNA
.....4	2007-007521	R652	1	R-CHIP	14.7Kohm,1%,1/10W,TP,1608	SNA
.....4	2007-007549	R573	1	R-CHIP	4.99Kohm,1%,1/10W,TP,1608	SNA
.....4	2007-007615	R633	1	R-CHIP	11.8Kohm,1%,1/10W,TP,1608	SNA
.....4	2007-007615	R659	1	R-CHIP	11.8Kohm,1%,1/10W,TP,1608	SNA
.....4	2007-007617	R561	1	R-CHIP	2.49Kohm,1%,1/10W,TP,1608	SA
.....4	2007-007642	R681	1	R-CHIP	12.1ohm,1%,1/16W,TP,1005	SNA
.....4	2007-007642	R818	1	R-CHIP	12.1ohm,1%,1/16W,TP,1005	SNA
.....4	2007-007766	R553	1	R-CHIP	2Kohm,1%,1/16W,TP,1005	SNA
.....4	2007-007766	R668	1	R-CHIP	2Kohm,1%,1/16W,TP,1005	SNA
.....4	2007-007766	R771	1	R-CHIP	2Kohm,1%,1/16W,TP,1005	SNA
.....4	2007-007778	R727	1	R-CHIP	715Kohm,1%,1/10W,TP,1608	SNA
.....4	2007-007792	R515	1	R-CHIP	221ohm,1%,1/16W,TP,1005	SNA
.....4	2007-007792	R646	1	R-CHIP	221ohm,1%,1/16W,TP,1005	SNA
.....4	2007-007797	R768	1	R-CHIP	44.2ohm,1%,1/10W,TP,1608	SNA
.....4	2007-007839	R736	1	R-CHIP	53.6Kohm,1%,1/10W,TP,1608	SNA
.....4	2007-007942	R615	1	R-CHIP	1Mohm,1%,1/16W,TP,1005	SNA
.....4	2007-008015	R511	1	R-CHIP	75ohm,1%,1/16W,TP,1005	SNA
.....4	2007-008015	R512	1	R-CHIP	75ohm,1%,1/16W,TP,1005	SNA
.....4	2007-008015	R513	1	R-CHIP	75ohm,1%,1/16W,TP,1005	SNA
.....4	2007-008015	R514	1	R-CHIP	75ohm,1%,1/16W,TP,1005	SNA
.....4	2007-008293	R503	1	R-CHIP	475ohm,1%,1/16W,TP,1005	SNA
.....4	2007-008293	R710	1	R-CHIP	475ohm,1%,1/16W,TP,1005	SNA
.....4	2007-008293	R780	1	R-CHIP	475ohm,1%,1/16W,TP,1005	SNA
.....4	2007-008293	R796	1	R-CHIP	475ohm,1%,1/16W,TP,1005	SNA

- 이 문서는 삼성전자의 기술 자산으로 승인자만이 사용할 수 있습니다 -
- This Document can not be used without Samsung's authorization -

6. Material List

6 - 1. Material List

Level	Parts Code	Assembled	EA	Description	Spec.	Service
.....4	2007-008293	R797	1	R-CHIP	475ohm,1%,1/16W,TP,1005	SNA
.....4	2007-008293	R819	1	R-CHIP	475ohm,1%,1/16W,TP,1005	SNA
.....4	2007-008294	R712	1	R-CHIP	33ohm,1%,1/16W,TP,1005	SNA
.....4	2007-008294	R741	1	R-CHIP	33ohm,1%,1/16W,TP,1005	SNA
.....4	2007-008294	R763	1	R-CHIP	33ohm,1%,1/16W,TP,1005	SNA
.....4	2007-008294	R795	1	R-CHIP	33ohm,1%,1/16W,TP,1005	SNA
.....4	2007-008298	R505	1	R-CHIP	49.9ohm,1%,1/16W,TP,1005	SNA
.....4	2007-008298	R506	1	R-CHIP	49.9ohm,1%,1/16W,TP,1005	SNA
.....4	2007-008298	R516	1	R-CHIP	49.9ohm,1%,1/16W,TP,1005	SNA
.....4	2007-008298	R517	1	R-CHIP	49.9ohm,1%,1/16W,TP,1005	SNA
.....4	2007-008298	R518	1	R-CHIP	49.9ohm,1%,1/16W,TP,1005	SNA
.....4	2007-008298	R519	1	R-CHIP	49.9ohm,1%,1/16W,TP,1005	SNA
.....4	2007-008298	R520	1	R-CHIP	49.9ohm,1%,1/16W,TP,1005	SNA
.....4	2007-008298	R522	1	R-CHIP	49.9ohm,1%,1/16W,TP,1005	SNA
.....4	2007-008298	R645	1	R-CHIP	49.9ohm,1%,1/16W,TP,1005	SNA
.....4	2007-008303	R550	1	R-CHIP	27.4ohm,1%,1/16W,TP,1005	SNA
.....4	2007-008303	R555	1	R-CHIP	27.4ohm,1%,1/16W,TP,1005	SNA
.....4	2007-008304	R577	1	R-CHIP	300Kohm,1%,1/16W,TP,1005	SNA
.....4	2007-008314	R530	1	R-CHIP	54.9ohm,1%,1/16W,TP,1005	SNA
.....4	2007-008314	R531	1	R-CHIP	54.9ohm,1%,1/16W,TP,1005	SNA
.....4	2007-008314	R549	1	R-CHIP	54.9ohm,1%,1/16W,TP,1005	SNA
.....4	2007-008314	R551	1	R-CHIP	54.9ohm,1%,1/16W,TP,1005	SNA
.....4	2007-008314	R552	1	R-CHIP	54.9ohm,1%,1/16W,TP,1005	SNA
.....4	2007-008314	R556	1	R-CHIP	54.9ohm,1%,1/16W,TP,1005	SNA
.....4	2007-008330	R677	1	R-CHIP	22.6ohm,1%,1/16W,TP,1005	SNA
.....4	2007-008330	R678	1	R-CHIP	22.6ohm,1%,1/16W,TP,1005	SNA
.....4	2007-008330	R679	1	R-CHIP	22.6ohm,1%,1/16W,TP,1005	SNA
.....4	2007-008330	R680	1	R-CHIP	22.6ohm,1%,1/16W,TP,1005	SNA
.....4	2007-008330	R700	1	R-CHIP	22.6ohm,1%,1/16W,TP,1005	SNA
.....4	2007-008330	R701	1	R-CHIP	22.6ohm,1%,1/16W,TP,1005	SNA
.....4	2007-008330	R702	1	R-CHIP	22.6ohm,1%,1/16W,TP,1005	SNA
.....4	2007-008429	R572	1	R-CHIP	499ohm,1%,1/16W,TP,1005	SNA
.....4	2007-008429	R607	1	R-CHIP	499ohm,1%,1/16W,TP,1005	SNA
.....4	2007-008429	R697	1	R-CHIP	499ohm,1%,1/16W,TP,1005	SNA
.....4	2007-008708	R751	1	R-CHIP	40.2ohm,1%,1/16W,TP,1005	SNA
.....4	2007-009989	R591	1	R-CHIP	0.02ohm,1%,1/2W,TP,3216	SNA
.....4	2203-000233	C559	1	C-CER,CHIP	0.1nF,5%,50V,C0G,1005	SNA
.....4	2203-000233	C573	1	C-CER,CHIP	0.1nF,5%,50V,C0G,1005	SNA
.....4	2203-000233	C619	1	C-CER,CHIP	0.1nF,5%,50V,C0G,1005	SNA
.....4	2203-000233	C892	1	C-CER,CHIP	0.1nF,5%,50V,C0G,1005	SNA
.....4	2203-000278	C909	1	C-CER,CHIP	0.01nF,0.5pF,50V,C0G,1005	SNA
.....4	2203-000278	C910	1	C-CER,CHIP	0.01nF,0.5pF,50V,C0G,1005	SNA
.....4	2203-000425	C538	1	C-CER,CHIP	0.018nF,5%,50V,C0G,1005	SNA
.....4	2203-000425	C539	1	C-CER,CHIP	0.018nF,5%,50V,C0G,1005	SNA
.....4	2203-000425	C911	1	C-CER,CHIP	0.018nF,5%,50V,C0G,1005	SNA
.....4	2203-000425	C912	1	C-CER,CHIP	0.018nF,5%,50V,C0G,1005	SNA
.....4	2203-000438	C282	1	C-CER,CHIP	1nF,10%,50V,X7R,1005	SNA
.....4	2203-000438	C533	1	C-CER,CHIP	1nF,10%,50V,X7R,1005	SNA
.....4	2203-000438	C570	1	C-CER,CHIP	1nF,10%,50V,X7R,1005	SNA
.....4	2203-000438	C576	1	C-CER,CHIP	1nF,10%,50V,X7R,1005	SNA
.....4	2203-000438	C597	1	C-CER,CHIP	1nF,10%,50V,X7R,1005	SNA
.....4	2203-000438	C600	1	C-CER,CHIP	1nF,10%,50V,X7R,1005	SNA
.....4	2203-000438	C603	1	C-CER,CHIP	1nF,10%,50V,X7R,1005	SNA
.....4	2203-000438	C610	1	C-CER,CHIP	1nF,10%,50V,X7R,1005	SNA
.....4	2203-000438	C688	1	C-CER,CHIP	1nF,10%,50V,X7R,1005	SNA
.....4	2203-000438	C698	1	C-CER,CHIP	1nF,10%,50V,X7R,1005	SNA
.....4	2203-000438	C848	1	C-CER,CHIP	1nF,10%,50V,X7R,1005	SNA
.....4	2203-000440	C604	1	C-CER,CHIP	1nF,10%,50V,X7R,1608	SNA
.....4	2203-000489	C572	1	C-CER,CHIP	2.2nF,10%,50V,X7R,1005	SNA
.....4	2203-000489	C634	1	C-CER,CHIP	2.2nF,10%,50V,X7R,1005	SNA

- 이 문서는 삼성전자의 기술 자산으로 승인자만이 사용할 수 있습니다 -
- This Document can not be used without Samsung's authorization -

6. Material List

6 - 1. Material List

Level	Parts Code	Assembled	EA	Description	Spec.	Service
.....4	2203-000489	C635	1	C-CER,CHIP	2.2nF,10%,50V,X7R,1005	SNA
.....4	2203-000489	C858	1	C-CER,CHIP	2.2nF,10%,50V,X7R,1005	SNA
.....4	2203-000575	C565	1	C-CER,CHIP	220nF,10%,25V,X7R,TP,2012	SNA
.....4	2203-000575	C566	1	C-CER,CHIP	220nF,10%,25V,X7R,TP,2012	SNA
.....4	2203-000585	C558	1	C-CER,CHIP	0.22nF,10%,50V,X7R,1005	SNA
.....4	2203-000585	C568	1	C-CER,CHIP	0.22nF,10%,50V,X7R,1005	SNA
.....4	2203-000604	C567	1	C-CER,CHIP	22nF,10%,25V,X7R,TP,1608	SNA
.....4	2203-000627	C669	1	C-CER,CHIP	0.022nF,5%,50V,C0G,1005	SNA
.....4	2203-000940	C1441	1	C-CER,CHIP	0.47nF,10%,50V,X7R,1005	SNA
.....4	2203-000940	C636	1	C-CER,CHIP	0.47nF,10%,50V,X7R,1005	SNA
.....4	2203-000940	C819	1	C-CER,CHIP	0.47nF,10%,50V,X7R,1005	SNA
.....4	2203-000940	C820	1	C-CER,CHIP	0.47nF,10%,50V,X7R,1005	SNA
.....4	2203-000940	C856	1	C-CER,CHIP	0.47nF,10%,50V,X7R,1005	SNA
.....4	2203-000940	C865	1	C-CER,CHIP	0.47nF,10%,50V,X7R,1005	SNA
.....4	2203-001103	C577	1	C-CER,CHIP	6.8nF,10%,50V,X7R,1608	SNA
.....4	2203-001405	C693	1	C-CER,CHIP	22nF,+80-20%,25V,Y5V,1005	SNA
.....4	2203-001405	C694	1	C-CER,CHIP	22nF,+80-20%,25V,Y5V,1005	SNA
.....4	2203-001405	C868	1	C-CER,CHIP	22nF,+80-20%,25V,Y5V,1005	SNA
.....4	2203-001683	C574	1	C-CER,CHIP	0.068nF,5%,50V,NP0,1608	SA
.....4	2203-002050	C1437	1	C-CER,CHIP	47nF,10%,50V,X7R,1608	SNA
.....4	2203-002443	C569	1	C-CER,CHIP	0.33nF,10%,50V,X7R,1005	SNA
.....4	2203-002443	C571	1	C-CER,CHIP	0.33nF,10%,50V,X7R,1005	SNA
.....4	2203-002487	C575	1	C-CER,CHIP	4.7nF,10%,25V,X7R,TP,1005	SA
.....4	2203-002487	C609	1	C-CER,CHIP	4.7nF,10%,25V,X7R,TP,1005	SA
.....4	2203-002487	C818	1	C-CER,CHIP	4.7nF,10%,25V,X7R,TP,1005	SA
.....4	2203-002487	C821	1	C-CER,CHIP	4.7nF,10%,25V,X7R,TP,1005	SA
.....4	2203-002487	C831	1	C-CER,CHIP	4.7nF,10%,25V,X7R,TP,1005	SA
.....4	2203-002487	C840	1	C-CER,CHIP	4.7nF,10%,25V,X7R,TP,1005	SA
.....4	2203-002487	C862	1	C-CER,CHIP	4.7nF,10%,25V,X7R,TP,1005	SA
.....4	2203-002487	C863	1	C-CER,CHIP	4.7nF,10%,25V,X7R,TP,1005	SA
.....4	2203-002711	C1426	1	C-CER,CHIP	100nF,10%,25V,X7R,1608	SNA
.....4	2203-002711	C1427	1	C-CER,CHIP	100nF,10%,25V,X7R,1608	SNA
.....4	2203-002711	C1428	1	C-CER,CHIP	100nF,10%,25V,X7R,1608	SNA
.....4	2203-002711	C1432	1	C-CER,CHIP	100nF,10%,25V,X7R,1608	SNA
.....4	2203-002711	C1434	1	C-CER,CHIP	100nF,10%,25V,X7R,1608	SNA
.....4	2203-002711	C552	1	C-CER,CHIP	100nF,10%,25V,X7R,1608	SNA
.....4	2203-002711	C553	1	C-CER,CHIP	100nF,10%,25V,X7R,1608	SNA
.....4	2203-002711	C554	1	C-CER,CHIP	100nF,10%,25V,X7R,1608	SNA
.....4	2203-002711	C555	1	C-CER,CHIP	100nF,10%,25V,X7R,1608	SNA
.....4	2203-002711	C579	1	C-CER,CHIP	100nF,10%,25V,X7R,1608	SNA
.....4	2203-002711	C581	1	C-CER,CHIP	100nF,10%,25V,X7R,1608	SNA
.....4	2203-002711	C584	1	C-CER,CHIP	100nF,10%,25V,X7R,1608	SNA
.....4	2203-002711	C585	1	C-CER,CHIP	100nF,10%,25V,X7R,1608	SNA
.....4	2203-002711	C586	1	C-CER,CHIP	100nF,10%,25V,X7R,1608	SNA
.....4	2203-002711	C595	1	C-CER,CHIP	100nF,10%,25V,X7R,1608	SNA
.....4	2203-002711	C596	1	C-CER,CHIP	100nF,10%,25V,X7R,1608	SNA
.....4	2203-002711	C598	1	C-CER,CHIP	100nF,10%,25V,X7R,1608	SNA
.....4	2203-002711	C605	1	C-CER,CHIP	100nF,10%,25V,X7R,1608	SNA
.....4	2203-002711	C614	1	C-CER,CHIP	100nF,10%,25V,X7R,1608	SNA
.....4	2203-002711	C620	1	C-CER,CHIP	100nF,10%,25V,X7R,1608	SNA
.....4	2203-002711	C623	1	C-CER,CHIP	100nF,10%,25V,X7R,1608	SNA
.....4	2203-002711	C648	1	C-CER,CHIP	100nF,10%,25V,X7R,1608	SNA
.....4	2203-002711	C649	1	C-CER,CHIP	100nF,10%,25V,X7R,1608	SNA
.....4	2203-002711	C667	1	C-CER,CHIP	100nF,10%,25V,X7R,1608	SNA
.....4	2203-002711	C684	1	C-CER,CHIP	100nF,10%,25V,X7R,1608	SNA
.....4	2203-002711	C685	1	C-CER,CHIP	100nF,10%,25V,X7R,1608	SNA
.....4	2203-002711	C687	1	C-CER,CHIP	100nF,10%,25V,X7R,1608	SNA
.....4	2203-002711	C889	1	C-CER,CHIP	100nF,10%,25V,X7R,1608	SNA
.....4	2203-002711	C894	1	C-CER,CHIP	100nF,10%,25V,X7R,1608	SNA
.....4	2203-002711	C902	1	C-CER,CHIP	100nF,10%,25V,X7R,1608	SNA

- 이 문서는 삼성전자의 기술 자산으로 승인자만이 사용할 수 있습니다 -
- This Document can not be used without Samsung's authorization -

6. Material List

6 - 1. Material List

Level	Parts Code	Assembled	EA	Description	Spec.	Service
.....4	2203-002720	C519	1	C-CER,CHIP	10nF,10%,25V,X7R,1005	SNA
.....4	2203-002720	C578	1	C-CER,CHIP	10nF,10%,25V,X7R,1005	SNA
.....4	2203-002720	C580	1	C-CER,CHIP	10nF,10%,25V,X7R,1005	SNA
.....4	2203-002720	C602	1	C-CER,CHIP	10nF,10%,25V,X7R,1005	SNA
.....4	2203-002720	C632	1	C-CER,CHIP	10nF,10%,25V,X7R,1005	SNA
.....4	2203-002720	C700	1	C-CER,CHIP	10nF,10%,25V,X7R,1005	SNA
.....4	2203-002720	C749	1	C-CER,CHIP	10nF,10%,25V,X7R,1005	SNA
.....4	2203-002720	C750	1	C-CER,CHIP	10nF,10%,25V,X7R,1005	SNA
.....4	2203-002720	C751	1	C-CER,CHIP	10nF,10%,25V,X7R,1005	SNA
.....4	2203-002720	C802	1	C-CER,CHIP	10nF,10%,25V,X7R,1005	SNA
.....4	2203-002720	C824	1	C-CER,CHIP	10nF,10%,25V,X7R,1005	SNA
.....4	2203-002720	C850	1	C-CER,CHIP	10nF,10%,25V,X7R,1005	SNA
.....4	2203-002720	C855	1	C-CER,CHIP	10nF,10%,25V,X7R,1005	SNA
.....4	2203-002720	C869	1	C-CER,CHIP	10nF,10%,25V,X7R,1005	SNA
.....4	2203-002720	C882	1	C-CER,CHIP	10nF,10%,25V,X7R,1005	SNA
.....4	2203-002720	C891	1	C-CER,CHIP	10nF,10%,25V,X7R,1005	SNA
.....4	2203-005482	C1392	1	C-CER,CHIP	100nF,10%,10V,X5R,1005	SNA
.....4	2203-005482	C1393	1	C-CER,CHIP	100nF,10%,10V,X5R,1005	SNA
.....4	2203-005482	C1394	1	C-CER,CHIP	100nF,10%,10V,X5R,1005	SNA
.....4	2203-005482	C1395	1	C-CER,CHIP	100nF,10%,10V,X5R,1005	SNA
.....4	2203-005482	C1396	1	C-CER,CHIP	100nF,10%,10V,X5R,1005	SNA
.....4	2203-005482	C1397	1	C-CER,CHIP	100nF,10%,10V,X5R,1005	SNA
.....4	2203-005482	C1398	1	C-CER,CHIP	100nF,10%,10V,X5R,1005	SNA
.....4	2203-005482	C1399	1	C-CER,CHIP	100nF,10%,10V,X5R,1005	SNA
.....4	2203-005482	C1406	1	C-CER,CHIP	100nF,10%,10V,X5R,1005	SNA
.....4	2203-005482	C1416	1	C-CER,CHIP	100nF,10%,10V,X5R,1005	SNA
.....4	2203-005482	C1417	1	C-CER,CHIP	100nF,10%,10V,X5R,1005	SNA
.....4	2203-005482	C1420	1	C-CER,CHIP	100nF,10%,10V,X5R,1005	SNA
.....4	2203-005482	C1421	1	C-CER,CHIP	100nF,10%,10V,X5R,1005	SNA
.....4	2203-005482	C1422	1	C-CER,CHIP	100nF,10%,10V,X5R,1005	SNA
.....4	2203-005482	C1423	1	C-CER,CHIP	100nF,10%,10V,X5R,1005	SNA
.....4	2203-005482	C1424	1	C-CER,CHIP	100nF,10%,10V,X5R,1005	SNA
.....4	2203-005482	C1425	1	C-CER,CHIP	100nF,10%,10V,X5R,1005	SNA
.....4	2203-005482	C1443	1	C-CER,CHIP	100nF,10%,10V,X5R,1005	SNA
.....4	2203-005482	C505	1	C-CER,CHIP	100nF,10%,10V,X5R,1005	SNA
.....4	2203-005482	C506	1	C-CER,CHIP	100nF,10%,10V,X5R,1005	SNA
.....4	2203-005482	C510	1	C-CER,CHIP	100nF,10%,10V,X5R,1005	SNA
.....4	2203-005482	C511	1	C-CER,CHIP	100nF,10%,10V,X5R,1005	SNA
.....4	2203-005482	C512	1	C-CER,CHIP	100nF,10%,10V,X5R,1005	SNA
.....4	2203-005482	C513	1	C-CER,CHIP	100nF,10%,10V,X5R,1005	SNA
.....4	2203-005482	C514	1	C-CER,CHIP	100nF,10%,10V,X5R,1005	SNA
.....4	2203-005482	C560	1	C-CER,CHIP	100nF,10%,10V,X5R,1005	SNA
.....4	2203-005482	C599	1	C-CER,CHIP	100nF,10%,10V,X5R,1005	SNA
.....4	2203-005482	C601	1	C-CER,CHIP	100nF,10%,10V,X5R,1005	SNA
.....4	2203-005482	C608	1	C-CER,CHIP	100nF,10%,10V,X5R,1005	SNA
.....4	2203-005482	C626	1	C-CER,CHIP	100nF,10%,10V,X5R,1005	SNA
.....4	2203-005482	C628	1	C-CER,CHIP	100nF,10%,10V,X5R,1005	SNA
.....4	2203-005482	C638	1	C-CER,CHIP	100nF,10%,10V,X5R,1005	SNA
.....4	2203-005482	C655	1	C-CER,CHIP	100nF,10%,10V,X5R,1005	SNA
.....4	2203-005482	C658	1	C-CER,CHIP	100nF,10%,10V,X5R,1005	SNA
.....4	2203-005482	C707	1	C-CER,CHIP	100nF,10%,10V,X5R,1005	SNA
.....4	2203-005482	C719	1	C-CER,CHIP	100nF,10%,10V,X5R,1005	SNA
.....4	2203-005482	C736	1	C-CER,CHIP	100nF,10%,10V,X5R,1005	SNA
.....4	2203-005482	C739	1	C-CER,CHIP	100nF,10%,10V,X5R,1005	SNA
.....4	2203-005482	C740	1	C-CER,CHIP	100nF,10%,10V,X5R,1005	SNA
.....4	2203-005482	C741	1	C-CER,CHIP	100nF,10%,10V,X5R,1005	SNA
.....4	2203-005482	C742	1	C-CER,CHIP	100nF,10%,10V,X5R,1005	SNA
.....4	2203-005482	C743	1	C-CER,CHIP	100nF,10%,10V,X5R,1005	SNA
.....4	2203-005482	C745	1	C-CER,CHIP	100nF,10%,10V,X5R,1005	SNA
.....4	2203-005482	C755	1	C-CER,CHIP	100nF,10%,10V,X5R,1005	SNA

- 이 문서는 삼성전자의 기술 자산으로 승인자만이 사용할 수 있습니다 -
- This Document can not be used without Samsung's authorization -

6. Material List

6 - 1. Material List

Level	Parts Code	Assembled	EA	Description	Spec.	Service
.....4	2203-005482	C797	1	C-CER,CHIP	100nF,10%,10V,X5R,1005	SNA
.....4	2203-005482	C798	1	C-CER,CHIP	100nF,10%,10V,X5R,1005	SNA
.....4	2203-005482	C799	1	C-CER,CHIP	100nF,10%,10V,X5R,1005	SNA
.....4	2203-005482	C854	1	C-CER,CHIP	100nF,10%,10V,X5R,1005	SNA
.....4	2203-005918	C260	1	C-CER,CHIP	1000nF,10%,6.3V,X7R,1608	SA
.....4	2203-005918	C564	1	C-CER,CHIP	1000nF,10%,6.3V,X7R,1608	SA
.....4	2203-005918	C613	1	C-CER,CHIP	1000nF,10%,6.3V,X7R,1608	SA
.....4	2203-005918	C621	1	C-CER,CHIP	1000nF,10%,6.3V,X7R,1608	SA
.....4	2203-005918	C637	1	C-CER,CHIP	1000nF,10%,6.3V,X7R,1608	SA
.....4	2203-005918	C639	1	C-CER,CHIP	1000nF,10%,6.3V,X7R,1608	SA
.....4	2203-005918	C642	1	C-CER,CHIP	1000nF,10%,6.3V,X7R,1608	SA
.....4	2203-005918	C653	1	C-CER,CHIP	1000nF,10%,6.3V,X7R,1608	SA
.....4	2203-005918	C654	1	C-CER,CHIP	1000nF,10%,6.3V,X7R,1608	SA
.....4	2203-005918	C656	1	C-CER,CHIP	1000nF,10%,6.3V,X7R,1608	SA
.....4	2203-005918	C657	1	C-CER,CHIP	1000nF,10%,6.3V,X7R,1608	SA
.....4	2203-005918	C665	1	C-CER,CHIP	1000nF,10%,6.3V,X7R,1608	SA
.....4	2203-005918	C666	1	C-CER,CHIP	1000nF,10%,6.3V,X7R,1608	SA
.....4	2203-005918	C668	1	C-CER,CHIP	1000nF,10%,6.3V,X7R,1608	SA
.....4	2203-005918	C689	1	C-CER,CHIP	1000nF,10%,6.3V,X7R,1608	SA
.....4	2203-005918	C690	1	C-CER,CHIP	1000nF,10%,6.3V,X7R,1608	SA
.....4	2203-005918	C691	1	C-CER,CHIP	1000nF,10%,6.3V,X7R,1608	SA
.....4	2203-005918	C714	1	C-CER,CHIP	1000nF,10%,6.3V,X7R,1608	SA
.....4	2203-005918	C731	1	C-CER,CHIP	1000nF,10%,6.3V,X7R,1608	SA
.....4	2203-005918	C822	1	C-CER,CHIP	1000nF,10%,6.3V,X7R,1608	SA
.....4	2203-005918	C826	1	C-CER,CHIP	1000nF,10%,6.3V,X7R,1608	SA
.....4	2203-005918	C828	1	C-CER,CHIP	1000nF,10%,6.3V,X7R,1608	SA
.....4	2203-005918	C836	1	C-CER,CHIP	1000nF,10%,6.3V,X7R,1608	SA
.....4	2203-005918	C838	1	C-CER,CHIP	1000nF,10%,6.3V,X7R,1608	SA
.....4	2203-005918	C842	1	C-CER,CHIP	1000nF,10%,6.3V,X7R,1608	SA
.....4	2203-005918	C860	1	C-CER,CHIP	1000nF,10%,6.3V,X7R,1608	SA
.....4	2203-005918	C861	1	C-CER,CHIP	1000nF,10%,6.3V,X7R,1608	SA
.....4	2203-005918	C870	1	C-CER,CHIP	1000nF,10%,6.3V,X7R,1608	SA
.....4	2203-005918	C871	1	C-CER,CHIP	1000nF,10%,6.3V,X7R,1608	SA
.....4	2203-005918	C885	1	C-CER,CHIP	1000nF,10%,6.3V,X7R,1608	SA
.....4	2203-005918	C896	1	C-CER,CHIP	1000nF,10%,6.3V,X7R,1608	SA
.....4	2203-005918	C897	1	C-CER,CHIP	1000nF,10%,6.3V,X7R,1608	SA
.....4	2203-006000	C529	1	C-CER,CHIP	1nF,10%,3000V,X7R,TP,4520	SA
.....4	2203-006000	C759	1	C-CER,CHIP	1nF,10%,3000V,X7R,TP,4520	SA
.....4	2203-006000	C760	1	C-CER,CHIP	1nF,10%,3000V,X7R,TP,4520	SA
.....4	2203-006048	C1442	1	C-CER,CHIP	100nF,10%,10V,X7R,1005	SA
.....4	2203-006048	C502	1	C-CER,CHIP	100nF,10%,10V,X7R,1005	SA
.....4	2203-006048	C515	1	C-CER,CHIP	100nF,10%,10V,X7R,1005	SA
.....4	2203-006048	C516	1	C-CER,CHIP	100nF,10%,10V,X7R,1005	SA
.....4	2203-006048	C517	1	C-CER,CHIP	100nF,10%,10V,X7R,1005	SA
.....4	2203-006048	C518	1	C-CER,CHIP	100nF,10%,10V,X7R,1005	SA
.....4	2203-006048	C520	1	C-CER,CHIP	100nF,10%,10V,X7R,1005	SA
.....4	2203-006048	C521	1	C-CER,CHIP	100nF,10%,10V,X7R,1005	SA
.....4	2203-006048	C522	1	C-CER,CHIP	100nF,10%,10V,X7R,1005	SA
.....4	2203-006048	C530	1	C-CER,CHIP	100nF,10%,10V,X7R,1005	SA
.....4	2203-006048	C531	1	C-CER,CHIP	100nF,10%,10V,X7R,1005	SA
.....4	2203-006048	C532	1	C-CER,CHIP	100nF,10%,10V,X7R,1005	SA
.....4	2203-006048	C534	1	C-CER,CHIP	100nF,10%,10V,X7R,1005	SA
.....4	2203-006048	C535	1	C-CER,CHIP	100nF,10%,10V,X7R,1005	SA
.....4	2203-006048	C540	1	C-CER,CHIP	100nF,10%,10V,X7R,1005	SA
.....4	2203-006048	C589	1	C-CER,CHIP	100nF,10%,10V,X7R,1005	SA
.....4	2203-006048	C590	1	C-CER,CHIP	100nF,10%,10V,X7R,1005	SA
.....4	2203-006048	C591	1	C-CER,CHIP	100nF,10%,10V,X7R,1005	SA
.....4	2203-006048	C592	1	C-CER,CHIP	100nF,10%,10V,X7R,1005	SA
.....4	2203-006048	C593	1	C-CER,CHIP	100nF,10%,10V,X7R,1005	SA
.....4	2203-006048	C594	1	C-CER,CHIP	100nF,10%,10V,X7R,1005	SA

- 이 문서는 삼성전자의 기술 자산으로 승인자만이 사용할 수 있습니다 -
- This Document can not be used without Samsung's authorization -

6. Material List

6 - 1. Material List

Level	Parts Code	Assembled	EA	Description	Spec.	Service
.....4	2203-006048	C627	1	C-CER,CHIP	100nF,10%,10V,X7R,1005	SA
.....4	2203-006048	C631	1	C-CER,CHIP	100nF,10%,10V,X7R,1005	SA
.....4	2203-006048	C643	1	C-CER,CHIP	100nF,10%,10V,X7R,1005	SA
.....4	2203-006048	C644	1	C-CER,CHIP	100nF,10%,10V,X7R,1005	SA
.....4	2203-006048	C670	1	C-CER,CHIP	100nF,10%,10V,X7R,1005	SA
.....4	2203-006048	C671	1	C-CER,CHIP	100nF,10%,10V,X7R,1005	SA
.....4	2203-006048	C677	1	C-CER,CHIP	100nF,10%,10V,X7R,1005	SA
.....4	2203-006048	C681	1	C-CER,CHIP	100nF,10%,10V,X7R,1005	SA
.....4	2203-006048	C692	1	C-CER,CHIP	100nF,10%,10V,X7R,1005	SA
.....4	2203-006048	C695	1	C-CER,CHIP	100nF,10%,10V,X7R,1005	SA
.....4	2203-006048	C696	1	C-CER,CHIP	100nF,10%,10V,X7R,1005	SA
.....4	2203-006048	C697	1	C-CER,CHIP	100nF,10%,10V,X7R,1005	SA
.....4	2203-006048	C701	1	C-CER,CHIP	100nF,10%,10V,X7R,1005	SA
.....4	2203-006048	C706	1	C-CER,CHIP	100nF,10%,10V,X7R,1005	SA
.....4	2203-006048	C711	1	C-CER,CHIP	100nF,10%,10V,X7R,1005	SA
.....4	2203-006048	C713	1	C-CER,CHIP	100nF,10%,10V,X7R,1005	SA
.....4	2203-006048	C715	1	C-CER,CHIP	100nF,10%,10V,X7R,1005	SA
.....4	2203-006048	C716	1	C-CER,CHIP	100nF,10%,10V,X7R,1005	SA
.....4	2203-006048	C720	1	C-CER,CHIP	100nF,10%,10V,X7R,1005	SA
.....4	2203-006048	C724	1	C-CER,CHIP	100nF,10%,10V,X7R,1005	SA
.....4	2203-006048	C725	1	C-CER,CHIP	100nF,10%,10V,X7R,1005	SA
.....4	2203-006048	C727	1	C-CER,CHIP	100nF,10%,10V,X7R,1005	SA
.....4	2203-006048	C728	1	C-CER,CHIP	100nF,10%,10V,X7R,1005	SA
.....4	2203-006048	C733	1	C-CER,CHIP	100nF,10%,10V,X7R,1005	SA
.....4	2203-006048	C735	1	C-CER,CHIP	100nF,10%,10V,X7R,1005	SA
.....4	2203-006048	C748	1	C-CER,CHIP	100nF,10%,10V,X7R,1005	SA
.....4	2203-006048	C757	1	C-CER,CHIP	100nF,10%,10V,X7R,1005	SA
.....4	2203-006048	C758	1	C-CER,CHIP	100nF,10%,10V,X7R,1005	SA
.....4	2203-006048	C810	1	C-CER,CHIP	100nF,10%,10V,X7R,1005	SA
.....4	2203-006048	C812	1	C-CER,CHIP	100nF,10%,10V,X7R,1005	SA
.....4	2203-006048	C813	1	C-CER,CHIP	100nF,10%,10V,X7R,1005	SA
.....4	2203-006048	C814	1	C-CER,CHIP	100nF,10%,10V,X7R,1005	SA
.....4	2203-006048	C815	1	C-CER,CHIP	100nF,10%,10V,X7R,1005	SA
.....4	2203-006048	C816	1	C-CER,CHIP	100nF,10%,10V,X7R,1005	SA
.....4	2203-006048	C823	1	C-CER,CHIP	100nF,10%,10V,X7R,1005	SA
.....4	2203-006048	C825	1	C-CER,CHIP	100nF,10%,10V,X7R,1005	SA
.....4	2203-006048	C829	1	C-CER,CHIP	100nF,10%,10V,X7R,1005	SA
.....4	2203-006048	C834	1	C-CER,CHIP	100nF,10%,10V,X7R,1005	SA
.....4	2203-006048	C837	1	C-CER,CHIP	100nF,10%,10V,X7R,1005	SA
.....4	2203-006048	C839	1	C-CER,CHIP	100nF,10%,10V,X7R,1005	SA
.....4	2203-006048	C841	1	C-CER,CHIP	100nF,10%,10V,X7R,1005	SA
.....4	2203-006048	C843	1	C-CER,CHIP	100nF,10%,10V,X7R,1005	SA
.....4	2203-006048	C864	1	C-CER,CHIP	100nF,10%,10V,X7R,1005	SA
.....4	2203-006048	C873	1	C-CER,CHIP	100nF,10%,10V,X7R,1005	SA
.....4	2203-006048	C874	1	C-CER,CHIP	100nF,10%,10V,X7R,1005	SA
.....4	2203-006048	C875	1	C-CER,CHIP	100nF,10%,10V,X7R,1005	SA
.....4	2203-006048	C876	1	C-CER,CHIP	100nF,10%,10V,X7R,1005	SA
.....4	2203-006048	C877	1	C-CER,CHIP	100nF,10%,10V,X7R,1005	SA
.....4	2203-006048	C878	1	C-CER,CHIP	100nF,10%,10V,X7R,1005	SA
.....4	2203-006048	C879	1	C-CER,CHIP	100nF,10%,10V,X7R,1005	SA
.....4	2203-006048	C880	1	C-CER,CHIP	100nF,10%,10V,X7R,1005	SA
.....4	2203-006048	C881	1	C-CER,CHIP	100nF,10%,10V,X7R,1005	SA
.....4	2203-006048	C883	1	C-CER,CHIP	100nF,10%,10V,X7R,1005	SA
.....4	2203-006048	C887	1	C-CER,CHIP	100nF,10%,10V,X7R,1005	SA
.....4	2203-006048	C898	1	C-CER,CHIP	100nF,10%,10V,X7R,1005	SA
.....4	2203-006048	C899	1	C-CER,CHIP	100nF,10%,10V,X7R,1005	SA
.....4	2203-006048	C901	1	C-CER,CHIP	100nF,10%,10V,X7R,1005	SA
.....4	2203-006048	C908	1	C-CER,CHIP	100nF,10%,10V,X7R,1005	SA
.....4	2203-006048	C915	1	C-CER,CHIP	100nF,10%,10V,X7R,1005	SA
.....4	2203-006048	C921	1	C-CER,CHIP	100nF,10%,10V,X7R,1005	SA

- 이 문서는 삼성전자의 기술 자산으로 승인자만이 사용할 수 있습니다 -
- This Document can not be used without Samsung's authorization -

6. Material List

6 - 1. Material List

Level	Parts Code	Assembled	EA	Description	Spec.	Service
.....4	2203-006048	C922	1	C-CER,CHIP	100nF,10%,10V,X7R,1005	SA
.....4	2203-006048	C923	1	C-CER,CHIP	100nF,10%,10V,X7R,1005	SA
.....4	2203-006048	C924	1	C-CER,CHIP	100nF,10%,10V,X7R,1005	SA
.....4	2203-006170	C78	1	C-CER,CHIP	220nF,10%,16V,X7R,1608	SNA
.....4	2203-006260	C646	1	C-CER,CHIP	220nF,10%,10V,X5R,-,1005	SNA
.....4	2203-006260	C679	1	C-CER,CHIP	220nF,10%,10V,X5R,-,1005	SNA
.....4	2203-006260	C708	1	C-CER,CHIP	220nF,10%,10V,X5R,-,1005	SNA
.....4	2203-006260	C712	1	C-CER,CHIP	220nF,10%,10V,X5R,-,1005	SNA
.....4	2203-006324	C659	1	C-CER,CHIP	2200nF,10%,10V,X5R,1608	SNA
.....4	2203-006324	C660	1	C-CER,CHIP	2200nF,10%,10V,X5R,1608	SNA
.....4	2203-006324	C674	1	C-CER,CHIP	2200nF,10%,10V,X5R,1608	SNA
.....4	2203-006324	C744	1	C-CER,CHIP	2200nF,10%,10V,X5R,1608	SNA
.....4	2203-006324	C754	1	C-CER,CHIP	2200nF,10%,10V,X5R,1608	SNA
.....4	2203-006336	C556	1	C-CER,CHIP	10000nF,10%,25V,X5R,3216	SNA
.....4	2203-006336	C557	1	C-CER,CHIP	10000nF,10%,25V,X5R,3216	SNA
.....4	2203-006336	C587	1	C-CER,CHIP	10000nF,10%,25V,X5R,3216	SNA
.....4	2203-006336	C588	1	C-CER,CHIP	10000nF,10%,25V,X5R,3216	SNA
.....4	2203-006336	C624	1	C-CER,CHIP	10000nF,10%,25V,X5R,3216	SNA
.....4	2203-006336	C625	1	C-CER,CHIP	10000nF,10%,25V,X5R,3216	SNA
.....4	2203-006336	C651	1	C-CER,CHIP	10000nF,10%,25V,X5R,3216	SNA
.....4	2203-006336	C652	1	C-CER,CHIP	10000nF,10%,25V,X5R,3216	SNA
.....4	2203-006336	C663	1	C-CER,CHIP	10000nF,10%,25V,X5R,3216	SNA
.....4	2203-006336	C664	1	C-CER,CHIP	10000nF,10%,25V,X5R,3216	SNA
.....4	2203-006336	C682	1	C-CER,CHIP	10000nF,10%,25V,X5R,3216	SNA
.....4	2203-006336	C683	1	C-CER,CHIP	10000nF,10%,25V,X5R,3216	SNA
.....4	2203-006336	C699	1	C-CER,CHIP	10000nF,10%,25V,X5R,3216	SNA
.....4	2203-006336	C903	1	C-CER,CHIP	10000nF,10%,25V,X5R,3216	SNA
.....4	2203-006348	C41	1	C-CER,CHIP	1000nF,10%,25V,X5R,TP,1608	SNA
.....4	2203-006348	C583	1	C-CER,CHIP	1000nF,10%,25V,X5R,TP,1608	SNA
.....4	2203-006348	C704	1	C-CER,CHIP	1000nF,10%,25V,X5R,TP,1608	SNA
.....4	2203-006348	C709	1	C-CER,CHIP	1000nF,10%,25V,X5R,TP,1608	SNA
.....4	2203-006348	C721	1	C-CER,CHIP	1000nF,10%,25V,X5R,TP,1608	SNA
.....4	2203-006348	C732	1	C-CER,CHIP	1000nF,10%,25V,X5R,TP,1608	SNA
.....4	2203-006348	C844	1	C-CER,CHIP	1000nF,10%,25V,X5R,TP,1608	SNA
.....4	2203-006348	C845	1	C-CER,CHIP	1000nF,10%,25V,X5R,TP,1608	SNA
.....4	2203-006348	C846	1	C-CER,CHIP	1000nF,10%,25V,X5R,TP,1608	SNA
.....4	2203-006348	C852	1	C-CER,CHIP	1000nF,10%,25V,X5R,TP,1608	SNA
.....4	2203-006348	C888	1	C-CER,CHIP	1000nF,10%,25V,X5R,TP,1608	SNA
.....4	2203-006399	C904	1	C-CER,CHIP	1000nF,10%,6.3V,X5R,1005	SNA
.....4	2203-006399	C905	1	C-CER,CHIP	1000nF,10%,6.3V,X5R,1005	SNA
.....4	2203-006399	C906	1	C-CER,CHIP	1000nF,10%,6.3V,X5R,1005	SNA
.....4	2203-006399	C907	1	C-CER,CHIP	1000nF,10%,6.3V,X5R,1005	SNA
.....4	2203-006423	C764	1	C-CER,CHIP	100nF,10%,6.3V,X5R,0603	SA
.....4	2203-006423	C765	1	C-CER,CHIP	100nF,10%,6.3V,X5R,0603	SA
.....4	2203-006423	C766	1	C-CER,CHIP	100nF,10%,6.3V,X5R,0603	SA
.....4	2203-006423	C767	1	C-CER,CHIP	100nF,10%,6.3V,X5R,0603	SA
.....4	2203-006423	C768	1	C-CER,CHIP	100nF,10%,6.3V,X5R,0603	SA
.....4	2203-006423	C769	1	C-CER,CHIP	100nF,10%,6.3V,X5R,0603	SA
.....4	2203-006423	C770	1	C-CER,CHIP	100nF,10%,6.3V,X5R,0603	SA
.....4	2203-006423	C771	1	C-CER,CHIP	100nF,10%,6.3V,X5R,0603	SA
.....4	2203-006423	C772	1	C-CER,CHIP	100nF,10%,6.3V,X5R,0603	SA
.....4	2203-006423	C773	1	C-CER,CHIP	100nF,10%,6.3V,X5R,0603	SA
.....4	2203-006423	C774	1	C-CER,CHIP	100nF,10%,6.3V,X5R,0603	SA
.....4	2203-006423	C775	1	C-CER,CHIP	100nF,10%,6.3V,X5R,0603	SA
.....4	2203-006423	C776	1	C-CER,CHIP	100nF,10%,6.3V,X5R,0603	SA
.....4	2203-006423	C777	1	C-CER,CHIP	100nF,10%,6.3V,X5R,0603	SA
.....4	2203-006423	C778	1	C-CER,CHIP	100nF,10%,6.3V,X5R,0603	SA
.....4	2203-006423	C779	1	C-CER,CHIP	100nF,10%,6.3V,X5R,0603	SA
.....4	2203-006423	C780	1	C-CER,CHIP	100nF,10%,6.3V,X5R,0603	SA
.....4	2203-006423	C781	1	C-CER,CHIP	100nF,10%,6.3V,X5R,0603	SA

- 이 문서는 삼성전자의 기술 자산으로 승인자만이 사용할 수 있습니다 -
- This Document can not be used without Samsung's authorization -

6. Material List

6 - 1. Material List

Level	Parts Code	Assembled	EA	Description	Spec.	Service
.....4	2203-006423	C782	1	C-CER,CHIP	100nF,10%,6.3V,X5R,0603	SA
.....4	2203-006423	C783	1	C-CER,CHIP	100nF,10%,6.3V,X5R,0603	SA
.....4	2203-006423	C784	1	C-CER,CHIP	100nF,10%,6.3V,X5R,0603	SA
.....4	2203-006423	C785	1	C-CER,CHIP	100nF,10%,6.3V,X5R,0603	SA
.....4	2203-006423	C786	1	C-CER,CHIP	100nF,10%,6.3V,X5R,0603	SA
.....4	2203-006423	C787	1	C-CER,CHIP	100nF,10%,6.3V,X5R,0603	SA
.....4	2203-006423	C788	1	C-CER,CHIP	100nF,10%,6.3V,X5R,0603	SA
.....4	2203-006423	C789	1	C-CER,CHIP	100nF,10%,6.3V,X5R,0603	SA
.....4	2203-006423	C790	1	C-CER,CHIP	100nF,10%,6.3V,X5R,0603	SA
.....4	2203-006423	C791	1	C-CER,CHIP	100nF,10%,6.3V,X5R,0603	SA
.....4	2203-006423	C792	1	C-CER,CHIP	100nF,10%,6.3V,X5R,0603	SA
.....4	2203-006423	C793	1	C-CER,CHIP	100nF,10%,6.3V,X5R,0603	SA
.....4	2203-006423	C794	1	C-CER,CHIP	100nF,10%,6.3V,X5R,0603	SA
.....4	2203-006423	C795	1	C-CER,CHIP	100nF,10%,6.3V,X5R,0603	SA
.....4	2203-006474	C541	1	C-CER,CHIP	22000nF,20%,6.3V,X5R,2012	SA
.....4	2203-006474	C641	1	C-CER,CHIP	22000nF,20%,6.3V,X5R,2012	SA
.....4	2203-006474	C645	1	C-CER,CHIP	22000nF,20%,6.3V,X5R,2012	SA
.....4	2203-006474	C710	1	C-CER,CHIP	22000nF,20%,6.3V,X5R,2012	SA
.....4	2203-006474	C717	1	C-CER,CHIP	22000nF,20%,6.3V,X5R,2012	SA
.....4	2203-006474	C718	1	C-CER,CHIP	22000nF,20%,6.3V,X5R,2012	SA
.....4	2203-006474	C730	1	C-CER,CHIP	22000nF,20%,6.3V,X5R,2012	SA
.....4	2203-006474	C762	1	C-CER,CHIP	22000nF,20%,6.3V,X5R,2012	SA
.....4	2203-006474	C833	1	C-CER,CHIP	22000nF,20%,6.3V,X5R,2012	SA
.....4	2203-006824	C723	1	C-CER,CHIP	4700NF,10%,10V,X5R,1608	SA
.....4	2203-006852	C1444	1	C-CER,CHIP	10000nF,10%,6.3V,X5R,TP,2012(0.85T)	SNA
.....4	2203-006852	C30	1	C-CER,CHIP	10000nF,10%,6.3V,X5R,TP,2012(0.85T)	SNA
.....4	2203-006852	C542	1	C-CER,CHIP	10000nF,10%,6.3V,X5R,TP,2012(0.85T)	SNA
.....4	2203-006852	C543	1	C-CER,CHIP	10000nF,10%,6.3V,X5R,TP,2012(0.85T)	SNA
.....4	2203-006852	C544	1	C-CER,CHIP	10000nF,10%,6.3V,X5R,TP,2012(0.85T)	SNA
.....4	2203-006852	C545	1	C-CER,CHIP	10000nF,10%,6.3V,X5R,TP,2012(0.85T)	SNA
.....4	2203-006852	C546	1	C-CER,CHIP	10000nF,10%,6.3V,X5R,TP,2012(0.85T)	SNA
.....4	2203-006852	C547	1	C-CER,CHIP	10000nF,10%,6.3V,X5R,TP,2012(0.85T)	SNA
.....4	2203-006852	C622	1	C-CER,CHIP	10000nF,10%,6.3V,X5R,TP,2012(0.85T)	SNA
.....4	2203-006852	C633	1	C-CER,CHIP	10000nF,10%,6.3V,X5R,TP,2012(0.85T)	SNA
.....4	2203-006852	C647	1	C-CER,CHIP	10000nF,10%,6.3V,X5R,TP,2012(0.85T)	SNA
.....4	2203-006852	C650	1	C-CER,CHIP	10000nF,10%,6.3V,X5R,TP,2012(0.85T)	SNA
.....4	2203-006852	C661	1	C-CER,CHIP	10000nF,10%,6.3V,X5R,TP,2012(0.85T)	SNA
.....4	2203-006852	C662	1	C-CER,CHIP	10000nF,10%,6.3V,X5R,TP,2012(0.85T)	SNA
.....4	2203-006852	C673	1	C-CER,CHIP	10000nF,10%,6.3V,X5R,TP,2012(0.85T)	SNA
.....4	2203-006852	C675	1	C-CER,CHIP	10000nF,10%,6.3V,X5R,TP,2012(0.85T)	SNA
.....4	2203-006852	C676	1	C-CER,CHIP	10000nF,10%,6.3V,X5R,TP,2012(0.85T)	SNA
.....4	2203-006852	C680	1	C-CER,CHIP	10000nF,10%,6.3V,X5R,TP,2012(0.85T)	SNA
.....4	2203-006852	C702	1	C-CER,CHIP	10000nF,10%,6.3V,X5R,TP,2012(0.85T)	SNA
.....4	2203-006852	C703	1	C-CER,CHIP	10000nF,10%,6.3V,X5R,TP,2012(0.85T)	SNA
.....4	2203-006852	C726	1	C-CER,CHIP	10000nF,10%,6.3V,X5R,TP,2012(0.85T)	SNA
.....4	2203-006852	C729	1	C-CER,CHIP	10000nF,10%,6.3V,X5R,TP,2012(0.85T)	SNA
.....4	2203-006852	C737	1	C-CER,CHIP	10000nF,10%,6.3V,X5R,TP,2012(0.85T)	SNA
.....4	2203-006852	C738	1	C-CER,CHIP	10000nF,10%,6.3V,X5R,TP,2012(0.85T)	SNA
.....4	2203-006852	C746	1	C-CER,CHIP	10000nF,10%,6.3V,X5R,TP,2012(0.85T)	SNA
.....4	2203-006852	C747	1	C-CER,CHIP	10000nF,10%,6.3V,X5R,TP,2012(0.85T)	SNA
.....4	2203-006852	C752	1	C-CER,CHIP	10000nF,10%,6.3V,X5R,TP,2012(0.85T)	SNA
.....4	2203-006852	C753	1	C-CER,CHIP	10000nF,10%,6.3V,X5R,TP,2012(0.85T)	SNA
.....4	2203-006852	C756	1	C-CER,CHIP	10000nF,10%,6.3V,X5R,TP,2012(0.85T)	SNA
.....4	2203-006852	C761	1	C-CER,CHIP	10000nF,10%,6.3V,X5R,TP,2012(0.85T)	SNA
.....4	2203-006852	C763	1	C-CER,CHIP	10000nF,10%,6.3V,X5R,TP,2012(0.85T)	SNA
.....4	2203-006852	C796	1	C-CER,CHIP	10000nF,10%,6.3V,X5R,TP,2012(0.85T)	SNA
.....4	2203-006852	C800	1	C-CER,CHIP	10000nF,10%,6.3V,X5R,TP,2012(0.85T)	SNA
.....4	2203-006852	C801	1	C-CER,CHIP	10000nF,10%,6.3V,X5R,TP,2012(0.85T)	SNA
.....4	2203-006852	C803	1	C-CER,CHIP	10000nF,10%,6.3V,X5R,TP,2012(0.85T)	SNA
.....4	2203-006852	C804	1	C-CER,CHIP	10000nF,10%,6.3V,X5R,TP,2012(0.85T)	SNA

- 이 문서는 삼성전자의 기술 자산으로 승인자만이 사용할 수 있습니다 -
- This Document can not be used without Samsung's authorization -

6. Material List

6 - 1. Material List

Level	Parts Code	Assembled	EA	Description	Spec.	Service
.....4	2203-006852	C805	1	C-CER,CHIP	10000nF,10%,6.3V,X5R,TP,2012(0.85T)	SNA
.....4	2203-006852	C817	1	C-CER,CHIP	10000nF,10%,6.3V,X5R,TP,2012(0.85T)	SNA
.....4	2203-006852	C827	1	C-CER,CHIP	10000nF,10%,6.3V,X5R,TP,2012(0.85T)	SNA
.....4	2203-006852	C830	1	C-CER,CHIP	10000nF,10%,6.3V,X5R,TP,2012(0.85T)	SNA
.....4	2203-006852	C832	1	C-CER,CHIP	10000nF,10%,6.3V,X5R,TP,2012(0.85T)	SNA
.....4	2203-006852	C835	1	C-CER,CHIP	10000nF,10%,6.3V,X5R,TP,2012(0.85T)	SNA
.....4	2203-006852	C851	1	C-CER,CHIP	10000nF,10%,6.3V,X5R,TP,2012(0.85T)	SNA
.....4	2203-006852	C853	1	C-CER,CHIP	10000nF,10%,6.3V,X5R,TP,2012(0.85T)	SNA
.....4	2203-006852	C859	1	C-CER,CHIP	10000nF,10%,6.3V,X5R,TP,2012(0.85T)	SNA
.....4	2203-006852	C866	1	C-CER,CHIP	10000nF,10%,6.3V,X5R,TP,2012(0.85T)	SNA
.....4	2203-006852	C867	1	C-CER,CHIP	10000nF,10%,6.3V,X5R,TP,2012(0.85T)	SNA
.....4	2203-006852	C872	1	C-CER,CHIP	10000nF,10%,6.3V,X5R,TP,2012(0.85T)	SNA
.....4	2203-006852	C884	1	C-CER,CHIP	10000nF,10%,6.3V,X5R,TP,2012(0.85T)	SNA
.....4	2203-006852	C886	1	C-CER,CHIP	10000nF,10%,6.3V,X5R,TP,2012(0.85T)	SNA
.....4	2203-006852	C913	1	C-CER,CHIP	10000nF,10%,6.3V,X5R,TP,2012(0.85T)	SNA
.....4	2203-006852	C914	1	C-CER,CHIP	10000nF,10%,6.3V,X5R,TP,2012(0.85T)	SNA
.....4	2203-006852	C919	1	C-CER,CHIP	10000nF,10%,6.3V,X5R,TP,2012(0.85T)	SNA
.....4	2203-006852	C927	1	C-CER,CHIP	10000nF,10%,6.3V,X5R,TP,2012(0.85T)	SNA
.....4	2203-006960	C508	1	C-CER,CHIP	1000nF,10%,50V,X7R,TP,2012	SA
.....4	2203-006960	C509	1	C-CER,CHIP	1000nF,10%,50V,X7R,TP,2012	SA
.....4	2402-001120	EC502	1	C-POLYMER AL CHIP	330uF,0.2,6.3V,-,TP,7.3x4.3x2.8,0	SNA
.....4	2402-001120	EC504	1	C-POLYMER AL CHIP	330uF,0.2,6.3V,-,TP,7.3x4.3x2.8,0	SNA
.....4	2402-001316	EC508	1	C-AL,SMD	330µF,20%,2.5V,-,TP,7.3*4.3*1.9mm	SNA
.....4	2402-001316	EC509	1	C-AL,SMD	330µF,20%,2.5V,-,TP,7.3*4.3*1.9mm	SNA
.....4	2402-001316	EC510	1	C-AL,SMD	330µF,20%,2.5V,-,TP,7.3*4.3*1.9mm	SNA
.....4	2402-001316	EC515	1	C-AL,SMD	330µF,20%,2.5V,-,TP,7.3*4.3*1.9mm	SNA
.....4	2409-001129	EC505	1	C-POLYMER ,CHIP	100uF,20%,6.3V,WT,TP,3.5*2.8*1.9,-	SNA
.....4	2409-001129	EC513	1	C-POLYMER ,CHIP	100uF,20%,6.3V,WT,TP,3.5*2.8*1.9,-	SNA
.....4	2409-001129	EC516	1	C-POLYMER ,CHIP	100uF,20%,6.3V,WT,TP,3.5*2.8*1.9,-	SNA
.....4	2409-001129	EC517	1	C-POLYMER ,CHIP	100uF,20%,6.3V,WT,TP,3.5*2.8*1.9,-	SNA
.....4	2409-001131	EC514	1	C-POLYMER ,CHIP	330uF,20%,2.5V,-,TP,6.0*3.2*.2.5,-	SNA
.....4	2409-001159	EC5	1	C-ORGANIC,SMD	220uF,20%,2.5V,-,Tape and Reel,3.5*2.8*1.9,-	SNA
.....4	2409-001159	EC506	1	C-ORGANIC,SMD	220uF,20%,2.5V,-,Tape and Reel,3.5*2.8*1.9,-	SNA
.....4	2409-001159	EC507	1	C-ORGANIC,SMD	220uF,20%,2.5V,-,Tape and Reel,3.5*2.8*1.9,-	SNA
.....4	2409-001159	EC511	1	C-ORGANIC,SMD	220uF,20%,2.5V,-,Tape and Reel,3.5*2.8*1.9,-	SNA
.....4	2409-001170	EC503	1	C-POLYMER ,CHIP	1000uF,20%,2.5V,-,TP,16.7x12.3mm,-	SNA
.....4	2703-002992	L6	1	INDUCTOR-SMD	0.39uH,20%,10x10mm	SNA
.....4	2703-002992	L7	1	INDUCTOR-SMD	0.39uH,20%,10x10mm	SNA
.....4	2703-003135	L500	1	INDUCTOR-SMD	4.7uH,20%,6965	SNA
.....4	2703-003170	L501	1	INDUCTOR-SMD	3.3uH,20%,6965	SNA
.....4	2703-003191	L502	1	INDUCTOR-SMD	2.2uH,20%,6965	SNA
.....4	2703-003191	L503	1	INDUCTOR-SMD	2.2uH,20%,6965	SNA
.....4	2703-003191	L504	1	INDUCTOR-SMD	2.2uH,20%,6965	SNA
.....4	2703-003191	L506	1	INDUCTOR-SMD	2.2uH,20%,6965	SNA
.....4	2801-003856	Y501	1	CRYSTAL-SMD	0.032768MHz,20ppm,28-ACP,7pF,65000ohm,TP	SA
.....4	2801-004517	Y500	1	CRYSTAL-SMD	25.0MHz,30ppm,-,10pF,50ohm,TP	SNA
.....4	2801-004518	Y502	1	CRYSTAL-SMD	14.31818MHz,30ppm,-,16pF,70ohm,TP	SNA
.....4	3301-001272	B509	1	BEAD-SMD	120ohm,2x1.25x1mm,-,TR,-,-,-	SNA
.....4	3301-001272	B510	1	BEAD-SMD	120ohm,2x1.25x1mm,-,TR,-,-,-	SNA
.....4	3301-001569	B519	1	BEAD-SMD	600ohm,2012,1000mA,TP,520ohm/90MHz,730ohm/150MHz,0.1ohm	SNA
.....4	3301-001569	B520	1	BEAD-SMD	600ohm,2012,1000mA,TP,520ohm/90MHz,730ohm/150MHz,0.1ohm	SNA
.....4	3301-001594	B525	1	BEAD-SMD	90ohm,2.0*1.2*1.3mm,-,TP,-,-,-	SA
.....4	3301-001649	B500	1	BEAD-SMD	180ohm,1608,-,TP,-,226ohm/389MHz,-	SNA
.....4	3301-001649	B501	1	BEAD-SMD	180ohm,1608,-,TP,-,226ohm/389MHz,-	SNA
.....4	3301-001649	B506	1	BEAD-SMD	180ohm,1608,-,TP,-,226ohm/389MHz,-	SNA
.....4	3301-001649	B507	1	BEAD-SMD	180ohm,1608,-,TP,-,226ohm/389MHz,-	SNA
.....4	3301-001649	B508	1	BEAD-SMD	180ohm,1608,-,TP,-,226ohm/389MHz,-	SNA
.....4	3301-001649	B511	1	BEAD-SMD	180ohm,1608,-,TP,-,226ohm/389MHz,-	SNA
.....4	3301-001649	B512	1	BEAD-SMD	180ohm,1608,-,TP,-,226ohm/389MHz,-	SNA
.....4	3301-001649	B514	1	BEAD-SMD	180ohm,1608,-,TP,-,226ohm/389MHz,-	SNA

- 이 문서는 삼성전자의 기술 자산으로 승인자만이 사용할 수 있습니다 -
- This Document can not be used without Samsung's authorization -

6. Material List

6 - 1. Material List

Level	Parts Code	Assembled	EA	Description	Spec.	Service
.....4	3301-001649	B515	1	BEAD-SMD	180ohm,1608,-,TP,-,226ohm/389MHz,-	SNA
.....4	3301-001649	B516	1	BEAD-SMD	180ohm,1608,-,TP,-,226ohm/389MHz,-	SNA
.....4	3301-001649	B517	1	BEAD-SMD	180ohm,1608,-,TP,-,226ohm/389MHz,-	SNA
.....4	3301-001649	B521	1	BEAD-SMD	180ohm,1608,-,TP,-,226ohm/389MHz,-	SNA
.....4	3301-001649	B522	1	BEAD-SMD	180ohm,1608,-,TP,-,226ohm/389MHz,-	SNA
.....4	3301-001649	B523	1	BEAD-SMD	180ohm,1608,-,TP,-,226ohm/389MHz,-	SNA
.....4	3301-001649	B524	1	BEAD-SMD	180ohm,1608,-,TP,-,226ohm/389MHz,-	SNA
.....4	3301-001649	B526	1	BEAD-SMD	180ohm,1608,-,TP,-,226ohm/389MHz,-	SNA
.....4	3301-001649	B527	1	BEAD-SMD	180ohm,1608,-,TP,-,226ohm/389MHz,-	SNA
.....4	3301-001649	B528	1	BEAD-SMD	180ohm,1608,-,TP,-,226ohm/389MHz,-	SNA
.....4	3301-001649	B529	1	BEAD-SMD	180ohm,1608,-,TP,-,226ohm/389MHz,-	SNA
.....4	3301-001649	B530	1	BEAD-SMD	180ohm,1608,-,TP,-,226ohm/389MHz,-	SNA
.....4	3301-001649	B531	1	BEAD-SMD	180ohm,1608,-,TP,-,226ohm/389MHz,-	SNA
.....4	3301-001649	B532	1	BEAD-SMD	180ohm,1608,-,TP,-,226ohm/389MHz,-	SNA
.....4	3301-001649	B533	1	BEAD-SMD	180ohm,1608,-,TP,-,226ohm/389MHz,-	SNA
.....4	3301-001649	B534	1	BEAD-SMD	180ohm,1608,-,TP,-,226ohm/389MHz,-	SNA
.....4	3301-001649	B535	1	BEAD-SMD	180ohm,1608,-,TP,-,226ohm/389MHz,-	SNA
.....4	3301-001649	L505	1	BEAD-SMD	180ohm,1608,-,TP,-,226ohm/389MHz,-	SNA
.....4	3404-001311	SW500	1	SWITCH-TACT	12VDC,50mA,100gf,6.0x6.0x5.0mm,SPST	SA
.....4	3708-001824	J500	1	CONNECTOR-FPC/FFC/PIC	8P,0.5mm,SMD-A,AU,ZIF,-,BOTTOM	SNA
.....4	3708-002166	J504	1	CONNECTOR-FPC/FFC/PIC	25P,0.5mm,SMD-A,AU,Y,FLIP,BOTTOM	SA
.....4	3708-002172	J516	1	CONNECTOR-FPC/FFC/PIC	61P,0.3mm,SMD-A,AU,Y,FLIP,BOTTOM	SNA
.....4	3708-002365	J502	1	CONNECTOR-FPC/FFC/PIC	32P,0.5mm,SMD-A,AU,Y,FLIP,BOTTOM	SNA
.....4	3708-002365	J509	1	CONNECTOR-FPC/FFC/PIC	32P,0.5mm,SMD-A,AU,Y,FLIP,BOTTOM	SNA
.....4	3708-002402	J510	1	CONNECTOR-FPC/FFC/PIC	6P,1.0mm,SMD-A,SnBi,Y,SLIDE,BOTTOM	SA
.....4	3708-002580	J515	1	CONNECTOR-FPC/FFC/PIC	24P,0.5mm,SMD-A,Au,Y,FLIP,BOTTOM	SA
.....4	3708-002582	J511	1	CONNECTOR-FPC/FFC/PIC	12P,0.5mm,SMD-A,Au,Y,FLIP,BOTTOM	SA
.....4	3710-002130	J501	1	SOCKET-BOARD TO CABLE	30P,1R,0.5mm,SMD-S,AU,NTR	SA
.....4	3711-000541	J513	1	HEADER-BOARD TO CABLE	BOX,2P,1R,1.25mm,SMD-A,SN,NTR	SNA
.....4	3711-000922	J503	1	HEADER-BOARD TO CABLE	BOX,4P,1R,1.25mm,SMD-A,SN,WHT	SNA
.....4	3711-000922	J507	1	HEADER-BOARD TO CABLE	BOX,4P,1R,1.25mm,SMD-A,SN,WHT	SNA
.....4	3711-000922	J512	1	HEADER-BOARD TO CABLE	BOX,4P,1R,1.25mm,SMD-A,SN,WHT	SNA
.....4	3711-005753	J506	1	HEADER-BOARD TO BOARD	BOX,10P,1R,1mm,SMD-A,Sn,IVORY	SNA
.....4	3711-005753	J514	1	HEADER-BOARD TO BOARD	BOX,10P,1R,1mm,SMD-A,Sn,IVORY	SNA
.....4	BA11-00049A	U520	1	IC MASK ROM-HDCP ROM	AT24C16BN-SH-T,MADRID,16K,-,-,8,5.5V,HDCP ROM,-40to85,1.8x2.2mm,TR	SNA
.....4	BA61-01090A	M500	1	SUPPORT-MINICARD	RIMINI,ALLOY,T1.5,W4.5,L1.5mm,NTR,-	SNA
.....4	BA61-01090A	M501	1	SUPPORT-MINICARD	RIMINI,ALLOY,T1.5,W4.5,L1.5mm,NTR,-	SNA
.....4	BA61-01090A	M502	1	SUPPORT-MINICARD	RIMINI,ALLOY,T1.5,W4.5,L1.5mm,NTR,-	SNA
.....4	BA68-10191W	SMT CODE	1	LABEL-BARCODE	Note PC ALL,-,ARTPAPER,-,W6,L40mm,White,-,PCB-TOP/BOTTOM,Barcode-SMT	SNA
.....3	BA92-04982D	SMT_D	1	ASSY MOTHER BD-SMT_D	SANTORINI,PENRYN 2.53G_25W,-,3MB L2 CACHE,256MB,-,MOBILE,GM45	SNA
.....4	0401-001197	D3	1	DIODE-SWITCHING	MMBD4148W,100VV,300mA,SOT-323,TP	SA
.....4	0401-001197	D519	1	DIODE-SWITCHING	MMBD4148W,100VV,300mA,SOT-323,TP	SA
.....4	0404-001003	D4	1	DIODE-SCHOTTKY	BAT54W,30V,200mA,SOT-323,TP	SNA
.....4	0404-001088	D13	1	DIODE-SCHOTTKY	BAT54CW,30V,200MA,SOT-323,TP	SNA
.....4	0505-001049	Q14	1	FET-SILICON	BSS84,P,-50V,-130mA,-,360W,SOT-23	SNA
.....4	0505-001049	Q15	1	FET-SILICON	BSS84,P,-50V,-130mA,-,360W,SOT-23	SNA
.....4	0505-001173	Q3	1	FET-SILICON	PHKD13N03LT,N,30V,10.4A,0.02ohm,3.57W,SO-8	SNA
.....4	0505-001861	Q1	1	FET-SILICON	SI2315BDS,P,-12V,-3A,0.100OHM,0.75W,SOT-23	SNA
.....4	0505-001883	Q11	1	FET-SILICON	RHU002N06,N,60V,200MA,3.3OHM,0.15W,SOT-323	SNA
.....4	0505-001883	Q16	1	FET-SILICON	RHU002N06,N,60V,200MA,3.3OHM,0.15W,SOT-323	SNA
.....4	0505-001883	Q19	1	FET-SILICON	RHU002N06,N,60V,200MA,3.3OHM,0.15W,SOT-323	SNA
.....4	0505-001883	Q20	1	FET-SILICON	RHU002N06,N,60V,200MA,3.3OHM,0.15W,SOT-323	SNA
.....4	0505-001883	Q4	1	FET-SILICON	RHU002N06,N,60V,200MA,3.3OHM,0.15W,SOT-323	SNA
.....4	0505-001883	Q5	1	FET-SILICON	RHU002N06,N,60V,200MA,3.3OHM,0.15W,SOT-323	SNA
.....4	0505-001883	Q544	1	FET-SILICON	RHU002N06,N,60V,200MA,3.3OHM,0.15W,SOT-323	SNA
.....4	0505-002068	Q529	1	FET-SILICON	SM6K2,N,60V,200mA,4ohm,.2W,SOT-23-6	SNA
.....4	0505-002068	Q8	1	FET-SILICON	SM6K2,N,60V,200mA,4ohm,.2W,SOT-23-6	SNA
.....4	0505-002166	Q2	1	FET-SILICON	SI2307BDS,P,30V,3.2A,0.063ohm,0.8W,SOT-23	SNA
.....4	0505-002183	U14	1	FET-SILICON	AP4435GM,P,-30V,-8A,0.015ohm,2.5W,SO-8	SNA
.....4	0505-002183	U6	1	FET-SILICON	AP4435GM,P,-30V,-8A,0.015ohm,2.5W,SO-8	SNA

- 이 문서는 삼성전자의 기술 자산으로 승인자만이 사용할 수 있습니다 -
- This Document can not be used without Samsung's authorization -

6. Material List

6 - 1. Material List

Level	Parts Code	Assembled	EA	Description	Spec.	Service
.....4	0505-002189	Q6	1	FET-SILICON	AP6680AGM,N,30V,12A,0.0165ohm,2.5W,SO-8	SNA
.....4	0505-002189	Q7	1	FET-SILICON	AP6680AGM,N,30V,12A,0.0165ohm,2.5W,SO-8	SNA
.....4	0505-002332	Q18	1	FET-SILICON	Si7686DP,N,30V,35A,0.0095ohm,37.9W,SO-8 (PowerPAK)	SNA
.....4	0505-002333	Q17	1	FET-SILICON	Si7634BDP,N,30V,40A,0.0054ohm,48W,SO-8 (PowerPAK)	SNA
.....4	0801-002478	U513	1	IC-CMOS LOGIC	7SZ14,SCHMITT TRIGGER,SOT-23,5P,63MIL,SINGLE,TR,-,6V,6V,-40to+85,200mW,-0.5V,50mA,20mA,50mA	SNA
.....4	0801-002628	U2	1	IC-CMOS LOGIC	7SZ08,2-INPUT AND GATE,SC-70,5P,49MIL,SINGLE,TP,CMOS,1.8/5.5V,0V,-40to+85,150mW,0V,20uA,10uA,-	SA
.....4	0801-002998	U7	1	IC-CMOS LOGIC	74AHCT1G125,Single buffer,SC-70,5P,2x1.25mm,SINGLE,TP,3-STATE,4.5/5.5V,0.44V,-40	SNA
.....4	0801-002998	U8	1	IC-CMOS LOGIC	74AHCT1G125,Single buffer,SC-70,5P,2x1.25mm,SINGLE,TP,3-STATE,4.5/5.5V,0.44V,-40	SNA
.....4	0903-001439	U16	1	IC-MICROCOMPUTER	HD64F2110BVTE10V,TQFP,100P,16x16mm,10MHz,TR,PLASTIC,3.3V,30mA,-20to+75,2KB,-	SA
.....4	0904-002073	U22	1	IC-I/O SUPPORT CHIP	SLB9635TT1.2,4Bit,TSSOP,28P,9.7x6.4mm,33MHz,TR,Plastic,3.3V,-,0to+70C,4Bit,TPM1	SA
.....4	0904-002375	U21	1	IC-GRAPHIC CONT.	NB9M-GE-S-U2/H,BGA,533P,23x23mm,529MHz,TR,-,1.09V,10.13W,0to+105C,With HDCP	SA
.....4	0904-002376	U15	1	IC-DRAM CONTROLLER	EB88CTPM,FCBGA,1329P,34x34mm,-,TR,PLASTIC,1.05V,7W,0to+105C,PM45	SA
.....4	1001-001097	U11	1	IC-ANALOG SWITCH	FST3125,BUS SWITCH,TSSOP,14P,173MIL,QUAD,7V,-40TO+85C,PLASTIC,-,4OHM,5.6NS,5.5NS	SA
.....4	1001-001097	U12	1	IC-ANALOG SWITCH	FST3125,BUS SWITCH,TSSOP,14P,173MIL,QUAD,7V,-40TO+85C,PLASTIC,-,4OHM,5.6NS,5.5NS	SA
.....4	1001-001097	U13	1	IC-ANALOG SWITCH	FST3125,BUS SWITCH,TSSOP,14P,173MIL,QUAD,7V,-40TO+85C,PLASTIC,-,4OHM,5.6NS,5.5NS	SA
.....4	1001-001329	U3	1	IC-ANALOG MULTIPLEX	STMUX1000LQTR,-,QFN,56P,11x5mm,-,4V,-65to+150C,PLASTIC,1.08mW,8ohm,30ns,50ns,-,-	SA
.....4	1001-001550	U3	1	IC-ANALOG SWITCH	TS3L500AE,Gigabit LAN Switch,TQFN,56P,5x11mm,DUAL,3.0-3.6V,-40to+85C,Plastic,-,6ohm,-,0.25ns,-,TP,Gigabit LAN Switch	SA
.....4	1103-001165	U5	1	IC-EEPROM	24C08,8KBIT,1KX8BIT,SOP,8P,5X4MM,-,2.5/5.5V,-,-40TO+85C,100UA,TP	SA
.....4	1103-001431	U5	1	IC-EEPROM	AT24C08BN,8Kbit,1Kx8,SOP,8P,4.9x3.9mm,-,1.8/5.5,-,-40to+85C,18uA,TP	SNA
.....4	1107-001600	U20	1	IC-NOR FLASH	MX25L1605A,16Mbit,2Mx8Bit,SOP,8P,5.4x5.4mm,-,2.7/3.6V,-,0to+70C,50uA,TP	SNA
.....4	1201-001991	U23	1	IC-AUDIO AMP	TPA6017A2PWPR,TSSOP,20P,6.5x4.4mm,4,21.6dB,PLASTIC,6V,1.4W,-40to+85C,-,-,-,-,-,	SA
.....4	1203-002364	U17	1	IC-RESET	TPS3809L30DBVR,SOT-23,3P,63MIL,PLASTIC,3.3V,437mW,-40to+85C,20mA,-/7V,TP	SNA
.....4	1203-005223	U1	1	IC-PWM CONTROLLER	TPS61181RTE,MLPQ,16P,3x3mm,PLASTIC,5/38V,370mw,-40to+85C,25mA,-,TP	SA
.....4	1205-002596	U19	1	IC-SWITCH	TPS2062,SOIC,8P,5x6x1.65mm,PLASTIC,5V,585.82mW,-40to+85C,TP,-	SA
.....4	1205-003091	U4	1	IC-ETHERNET CONTROLLER	88E8055,QFN,64P,9x9mm,PLASTIC,3.63V,800mW,0to+70C,TR,PCI-E, Gigabit Ethernet	SA
.....4	1205-003156	U25	1	IC-CLOCK GENERATOR	SLG8SP513,QFN,64P,9x9mm,PLASTIC,3.465V,0.825W,0to+70C,-,clock generator	SA
.....4	1205-003159	U25	1	IC-CLOCK GENERATOR	IDTCV179CNLG,MLF,64P,9x9mm,PLASTIC,3.465V,0.825W,0to+70C,TP,clock generator	SA
.....4	2007-000067	R264	1	R-CHIP	15Kohm,1%,1/10W,TP,1608	SNA
.....4	2007-000067	R269	1	R-CHIP	15Kohm,1%,1/10W,TP,1608	SNA
.....4	2007-000067	R271	1	R-CHIP	15Kohm,1%,1/10W,TP,1608	SNA
.....4	2007-000067	R273	1	R-CHIP	15Kohm,1%,1/10W,TP,1608	SNA
.....4	2007-000070	R145	1	R-CHIP	0ohm,5%,1/10W,TP,1608	SNA
.....4	2007-000070	R146	1	R-CHIP	0ohm,5%,1/10W,TP,1608	SNA
.....4	2007-000070	R147	1	R-CHIP	0ohm,5%,1/10W,TP,1608	SNA
.....4	2007-000070	R294	1	R-CHIP	0ohm,5%,1/10W,TP,1608	SNA
.....4	2007-000141	R10	1	R-CHIP	2.2Kohm,5%,1/16W,TP,1005	SNA
.....4	2007-000141	R11	1	R-CHIP	2.2Kohm,5%,1/16W,TP,1005	SNA
.....4	2007-000141	R181	1	R-CHIP	2.2Kohm,5%,1/16W,TP,1005	SNA
.....4	2007-000141	R218	1	R-CHIP	2.2Kohm,5%,1/16W,TP,1005	SNA
.....4	2007-000141	R231	1	R-CHIP	2.2Kohm,5%,1/16W,TP,1005	SNA
.....4	2007-000141	R232	1	R-CHIP	2.2Kohm,5%,1/16W,TP,1005	SNA
.....4	2007-000141	R233	1	R-CHIP	2.2Kohm,5%,1/16W,TP,1005	SNA
.....4	2007-000141	R235	1	R-CHIP	2.2Kohm,5%,1/16W,TP,1005	SNA
.....4	2007-000141	R236	1	R-CHIP	2.2Kohm,5%,1/16W,TP,1005	SNA
.....4	2007-000141	R250	1	R-CHIP	2.2Kohm,5%,1/16W,TP,1005	SNA
.....4	2007-000141	R310	1	R-CHIP	2.2Kohm,5%,1/16W,TP,1005	SNA
.....4	2007-000143	R161	1	R-CHIP	4.7Kohm,5%,1/16W,TP,1005	SNA
.....4	2007-000143	R166	1	R-CHIP	4.7Kohm,5%,1/16W,TP,1005	SNA
.....4	2007-000143	R178	1	R-CHIP	4.7Kohm,5%,1/16W,TP,1005	SNA
.....4	2007-000143	R182	1	R-CHIP	4.7Kohm,5%,1/16W,TP,1005	SNA
.....4	2007-000143	R21	1	R-CHIP	4.7Kohm,5%,1/16W,TP,1005	SNA
.....4	2007-000143	R543	1	R-CHIP	4.7Kohm,5%,1/16W,TP,1005	SNA
.....4	2007-000157	R204	1	R-CHIP	47Kohm,5%,1/16W,TP,1005	SNA

- 이 문서는 삼성전자의 기술 자산으로 승인자만이 사용할 수 있습니다 -
- This Document can not be used without Samsung's authorization -

6. Material List

6 - 1. Material List

Level	Parts Code	Assembled	EA	Description	Spec.	Service
.....4	2007-000157	R71	1	R-CHIP	47Kohm,5%,1/16W,TP,1005	SNA
.....4	2007-000168	R93	1	R-CHIP	470Kohm,5%,1/16W,TP,1005	SNA
.....4	2007-000171	R102	1	R-CHIP	0ohm,5%,1/16W,TP,1005	SNA
.....4	2007-000171	R103	1	R-CHIP	0ohm,5%,1/16W,TP,1005	SNA
.....4	2007-000171	R106	1	R-CHIP	0ohm,5%,1/16W,TP,1005	SNA
.....4	2007-000171	R12	1	R-CHIP	0ohm,5%,1/16W,TP,1005	SNA
.....4	2007-000171	R13	1	R-CHIP	0ohm,5%,1/16W,TP,1005	SNA
.....4	2007-000171	R184	1	R-CHIP	0ohm,5%,1/16W,TP,1005	SNA
.....4	2007-000171	R197	1	R-CHIP	0ohm,5%,1/16W,TP,1005	SNA
.....4	2007-000171	R237	1	R-CHIP	0ohm,5%,1/16W,TP,1005	SNA
.....4	2007-000171	R247	1	R-CHIP	0ohm,5%,1/16W,TP,1005	SNA
.....4	2007-000171	R253	1	R-CHIP	0ohm,5%,1/16W,TP,1005	SNA
.....4	2007-000171	R262	1	R-CHIP	0ohm,5%,1/16W,TP,1005	SNA
.....4	2007-000171	R277	1	R-CHIP	0ohm,5%,1/16W,TP,1005	SNA
.....4	2007-000171	R285	1	R-CHIP	0ohm,5%,1/16W,TP,1005	SNA
.....4	2007-000171	R289	1	R-CHIP	0ohm,5%,1/16W,TP,1005	SNA
.....4	2007-000171	R300	1	R-CHIP	0ohm,5%,1/16W,TP,1005	SNA
.....4	2007-000171	R47	1	R-CHIP	0ohm,5%,1/16W,TP,1005	SNA
.....4	2007-000171	R51	1	R-CHIP	0ohm,5%,1/16W,TP,1005	SNA
.....4	2007-000171	R66	1	R-CHIP	0ohm,5%,1/16W,TP,1005	SNA
.....4	2007-000171	R70	1	R-CHIP	0ohm,5%,1/16W,TP,1005	SNA
.....4	2007-000171	R814	1	R-CHIP	0ohm,5%,1/16W,TP,1005	SNA
.....4	2007-000171	R815	1	R-CHIP	0ohm,5%,1/16W,TP,1005	SNA
.....4	2007-000172	R68	1	R-CHIP	10ohm,5%,1/16W,TP,1005	SNA
.....4	2007-000172	R83	1	R-CHIP	10ohm,5%,1/16W,TP,1005	SNA
.....4	2007-000173	R34	1	R-CHIP	22ohm,5%,1/16W,TP,1005	SNA
.....4	2007-000173	R35	1	R-CHIP	22ohm,5%,1/16W,TP,1005	SNA
.....4	2007-000309	R36	1	R-CHIP	10ohm,5%,1/10W,TP,1608	SA
.....4	2007-000309	R541	1	R-CHIP	10ohm,5%,1/10W,TP,1608	SA
.....4	2007-000309	R542	1	R-CHIP	10ohm,5%,1/10W,TP,1608	SA
.....4	2007-000309	R817	1	R-CHIP	10ohm,5%,1/10W,TP,1608	SA
.....4	2007-000608	R196	1	R-CHIP	240ohm,5%,1/10W,TP,1608	SNA
.....4	2007-000608	R251	1	R-CHIP	240ohm,5%,1/10W,TP,1608	SNA
.....4	2007-000695	R86	1	R-CHIP	3.3ohm,5%,1/10W,TP,1608	SNA
.....4	2007-000758	R221	1	R-CHIP	330Kohm,5%,1/16W,TP,1005	SNA
.....4	2007-000969	R56	1	R-CHIP	5.1ohm,1%,1/10W,TP,1608	SNA
.....4	2007-000969	R85	1	R-CHIP	5.1ohm,1%,1/10W,TP,1608	SNA
.....4	2007-001325	R63	1	R-CHIP	3.3Kohm,5%,1/16W,TP,1005	SNA
.....4	2007-002425	R42	1	R-CHIP	1ohm,5%,1/10W,TP,1608	SNA
.....4	2007-002425	R45	1	R-CHIP	1ohm,5%,1/10W,TP,1608	SNA
.....4	2007-002425	R98	1	R-CHIP	1ohm,5%,1/10W,TP,1608	SNA
.....4	2007-002899	R706	1	R-CHIP	10ohm,1%,1/10W,TP,1608	SNA
.....4	2007-002899	R709	1	R-CHIP	10ohm,1%,1/10W,TP,1608	SNA
.....4	2007-002910	R265	1	R-CHIP	30.1Kohm,1%,1/10W,TP,1608	SNA
.....4	2007-002910	R270	1	R-CHIP	30.1Kohm,1%,1/10W,TP,1608	SNA
.....4	2007-002910	R274	1	R-CHIP	30.1Kohm,1%,1/10W,TP,1608	SNA
.....4	2007-002910	R53	1	R-CHIP	30.1Kohm,1%,1/10W,TP,1608	SNA
.....4	2007-002910	R9	1	R-CHIP	30.1Kohm,1%,1/10W,TP,1608	SNA
.....4	2007-002970	R203	1	R-CHIP	56ohm,5%,1/16W,TP,1005	SNA
.....4	2007-007100	R226	1	R-CHIP	10Mohm,5%,1/16W,TP,1005	SNA
.....4	2007-007107	R120	1	R-CHIP	100Kohm,1%,1/16W,TP,1005	SNA
.....4	2007-007107	R175	1	R-CHIP	100Kohm,1%,1/16W,TP,1005	SNA
.....4	2007-007107	R185	1	R-CHIP	100Kohm,1%,1/16W,TP,1005	SNA
.....4	2007-007107	R219	1	R-CHIP	100Kohm,1%,1/16W,TP,1005	SNA
.....4	2007-007107	R261	1	R-CHIP	100Kohm,1%,1/16W,TP,1005	SNA
.....4	2007-007107	R291	1	R-CHIP	100Kohm,1%,1/16W,TP,1005	SNA
.....4	2007-007107	R4	1	R-CHIP	100Kohm,1%,1/16W,TP,1005	SNA
.....4	2007-007107	R5	1	R-CHIP	100Kohm,1%,1/16W,TP,1005	SNA
.....4	2007-007107	R69	1	R-CHIP	100Kohm,1%,1/16W,TP,1005	SNA
.....4	2007-007107	R837	1	R-CHIP	100Kohm,1%,1/16W,TP,1005	SNA

- 이 문서는 삼성전자의 기술 자산으로 승인자만이 사용할 수 있습니다 -
- This Document can not be used without Samsung's authorization -

6. Material List

6 - 1. Material List

Level	Parts Code	Assembled	EA	Description	Spec.	Service
.....4	2007-007107	R92	1	R-CHIP	100Kohm,1%,1/16W,TP,1005	SNA
.....4	2007-007108	R50	1	R-CHIP	43.2Kohm,1%,1/16W,TP,1005	SNA
.....4	2007-007108	R54	1	R-CHIP	43.2Kohm,1%,1/16W,TP,1005	SNA
.....4	2007-007142	R100	1	R-CHIP	10Kohm,1%,1/16W,TP,1005	SNA
.....4	2007-007142	R104	1	R-CHIP	10Kohm,1%,1/16W,TP,1005	SNA
.....4	2007-007142	R105	1	R-CHIP	10Kohm,1%,1/16W,TP,1005	SNA
.....4	2007-007142	R107	1	R-CHIP	10Kohm,1%,1/16W,TP,1005	SNA
.....4	2007-007142	R108	1	R-CHIP	10Kohm,1%,1/16W,TP,1005	SNA
.....4	2007-007142	R109	1	R-CHIP	10Kohm,1%,1/16W,TP,1005	SNA
.....4	2007-007142	R110	1	R-CHIP	10Kohm,1%,1/16W,TP,1005	SNA
.....4	2007-007142	R111	1	R-CHIP	10Kohm,1%,1/16W,TP,1005	SNA
.....4	2007-007142	R112	1	R-CHIP	10Kohm,1%,1/16W,TP,1005	SNA
.....4	2007-007142	R113	1	R-CHIP	10Kohm,1%,1/16W,TP,1005	SNA
.....4	2007-007142	R114	1	R-CHIP	10Kohm,1%,1/16W,TP,1005	SNA
.....4	2007-007142	R116	1	R-CHIP	10Kohm,1%,1/16W,TP,1005	SNA
.....4	2007-007142	R119	1	R-CHIP	10Kohm,1%,1/16W,TP,1005	SNA
.....4	2007-007142	R124	1	R-CHIP	10Kohm,1%,1/16W,TP,1005	SNA
.....4	2007-007142	R125	1	R-CHIP	10Kohm,1%,1/16W,TP,1005	SNA
.....4	2007-007142	R127	1	R-CHIP	10Kohm,1%,1/16W,TP,1005	SNA
.....4	2007-007142	R128	1	R-CHIP	10Kohm,1%,1/16W,TP,1005	SNA
.....4	2007-007142	R129	1	R-CHIP	10Kohm,1%,1/16W,TP,1005	SNA
.....4	2007-007142	R130	1	R-CHIP	10Kohm,1%,1/16W,TP,1005	SNA
.....4	2007-007142	R131	1	R-CHIP	10Kohm,1%,1/16W,TP,1005	SNA
.....4	2007-007142	R132	1	R-CHIP	10Kohm,1%,1/16W,TP,1005	SNA
.....4	2007-007142	R133	1	R-CHIP	10Kohm,1%,1/16W,TP,1005	SNA
.....4	2007-007142	R134	1	R-CHIP	10Kohm,1%,1/16W,TP,1005	SNA
.....4	2007-007142	R135	1	R-CHIP	10Kohm,1%,1/16W,TP,1005	SNA
.....4	2007-007142	R136	1	R-CHIP	10Kohm,1%,1/16W,TP,1005	SNA
.....4	2007-007142	R137	1	R-CHIP	10Kohm,1%,1/16W,TP,1005	SNA
.....4	2007-007142	R138	1	R-CHIP	10Kohm,1%,1/16W,TP,1005	SNA
.....4	2007-007142	R139	1	R-CHIP	10Kohm,1%,1/16W,TP,1005	SNA
.....4	2007-007142	R140	1	R-CHIP	10Kohm,1%,1/16W,TP,1005	SNA
.....4	2007-007142	R141	1	R-CHIP	10Kohm,1%,1/16W,TP,1005	SNA
.....4	2007-007142	R142	1	R-CHIP	10Kohm,1%,1/16W,TP,1005	SNA
.....4	2007-007142	R150	1	R-CHIP	10Kohm,1%,1/16W,TP,1005	SNA
.....4	2007-007142	R151	1	R-CHIP	10Kohm,1%,1/16W,TP,1005	SNA
.....4	2007-007142	R163	1	R-CHIP	10Kohm,1%,1/16W,TP,1005	SNA
.....4	2007-007142	R164	1	R-CHIP	10Kohm,1%,1/16W,TP,1005	SNA
.....4	2007-007142	R165	1	R-CHIP	10Kohm,1%,1/16W,TP,1005	SNA
.....4	2007-007142	R168	1	R-CHIP	10Kohm,1%,1/16W,TP,1005	SNA
.....4	2007-007142	R169	1	R-CHIP	10Kohm,1%,1/16W,TP,1005	SNA
.....4	2007-007142	R171	1	R-CHIP	10Kohm,1%,1/16W,TP,1005	SNA
.....4	2007-007142	R172	1	R-CHIP	10Kohm,1%,1/16W,TP,1005	SNA
.....4	2007-007142	R179	1	R-CHIP	10Kohm,1%,1/16W,TP,1005	SNA
.....4	2007-007142	R180	1	R-CHIP	10Kohm,1%,1/16W,TP,1005	SNA
.....4	2007-007142	R187	1	R-CHIP	10Kohm,1%,1/16W,TP,1005	SNA
.....4	2007-007142	R188	1	R-CHIP	10Kohm,1%,1/16W,TP,1005	SNA
.....4	2007-007142	R190	1	R-CHIP	10Kohm,1%,1/16W,TP,1005	SNA
.....4	2007-007142	R195	1	R-CHIP	10Kohm,1%,1/16W,TP,1005	SNA
.....4	2007-007142	R199	1	R-CHIP	10Kohm,1%,1/16W,TP,1005	SNA
.....4	2007-007142	R200	1	R-CHIP	10Kohm,1%,1/16W,TP,1005	SNA
.....4	2007-007142	R201	1	R-CHIP	10Kohm,1%,1/16W,TP,1005	SNA
.....4	2007-007142	R206	1	R-CHIP	10Kohm,1%,1/16W,TP,1005	SNA
.....4	2007-007142	R208	1	R-CHIP	10Kohm,1%,1/16W,TP,1005	SNA
.....4	2007-007142	R209	1	R-CHIP	10Kohm,1%,1/16W,TP,1005	SNA
.....4	2007-007142	R210	1	R-CHIP	10Kohm,1%,1/16W,TP,1005	SNA
.....4	2007-007142	R211	1	R-CHIP	10Kohm,1%,1/16W,TP,1005	SNA
.....4	2007-007142	R213	1	R-CHIP	10Kohm,1%,1/16W,TP,1005	SNA
.....4	2007-007142	R216	1	R-CHIP	10Kohm,1%,1/16W,TP,1005	SNA
.....4	2007-007142	R225	1	R-CHIP	10Kohm,1%,1/16W,TP,1005	SNA

- 이 문서는 삼성전자의 기술 자산으로 승인자만이 사용할 수 있습니다 -
- This Document can not be used without Samsung's authorization -

6. Material List

6 - 1. Material List

Level	Parts Code	Assembled	EA	Description	Spec.	Service
.....4	2007-007142	R252	1	R-CHIP	10Kohm,1%,1/16W,TP,1005	SNA
.....4	2007-007142	R257	1	R-CHIP	10Kohm,1%,1/16W,TP,1005	SNA
.....4	2007-007142	R266	1	R-CHIP	10Kohm,1%,1/16W,TP,1005	SNA
.....4	2007-007142	R280	1	R-CHIP	10Kohm,1%,1/16W,TP,1005	SNA
.....4	2007-007142	R301	1	R-CHIP	10Kohm,1%,1/16W,TP,1005	SNA
.....4	2007-007142	R308	1	R-CHIP	10Kohm,1%,1/16W,TP,1005	SNA
.....4	2007-007142	R315	1	R-CHIP	10Kohm,1%,1/16W,TP,1005	SNA
.....4	2007-007142	R319	1	R-CHIP	10Kohm,1%,1/16W,TP,1005	SNA
.....4	2007-007142	R43	1	R-CHIP	10Kohm,1%,1/16W,TP,1005	SNA
.....4	2007-007142	R46	1	R-CHIP	10Kohm,1%,1/16W,TP,1005	SNA
.....4	2007-007142	R610	1	R-CHIP	10Kohm,1%,1/16W,TP,1005	SNA
.....4	2007-007142	R65	1	R-CHIP	10Kohm,1%,1/16W,TP,1005	SNA
.....4	2007-007142	R67	1	R-CHIP	10Kohm,1%,1/16W,TP,1005	SNA
.....4	2007-007142	R671	1	R-CHIP	10Kohm,1%,1/16W,TP,1005	SNA
.....4	2007-007142	R76	1	R-CHIP	10Kohm,1%,1/16W,TP,1005	SNA
.....4	2007-007142	R77	1	R-CHIP	10Kohm,1%,1/16W,TP,1005	SNA
.....4	2007-007142	R78	1	R-CHIP	10Kohm,1%,1/16W,TP,1005	SNA
.....4	2007-007142	R79	1	R-CHIP	10Kohm,1%,1/16W,TP,1005	SNA
.....4	2007-007142	R802	1	R-CHIP	10Kohm,1%,1/16W,TP,1005	SNA
.....4	2007-007142	R81	1	R-CHIP	10Kohm,1%,1/16W,TP,1005	SNA
.....4	2007-007142	R810	1	R-CHIP	10Kohm,1%,1/16W,TP,1005	SNA
.....4	2007-007142	R822	1	R-CHIP	10Kohm,1%,1/16W,TP,1005	SNA
.....4	2007-007142	R823	1	R-CHIP	10Kohm,1%,1/16W,TP,1005	SNA
.....4	2007-007142	R87	1	R-CHIP	10Kohm,1%,1/16W,TP,1005	SNA
.....4	2007-007142	R94	1	R-CHIP	10Kohm,1%,1/16W,TP,1005	SNA
.....4	2007-007142	R95	1	R-CHIP	10Kohm,1%,1/16W,TP,1005	SNA
.....4	2007-007302	R245	1	R-CHIP	24.9ohm,1%,1/10W,TP,1608	SNA
.....4	2007-007302	R246	1	R-CHIP	24.9ohm,1%,1/10W,TP,1608	SNA
.....4	2007-007306	R176	1	R-CHIP	100ohm,1%,1/16W,TP,1005	SNA
.....4	2007-007306	R193	1	R-CHIP	100ohm,1%,1/16W,TP,1005	SNA
.....4	2007-007306	R194	1	R-CHIP	100ohm,1%,1/16W,TP,1005	SNA
.....4	2007-007306	R220	1	R-CHIP	100ohm,1%,1/16W,TP,1005	SNA
.....4	2007-007307	R189	1	R-CHIP	150ohm,1%,1/16W,TP,1005	SNA
.....4	2007-007307	R20	1	R-CHIP	150ohm,1%,1/16W,TP,1005	SNA
.....4	2007-007307	R228	1	R-CHIP	150ohm,1%,1/16W,TP,1005	SNA
.....4	2007-007307	R230	1	R-CHIP	150ohm,1%,1/16W,TP,1005	SNA
.....4	2007-007307	R37	1	R-CHIP	150ohm,1%,1/16W,TP,1005	SNA
.....4	2007-007307	R38	1	R-CHIP	150ohm,1%,1/16W,TP,1005	SNA
.....4	2007-007312	R249	1	R-CHIP	20Kohm,1%,1/16W,TP,1005	SNA
.....4	2007-007312	R295	1	R-CHIP	20Kohm,1%,1/16W,TP,1005	SNA
.....4	2007-007312	R297	1	R-CHIP	20Kohm,1%,1/16W,TP,1005	SNA
.....4	2007-007312	R299	1	R-CHIP	20Kohm,1%,1/16W,TP,1005	SNA
.....4	2007-007312	R318	1	R-CHIP	20Kohm,1%,1/16W,TP,1005	SNA
.....4	2007-007312	R49	1	R-CHIP	20Kohm,1%,1/16W,TP,1005	SNA
.....4	2007-007312	R831	1	R-CHIP	20Kohm,1%,1/16W,TP,1005	SNA
.....4	2007-007318	R122	1	R-CHIP	1Kohm,1%,1/16W,TP,1005	SNA
.....4	2007-007318	R123	1	R-CHIP	1Kohm,1%,1/16W,TP,1005	SNA
.....4	2007-007318	R126	1	R-CHIP	1Kohm,1%,1/16W,TP,1005	SNA
.....4	2007-007318	R283	1	R-CHIP	1Kohm,1%,1/16W,TP,1005	SNA
.....4	2007-007318	R296	1	R-CHIP	1Kohm,1%,1/16W,TP,1005	SNA
.....4	2007-007318	R320	1	R-CHIP	1Kohm,1%,1/16W,TP,1005	SNA
.....4	2007-007318	R321	1	R-CHIP	1Kohm,1%,1/16W,TP,1005	SNA
.....4	2007-007318	R540	1	R-CHIP	1Kohm,1%,1/16W,TP,1005	SNA
.....4	2007-007318	R6	1	R-CHIP	1Kohm,1%,1/16W,TP,1005	SNA
.....4	2007-007334	R8	1	R-CHIP	200Kohm,1%,1/16W,TP,1005	SNA
.....4	2007-007445	R60	1	R-CHIP	9.09Kohm,1%,1/10W,TP,1608	SNA
.....4	2007-007549	R268	1	R-CHIP	4.99Kohm,1%,1/10W,TP,1608	SNA
.....4	2007-007549	R7	1	R-CHIP	4.99Kohm,1%,1/10W,TP,1608	SNA
.....4	2007-007619	R275	1	R-CHIP	60.4ohm,1%,1/10W,TP,1608	SNA
.....4	2007-007619	R276	1	R-CHIP	60.4ohm,1%,1/10W,TP,1608	SNA

- 이 문서는 삼성전자의 기술 자산으로 승인자만이 사용할 수 있습니다 -
- This Document can not be used without Samsung's authorization -

6. Material List

6 - 1. Material List

Level	Parts Code	Assembled	EA	Description	Spec.	Service
.....4	2007-007642	R215	1	R-CHIP	12.1ohm,1%,1/16W,TP,1005	SNA
.....4	2007-007642	R217	1	R-CHIP	12.1ohm,1%,1/16W,TP,1005	SNA
.....4	2007-007642	R224	1	R-CHIP	12.1ohm,1%,1/16W,TP,1005	SNA
.....4	2007-007642	R263	1	R-CHIP	12.1ohm,1%,1/16W,TP,1005	SNA
.....4	2007-007766	R192	1	R-CHIP	2Kohm,1%,1/16W,TP,1005	SNA
.....4	2007-007778	R812	1	R-CHIP	715Kohm,1%,1/10W,TP,1608	SNA
.....4	2007-007778	R82	1	R-CHIP	715Kohm,1%,1/10W,TP,1608	SNA
.....4	2007-007796	R44	1	R-CHIP	2.21Kohm,1%,1/10W,TP,1608	SNA
.....4	2007-007942	R317	1	R-CHIP	1Mohm,1%,1/16W,TP,1005	SNA
.....4	2007-007942	R91	1	R-CHIP	1Mohm,1%,1/16W,TP,1005	SNA
.....4	2007-008007	R222	1	R-CHIP	3.24Kohm,1%,1/10W,TP,1608	SNA
.....4	2007-008223	R298	1	R-CHIP	39.2Kohm,1%,1/10W,TP,1608	SNA
.....4	2007-008293	R167	1	R-CHIP	475ohm,1%,1/16W,TP,1005	SNA
.....4	2007-008293	R173	1	R-CHIP	475ohm,1%,1/16W,TP,1005	SNA
.....4	2007-008293	R242	1	R-CHIP	475ohm,1%,1/16W,TP,1005	SNA
.....4	2007-008293	R282	1	R-CHIP	475ohm,1%,1/16W,TP,1005	SNA
.....4	2007-008293	R303	1	R-CHIP	475ohm,1%,1/16W,TP,1005	SNA
.....4	2007-008293	R304	1	R-CHIP	475ohm,1%,1/16W,TP,1005	SNA
.....4	2007-008293	R90	1	R-CHIP	475ohm,1%,1/16W,TP,1005	SNA
.....4	2007-008294	R302	1	R-CHIP	33ohm,1%,1/16W,TP,1005	SNA
.....4	2007-008294	R311	1	R-CHIP	33ohm,1%,1/16W,TP,1005	SNA
.....4	2007-008294	R80	1	R-CHIP	33ohm,1%,1/16W,TP,1005	SNA
.....4	2007-008298	R3	1	R-CHIP	49.9ohm,1%,1/16W,TP,1005	SNA
.....4	2007-008302	R96	1	R-CHIP	80.6ohm,1%,1/16W,TP,1005	SNA
.....4	2007-008302	R99	1	R-CHIP	80.6ohm,1%,1/16W,TP,1005	SNA
.....4	2007-008304	R101	1	R-CHIP	300Kohm,1%,1/16W,TP,1005	SNA
.....4	2007-008304	R48	1	R-CHIP	300Kohm,1%,1/16W,TP,1005	SNA
.....4	2007-008304	R52	1	R-CHIP	300Kohm,1%,1/16W,TP,1005	SNA
.....4	2007-008314	R198	1	R-CHIP	54.9ohm,1%,1/16W,TP,1005	SNA
.....4	2007-008330	R154	1	R-CHIP	22.6ohm,1%,1/16W,TP,1005	SNA
.....4	2007-008330	R155	1	R-CHIP	22.6ohm,1%,1/16W,TP,1005	SNA
.....4	2007-008330	R156	1	R-CHIP	22.6ohm,1%,1/16W,TP,1005	SNA
.....4	2007-008330	R157	1	R-CHIP	22.6ohm,1%,1/16W,TP,1005	SNA
.....4	2007-008330	R158	1	R-CHIP	22.6ohm,1%,1/16W,TP,1005	SNA
.....4	2007-008330	R159	1	R-CHIP	22.6ohm,1%,1/16W,TP,1005	SNA
.....4	2007-008330	R284	1	R-CHIP	22.6ohm,1%,1/16W,TP,1005	SNA
.....4	2007-008330	R305	1	R-CHIP	22.6ohm,1%,1/16W,TP,1005	SNA
.....4	2007-008330	R306	1	R-CHIP	22.6ohm,1%,1/16W,TP,1005	SNA
.....4	2007-008330	R307	1	R-CHIP	22.6ohm,1%,1/16W,TP,1005	SNA
.....4	2007-008330	R309	1	R-CHIP	22.6ohm,1%,1/16W,TP,1005	SNA
.....4	2007-008330	R313	1	R-CHIP	22.6ohm,1%,1/16W,TP,1005	SNA
.....4	2007-008330	R314	1	R-CHIP	22.6ohm,1%,1/16W,TP,1005	SNA
.....4	2007-008359	R121	1	R-CHIP	3.01Kohm,1%,1/16W,TP,1005	SNA
.....4	2007-008400	R223	1	R-CHIP	453ohm,1%,1/10W,TP,1608	SNA
.....4	2007-008429	R191	1	R-CHIP	499ohm,1%,1/16W,TP,1005	SNA
.....4	2007-008429	R28	1	R-CHIP	499ohm,1%,1/16W,TP,1005	SNA
.....4	2007-008429	R97	1	R-CHIP	499ohm,1%,1/16W,TP,1005	SNA
.....4	2007-008437	R227	1	R-CHIP	121ohm,1%,1/16W,TP,1005	SNA
.....4	2007-008676	R2	1	R-CHIP	80.6Kohm,1%,1/16W,TP,1005	SA
.....4	2007-008708	R229	1	R-CHIP	40.2ohm,1%,1/16W,TP,1005	SNA
.....4	2007-008708	R234	1	R-CHIP	40.2ohm,1%,1/16W,TP,1005	SNA
.....4	2007-008708	R39	1	R-CHIP	40.2ohm,1%,1/16W,TP,1005	SNA
.....4	2007-008708	R40	1	R-CHIP	40.2ohm,1%,1/16W,TP,1005	SNA
.....4	2007-010018	R57	1	R-CHIP	30.1Kohm,0.1%,1/10W,TP,1608	SNA
.....4	2007-010019	R58	1	R-CHIP	100Kohm,0.1%,1/10W,TP,1608	SNA
.....4	2203-000233	C1283	1	C-CER,CHIP	0.1nF,5%,50V,C0G,1005	SNA
.....4	2203-000233	C1284	1	C-CER,CHIP	0.1nF,5%,50V,C0G,1005	SNA
.....4	2203-000233	C25	1	C-CER,CHIP	0.1nF,5%,50V,C0G,1005	SNA
.....4	2203-000233	C524	1	C-CER,CHIP	0.1nF,5%,50V,C0G,1005	SNA
.....4	2203-000233	C525	1	C-CER,CHIP	0.1nF,5%,50V,C0G,1005	SNA

- 이 문서는 삼성전자의 기술 자산으로 승인자만이 사용할 수 있습니다 -
- This Document can not be used without Samsung's authorization -

6. Material List

6 - 1. Material List

Level	Parts Code	Assembled	EA	Description	Spec.	Service
.....4	2203-000233	C527	1	C-CER,CHIP	0.1nF,5%,50V,C0G,1005	SNA
.....4	2203-000233	C528	1	C-CER,CHIP	0.1nF,5%,50V,C0G,1005	SNA
.....4	2203-000233	C63	1	C-CER,CHIP	0.1nF,5%,50V,C0G,1005	SNA
.....4	2203-000233	C64	1	C-CER,CHIP	0.1nF,5%,50V,C0G,1005	SNA
.....4	2203-000233	C65	1	C-CER,CHIP	0.1nF,5%,50V,C0G,1005	SNA
.....4	2203-000278	C1252	1	C-CER,CHIP	0.01nF,0.5pF,50V,C0G,1005	SNA
.....4	2203-000278	C1253	1	C-CER,CHIP	0.01nF,0.5pF,50V,C0G,1005	SNA
.....4	2203-000278	C1438	1	C-CER,CHIP	0.01nF,0.5pF,50V,C0G,1005	SNA
.....4	2203-000278	C1439	1	C-CER,CHIP	0.01nF,0.5pF,50V,C0G,1005	SNA
.....4	2203-000278	C1440	1	C-CER,CHIP	0.01nF,0.5pF,50V,C0G,1005	SNA
.....4	2203-000278	C223	1	C-CER,CHIP	0.01nF,0.5pF,50V,C0G,1005	SNA
.....4	2203-000278	C83	1	C-CER,CHIP	0.01nF,0.5pF,50V,C0G,1005	SNA
.....4	2203-000278	C84	1	C-CER,CHIP	0.01nF,0.5pF,50V,C0G,1005	SNA
.....4	2203-000425	C102	1	C-CER,CHIP	0.018nF,5%,50V,C0G,1005	SNA
.....4	2203-000425	C1131	1	C-CER,CHIP	0.018nF,5%,50V,C0G,1005	SNA
.....4	2203-000425	C1132	1	C-CER,CHIP	0.018nF,5%,50V,C0G,1005	SNA
.....4	2203-000425	C123	1	C-CER,CHIP	0.018nF,5%,50V,C0G,1005	SNA
.....4	2203-000425	C1384	1	C-CER,CHIP	0.018nF,5%,50V,C0G,1005	SNA
.....4	2203-000425	C1385	1	C-CER,CHIP	0.018nF,5%,50V,C0G,1005	SNA
.....4	2203-000438	C1386	1	C-CER,CHIP	1nF,10%,50V,X7R,1005	SNA
.....4	2203-000438	C1387	1	C-CER,CHIP	1nF,10%,50V,X7R,1005	SNA
.....4	2203-000438	C222	1	C-CER,CHIP	1nF,10%,50V,X7R,1005	SNA
.....4	2203-000438	C281	1	C-CER,CHIP	1nF,10%,50V,X7R,1005	SNA
.....4	2203-000438	C43	1	C-CER,CHIP	1nF,10%,50V,X7R,1005	SNA
.....4	2203-000438	C523	1	C-CER,CHIP	1nF,10%,50V,X7R,1005	SNA
.....4	2203-000438	C561	1	C-CER,CHIP	1nF,10%,50V,X7R,1005	SNA
.....4	2203-000438	C72	1	C-CER,CHIP	1nF,10%,50V,X7R,1005	SNA
.....4	2203-000438	C80	1	C-CER,CHIP	1nF,10%,50V,X7R,1005	SNA
.....4	2203-000585	C24	1	C-CER,CHIP	0.22nF,10%,50V,X7R,1005	SNA
.....4	2203-000627	C1127	1	C-CER,CHIP	0.022nF,5%,50V,C0G,1005	SNA
.....4	2203-000627	C1128	1	C-CER,CHIP	0.022nF,5%,50V,C0G,1005	SNA
.....4	2203-000627	C1239	1	C-CER,CHIP	0.022nF,5%,50V,C0G,1005	SNA
.....4	2203-000627	C1240	1	C-CER,CHIP	0.022nF,5%,50V,C0G,1005	SNA
.....4	2203-000627	C26	1	C-CER,CHIP	0.022nF,5%,50V,C0G,1005	SNA
.....4	2203-000627	C44	1	C-CER,CHIP	0.022nF,5%,50V,C0G,1005	SNA
.....4	2203-000627	C45	1	C-CER,CHIP	0.022nF,5%,50V,C0G,1005	SNA
.....4	2203-000627	C46	1	C-CER,CHIP	0.022nF,5%,50V,C0G,1005	SNA
.....4	2203-000627	C47	1	C-CER,CHIP	0.022nF,5%,50V,C0G,1005	SNA
.....4	2203-000627	C48	1	C-CER,CHIP	0.022nF,5%,50V,C0G,1005	SNA
.....4	2203-000940	C135	1	C-CER,CHIP	0.47nF,10%,50V,X7R,1005	SNA
.....4	2203-001201	C1382	1	C-CER,CHIP	0.0070nF,0.5pF,50V,NP0,1005	SA
.....4	2203-001201	C1383	1	C-CER,CHIP	0.0070nF,0.5pF,50V,NP0,1005	SA
.....4	2203-001201	C808	1	C-CER,CHIP	0.0070nF,0.5pF,50V,NP0,1005	SA
.....4	2203-001201	C809	1	C-CER,CHIP	0.0070nF,0.5pF,50V,NP0,1005	SA
.....4	2203-002050	C42	1	C-CER,CHIP	47nF,10%,50V,X7R,1608	SNA
.....4	2203-002050	C53	1	C-CER,CHIP	47nF,10%,50V,X7R,1608	SNA
.....4	2203-002487	C134	1	C-CER,CHIP	4.7nF,10%,25V,X7R,TP,1005	SA
.....4	2203-002487	C266	1	C-CER,CHIP	4.7nF,10%,25V,X7R,TP,1005	SA
.....4	2203-002487	C88	1	C-CER,CHIP	4.7nF,10%,25V,X7R,TP,1005	SA
.....4	2203-002711	C1	1	C-CER,CHIP	100nF,10%,25V,X7R,1608	SNA
.....4	2203-002711	C1429	1	C-CER,CHIP	100nF,10%,25V,X7R,1608	SNA
.....4	2203-002711	C1430	1	C-CER,CHIP	100nF,10%,25V,X7R,1608	SNA
.....4	2203-002711	C1431	1	C-CER,CHIP	100nF,10%,25V,X7R,1608	SNA
.....4	2203-002711	C1435	1	C-CER,CHIP	100nF,10%,25V,X7R,1608	SNA
.....4	2203-002711	C1436	1	C-CER,CHIP	100nF,10%,25V,X7R,1608	SNA
.....4	2203-002711	C225	1	C-CER,CHIP	100nF,10%,25V,X7R,1608	SNA
.....4	2203-002711	C4	1	C-CER,CHIP	100nF,10%,25V,X7R,1608	SNA
.....4	2203-002711	C40	1	C-CER,CHIP	100nF,10%,25V,X7R,1608	SNA
.....4	2203-002711	C5	1	C-CER,CHIP	100nF,10%,25V,X7R,1608	SNA
.....4	2203-002711	C56	1	C-CER,CHIP	100nF,10%,25V,X7R,1608	SNA

- 이 문서는 삼성전자의 기술 자산으로 승인자만이 사용할 수 있습니다 -
- This Document can not be used without Samsung's authorization -

6. Material List

6 - 1. Material List

Level	Parts Code	Assembled	EA	Description	Spec.	Service
.....4	2203-002711	C59	1	C-CER,CHIP	100nF,10%,25V,X7R,1608	SNA
.....4	2203-002711	C66	1	C-CER,CHIP	100nF,10%,25V,X7R,1608	SNA
.....4	2203-002711	C81	1	C-CER,CHIP	100nF,10%,25V,X7R,1608	SNA
.....4	2203-002720	C105	1	C-CER,CHIP	10nF,10%,25V,X7R,1005	SNA
.....4	2203-002720	C106	1	C-CER,CHIP	10nF,10%,25V,X7R,1005	SNA
.....4	2203-002720	C107	1	C-CER,CHIP	10nF,10%,25V,X7R,1005	SNA
.....4	2203-002720	C108	1	C-CER,CHIP	10nF,10%,25V,X7R,1005	SNA
.....4	2203-002720	C1388	1	C-CER,CHIP	10nF,10%,25V,X7R,1005	SNA
.....4	2203-002720	C1389	1	C-CER,CHIP	10nF,10%,25V,X7R,1005	SNA
.....4	2203-002720	C1390	1	C-CER,CHIP	10nF,10%,25V,X7R,1005	SNA
.....4	2203-002720	C1391	1	C-CER,CHIP	10nF,10%,25V,X7R,1005	SNA
.....4	2203-002720	C1400	1	C-CER,CHIP	10nF,10%,25V,X7R,1005	SNA
.....4	2203-002720	C148	1	C-CER,CHIP	10nF,10%,25V,X7R,1005	SNA
.....4	2203-002720	C2	1	C-CER,CHIP	10nF,10%,25V,X7R,1005	SNA
.....4	2203-002720	C201	1	C-CER,CHIP	10nF,10%,25V,X7R,1005	SNA
.....4	2203-002720	C235	1	C-CER,CHIP	10nF,10%,25V,X7R,1005	SNA
.....4	2203-002720	C236	1	C-CER,CHIP	10nF,10%,25V,X7R,1005	SNA
.....4	2203-002720	C237	1	C-CER,CHIP	10nF,10%,25V,X7R,1005	SNA
.....4	2203-002720	C239	1	C-CER,CHIP	10nF,10%,25V,X7R,1005	SNA
.....4	2203-002720	C262	1	C-CER,CHIP	10nF,10%,25V,X7R,1005	SNA
.....4	2203-002720	C94	1	C-CER,CHIP	10nF,10%,25V,X7R,1005	SNA
.....4	2203-002720	C97	1	C-CER,CHIP	10nF,10%,25V,X7R,1005	SNA
.....4	2203-002720	C98	1	C-CER,CHIP	10nF,10%,25V,X7R,1005	SNA
.....4	2203-005221	C55	1	C-CER,CHIP	15nF,10%,50V,X7R,1608	SNA
.....4	2203-005482	C1402	1	C-CER,CHIP	100nF,10%,10V,X5R,1005	SNA
.....4	2203-005482	C1403	1	C-CER,CHIP	100nF,10%,10V,X5R,1005	SNA
.....4	2203-005482	C1404	1	C-CER,CHIP	100nF,10%,10V,X5R,1005	SNA
.....4	2203-005482	C1405	1	C-CER,CHIP	100nF,10%,10V,X5R,1005	SNA
.....4	2203-005482	C1408	1	C-CER,CHIP	100nF,10%,10V,X5R,1005	SNA
.....4	2203-005482	C1409	1	C-CER,CHIP	100nF,10%,10V,X5R,1005	SNA
.....4	2203-005482	C1410	1	C-CER,CHIP	100nF,10%,10V,X5R,1005	SNA
.....4	2203-005482	C1411	1	C-CER,CHIP	100nF,10%,10V,X5R,1005	SNA
.....4	2203-005482	C1412	1	C-CER,CHIP	100nF,10%,10V,X5R,1005	SNA
.....4	2203-005482	C1414	1	C-CER,CHIP	100nF,10%,10V,X5R,1005	SNA
.....4	2203-005482	C1415	1	C-CER,CHIP	100nF,10%,10V,X5R,1005	SNA
.....4	2203-005482	C1418	1	C-CER,CHIP	100nF,10%,10V,X5R,1005	SNA
.....4	2203-005482	C1419	1	C-CER,CHIP	100nF,10%,10V,X5R,1005	SNA
.....4	2203-005482	C202	1	C-CER,CHIP	100nF,10%,10V,X5R,1005	SNA
.....4	2203-005482	C203	1	C-CER,CHIP	100nF,10%,10V,X5R,1005	SNA
.....4	2203-005482	C211	1	C-CER,CHIP	100nF,10%,10V,X5R,1005	SNA
.....4	2203-005482	C212	1	C-CER,CHIP	100nF,10%,10V,X5R,1005	SNA
.....4	2203-005482	C213	1	C-CER,CHIP	100nF,10%,10V,X5R,1005	SNA
.....4	2203-005482	C214	1	C-CER,CHIP	100nF,10%,10V,X5R,1005	SNA
.....4	2203-005482	C215	1	C-CER,CHIP	100nF,10%,10V,X5R,1005	SNA
.....4	2203-005482	C216	1	C-CER,CHIP	100nF,10%,10V,X5R,1005	SNA
.....4	2203-005482	C217	1	C-CER,CHIP	100nF,10%,10V,X5R,1005	SNA
.....4	2203-005482	C218	1	C-CER,CHIP	100nF,10%,10V,X5R,1005	SNA
.....4	2203-005482	C234	1	C-CER,CHIP	100nF,10%,10V,X5R,1005	SNA
.....4	2203-005482	C240	1	C-CER,CHIP	100nF,10%,10V,X5R,1005	SNA
.....4	2203-005482	C37	1	C-CER,CHIP	100nF,10%,10V,X5R,1005	SNA
.....4	2203-005482	C39	1	C-CER,CHIP	100nF,10%,10V,X5R,1005	SNA
.....4	2203-005482	C68	1	C-CER,CHIP	100nF,10%,10V,X5R,1005	SNA
.....4	2203-005482	C69	1	C-CER,CHIP	100nF,10%,10V,X5R,1005	SNA
.....4	2203-005482	C807	1	C-CER,CHIP	100nF,10%,10V,X5R,1005	SNA
.....4	2203-005918	C110	1	C-CER,CHIP	1000nF,10%,6.3V,X7R,1608	SA
.....4	2203-005918	C111	1	C-CER,CHIP	1000nF,10%,6.3V,X7R,1608	SA
.....4	2203-005918	C138	1	C-CER,CHIP	1000nF,10%,6.3V,X7R,1608	SA
.....4	2203-005918	C144	1	C-CER,CHIP	1000nF,10%,6.3V,X7R,1608	SA
.....4	2203-005918	C70	1	C-CER,CHIP	1000nF,10%,6.3V,X7R,1608	SA
.....4	2203-005918	C71	1	C-CER,CHIP	1000nF,10%,6.3V,X7R,1608	SA

- 이 문서는 삼성전자의 기술 자산으로 승인자만이 사용할 수 있습니다 -
- This Document can not be used without Samsung's authorization -

6. Material List

6 - 1. Material List

Level	Parts Code	Assembled	EA	Description	Spec.	Service
.....4	2203-005918	C74	1	C-CER,CHIP	1000nF,10%,6.3V,X7R,1608	SA
.....4	2203-005918	C85	1	C-CER,CHIP	1000nF,10%,6.3V,X7R,1608	SA
.....4	2203-006048	C10	1	C-CER,CHIP	100nF,10%,10V,X7R,1005	SA
.....4	2203-006048	C100	1	C-CER,CHIP	100nF,10%,10V,X7R,1005	SA
.....4	2203-006048	C103	1	C-CER,CHIP	100nF,10%,10V,X7R,1005	SA
.....4	2203-006048	C104	1	C-CER,CHIP	100nF,10%,10V,X7R,1005	SA
.....4	2203-006048	C109	1	C-CER,CHIP	100nF,10%,10V,X7R,1005	SA
.....4	2203-006048	C11	1	C-CER,CHIP	100nF,10%,10V,X7R,1005	SA
.....4	2203-006048	C113	1	C-CER,CHIP	100nF,10%,10V,X7R,1005	SA
.....4	2203-006048	C115	1	C-CER,CHIP	100nF,10%,10V,X7R,1005	SA
.....4	2203-006048	C116	1	C-CER,CHIP	100nF,10%,10V,X7R,1005	SA
.....4	2203-006048	C117	1	C-CER,CHIP	100nF,10%,10V,X7R,1005	SA
.....4	2203-006048	C118	1	C-CER,CHIP	100nF,10%,10V,X7R,1005	SA
.....4	2203-006048	C119	1	C-CER,CHIP	100nF,10%,10V,X7R,1005	SA
.....4	2203-006048	C12	1	C-CER,CHIP	100nF,10%,10V,X7R,1005	SA
.....4	2203-006048	C120	1	C-CER,CHIP	100nF,10%,10V,X7R,1005	SA
.....4	2203-006048	C121	1	C-CER,CHIP	100nF,10%,10V,X7R,1005	SA
.....4	2203-006048	C124	1	C-CER,CHIP	100nF,10%,10V,X7R,1005	SA
.....4	2203-006048	C125	1	C-CER,CHIP	100nF,10%,10V,X7R,1005	SA
.....4	2203-006048	C126	1	C-CER,CHIP	100nF,10%,10V,X7R,1005	SA
.....4	2203-006048	C127	1	C-CER,CHIP	100nF,10%,10V,X7R,1005	SA
.....4	2203-006048	C128	1	C-CER,CHIP	100nF,10%,10V,X7R,1005	SA
.....4	2203-006048	C129	1	C-CER,CHIP	100nF,10%,10V,X7R,1005	SA
.....4	2203-006048	C13	1	C-CER,CHIP	100nF,10%,10V,X7R,1005	SA
.....4	2203-006048	C130	1	C-CER,CHIP	100nF,10%,10V,X7R,1005	SA
.....4	2203-006048	C131	1	C-CER,CHIP	100nF,10%,10V,X7R,1005	SA
.....4	2203-006048	C132	1	C-CER,CHIP	100nF,10%,10V,X7R,1005	SA
.....4	2203-006048	C133	1	C-CER,CHIP	100nF,10%,10V,X7R,1005	SA
.....4	2203-006048	C136	1	C-CER,CHIP	100nF,10%,10V,X7R,1005	SA
.....4	2203-006048	C137	1	C-CER,CHIP	100nF,10%,10V,X7R,1005	SA
.....4	2203-006048	C139	1	C-CER,CHIP	100nF,10%,10V,X7R,1005	SA
.....4	2203-006048	C14	1	C-CER,CHIP	100nF,10%,10V,X7R,1005	SA
.....4	2203-006048	C140	1	C-CER,CHIP	100nF,10%,10V,X7R,1005	SA
.....4	2203-006048	C141	1	C-CER,CHIP	100nF,10%,10V,X7R,1005	SA
.....4	2203-006048	C142	1	C-CER,CHIP	100nF,10%,10V,X7R,1005	SA
.....4	2203-006048	C145	1	C-CER,CHIP	100nF,10%,10V,X7R,1005	SA
.....4	2203-006048	C146	1	C-CER,CHIP	100nF,10%,10V,X7R,1005	SA
.....4	2203-006048	C147	1	C-CER,CHIP	100nF,10%,10V,X7R,1005	SA
.....4	2203-006048	C149	1	C-CER,CHIP	100nF,10%,10V,X7R,1005	SA
.....4	2203-006048	C15	1	C-CER,CHIP	100nF,10%,10V,X7R,1005	SA
.....4	2203-006048	C150	1	C-CER,CHIP	100nF,10%,10V,X7R,1005	SA
.....4	2203-006048	C151	1	C-CER,CHIP	100nF,10%,10V,X7R,1005	SA
.....4	2203-006048	C152	1	C-CER,CHIP	100nF,10%,10V,X7R,1005	SA
.....4	2203-006048	C153	1	C-CER,CHIP	100nF,10%,10V,X7R,1005	SA
.....4	2203-006048	C154	1	C-CER,CHIP	100nF,10%,10V,X7R,1005	SA
.....4	2203-006048	C155	1	C-CER,CHIP	100nF,10%,10V,X7R,1005	SA
.....4	2203-006048	C156	1	C-CER,CHIP	100nF,10%,10V,X7R,1005	SA
.....4	2203-006048	C157	1	C-CER,CHIP	100nF,10%,10V,X7R,1005	SA
.....4	2203-006048	C158	1	C-CER,CHIP	100nF,10%,10V,X7R,1005	SA
.....4	2203-006048	C159	1	C-CER,CHIP	100nF,10%,10V,X7R,1005	SA
.....4	2203-006048	C16	1	C-CER,CHIP	100nF,10%,10V,X7R,1005	SA
.....4	2203-006048	C160	1	C-CER,CHIP	100nF,10%,10V,X7R,1005	SA
.....4	2203-006048	C161	1	C-CER,CHIP	100nF,10%,10V,X7R,1005	SA
.....4	2203-006048	C162	1	C-CER,CHIP	100nF,10%,10V,X7R,1005	SA
.....4	2203-006048	C163	1	C-CER,CHIP	100nF,10%,10V,X7R,1005	SA
.....4	2203-006048	C164	1	C-CER,CHIP	100nF,10%,10V,X7R,1005	SA
.....4	2203-006048	C166	1	C-CER,CHIP	100nF,10%,10V,X7R,1005	SA
.....4	2203-006048	C167	1	C-CER,CHIP	100nF,10%,10V,X7R,1005	SA
.....4	2203-006048	C168	1	C-CER,CHIP	100nF,10%,10V,X7R,1005	SA
.....4	2203-006048	C169	1	C-CER,CHIP	100nF,10%,10V,X7R,1005	SA

- 이 문서는 삼성전자의 기술 자산으로 승인자만이 사용할 수 있습니다 -
- This Document can not be used without Samsung's authorization -

6. Material List

6 - 1. Material List

Level	Parts Code	Assembled	EA	Description	Spec.	Service
.....4	2203-006048	C17	1	C-CER,CHIP	100nF,10%,10V,X7R,1005	SA
.....4	2203-006048	C171	1	C-CER,CHIP	100nF,10%,10V,X7R,1005	SA
.....4	2203-006048	C173	1	C-CER,CHIP	100nF,10%,10V,X7R,1005	SA
.....4	2203-006048	C178	1	C-CER,CHIP	100nF,10%,10V,X7R,1005	SA
.....4	2203-006048	C179	1	C-CER,CHIP	100nF,10%,10V,X7R,1005	SA
.....4	2203-006048	C18	1	C-CER,CHIP	100nF,10%,10V,X7R,1005	SA
.....4	2203-006048	C180	1	C-CER,CHIP	100nF,10%,10V,X7R,1005	SA
.....4	2203-006048	C182	1	C-CER,CHIP	100nF,10%,10V,X7R,1005	SA
.....4	2203-006048	C183	1	C-CER,CHIP	100nF,10%,10V,X7R,1005	SA
.....4	2203-006048	C184	1	C-CER,CHIP	100nF,10%,10V,X7R,1005	SA
.....4	2203-006048	C185	1	C-CER,CHIP	100nF,10%,10V,X7R,1005	SA
.....4	2203-006048	C186	1	C-CER,CHIP	100nF,10%,10V,X7R,1005	SA
.....4	2203-006048	C187	1	C-CER,CHIP	100nF,10%,10V,X7R,1005	SA
.....4	2203-006048	C188	1	C-CER,CHIP	100nF,10%,10V,X7R,1005	SA
.....4	2203-006048	C189	1	C-CER,CHIP	100nF,10%,10V,X7R,1005	SA
.....4	2203-006048	C19	1	C-CER,CHIP	100nF,10%,10V,X7R,1005	SA
.....4	2203-006048	C190	1	C-CER,CHIP	100nF,10%,10V,X7R,1005	SA
.....4	2203-006048	C193	1	C-CER,CHIP	100nF,10%,10V,X7R,1005	SA
.....4	2203-006048	C195	1	C-CER,CHIP	100nF,10%,10V,X7R,1005	SA
.....4	2203-006048	C196	1	C-CER,CHIP	100nF,10%,10V,X7R,1005	SA
.....4	2203-006048	C197	1	C-CER,CHIP	100nF,10%,10V,X7R,1005	SA
.....4	2203-006048	C199	1	C-CER,CHIP	100nF,10%,10V,X7R,1005	SA
.....4	2203-006048	C204	1	C-CER,CHIP	100nF,10%,10V,X7R,1005	SA
.....4	2203-006048	C205	1	C-CER,CHIP	100nF,10%,10V,X7R,1005	SA
.....4	2203-006048	C206	1	C-CER,CHIP	100nF,10%,10V,X7R,1005	SA
.....4	2203-006048	C207	1	C-CER,CHIP	100nF,10%,10V,X7R,1005	SA
.....4	2203-006048	C208	1	C-CER,CHIP	100nF,10%,10V,X7R,1005	SA
.....4	2203-006048	C210	1	C-CER,CHIP	100nF,10%,10V,X7R,1005	SA
.....4	2203-006048	C219	1	C-CER,CHIP	100nF,10%,10V,X7R,1005	SA
.....4	2203-006048	C220	1	C-CER,CHIP	100nF,10%,10V,X7R,1005	SA
.....4	2203-006048	C221	1	C-CER,CHIP	100nF,10%,10V,X7R,1005	SA
.....4	2203-006048	C224	1	C-CER,CHIP	100nF,10%,10V,X7R,1005	SA
.....4	2203-006048	C229	1	C-CER,CHIP	100nF,10%,10V,X7R,1005	SA
.....4	2203-006048	C231	1	C-CER,CHIP	100nF,10%,10V,X7R,1005	SA
.....4	2203-006048	C232	1	C-CER,CHIP	100nF,10%,10V,X7R,1005	SA
.....4	2203-006048	C241	1	C-CER,CHIP	100nF,10%,10V,X7R,1005	SA
.....4	2203-006048	C246	1	C-CER,CHIP	100nF,10%,10V,X7R,1005	SA
.....4	2203-006048	C254	1	C-CER,CHIP	100nF,10%,10V,X7R,1005	SA
.....4	2203-006048	C255	1	C-CER,CHIP	100nF,10%,10V,X7R,1005	SA
.....4	2203-006048	C256	1	C-CER,CHIP	100nF,10%,10V,X7R,1005	SA
.....4	2203-006048	C257	1	C-CER,CHIP	100nF,10%,10V,X7R,1005	SA
.....4	2203-006048	C258	1	C-CER,CHIP	100nF,10%,10V,X7R,1005	SA
.....4	2203-006048	C263	1	C-CER,CHIP	100nF,10%,10V,X7R,1005	SA
.....4	2203-006048	C265	1	C-CER,CHIP	100nF,10%,10V,X7R,1005	SA
.....4	2203-006048	C268	1	C-CER,CHIP	100nF,10%,10V,X7R,1005	SA
.....4	2203-006048	C27	1	C-CER,CHIP	100nF,10%,10V,X7R,1005	SA
.....4	2203-006048	C270	1	C-CER,CHIP	100nF,10%,10V,X7R,1005	SA
.....4	2203-006048	C271	1	C-CER,CHIP	100nF,10%,10V,X7R,1005	SA
.....4	2203-006048	C272	1	C-CER,CHIP	100nF,10%,10V,X7R,1005	SA
.....4	2203-006048	C273	1	C-CER,CHIP	100nF,10%,10V,X7R,1005	SA
.....4	2203-006048	C274	1	C-CER,CHIP	100nF,10%,10V,X7R,1005	SA
.....4	2203-006048	C275	1	C-CER,CHIP	100nF,10%,10V,X7R,1005	SA
.....4	2203-006048	C276	1	C-CER,CHIP	100nF,10%,10V,X7R,1005	SA
.....4	2203-006048	C277	1	C-CER,CHIP	100nF,10%,10V,X7R,1005	SA
.....4	2203-006048	C28	1	C-CER,CHIP	100nF,10%,10V,X7R,1005	SA
.....4	2203-006048	C283	1	C-CER,CHIP	100nF,10%,10V,X7R,1005	SA
.....4	2203-006048	C284	1	C-CER,CHIP	100nF,10%,10V,X7R,1005	SA
.....4	2203-006048	C287	1	C-CER,CHIP	100nF,10%,10V,X7R,1005	SA
.....4	2203-006048	C29	1	C-CER,CHIP	100nF,10%,10V,X7R,1005	SA
.....4	2203-006048	C52	1	C-CER,CHIP	100nF,10%,10V,X7R,1005	SA

- 이 문서는 삼성전자의 기술 자산으로 승인자만이 사용할 수 있습니다 -
- This Document can not be used without Samsung's authorization -

6. Material List

6 - 1. Material List

Level	Parts Code	Assembled	EA	Description	Spec.	Service
.....4	2203-006048	C6	1	C-CER,CHIP	100nF,10%,10V,X7R,1005	SA
.....4	2203-006048	C67	1	C-CER,CHIP	100nF,10%,10V,X7R,1005	SA
.....4	2203-006048	C75	1	C-CER,CHIP	100nF,10%,10V,X7R,1005	SA
.....4	2203-006048	C76	1	C-CER,CHIP	100nF,10%,10V,X7R,1005	SA
.....4	2203-006048	C77	1	C-CER,CHIP	100nF,10%,10V,X7R,1005	SA
.....4	2203-006048	C8	1	C-CER,CHIP	100nF,10%,10V,X7R,1005	SA
.....4	2203-006048	C89	1	C-CER,CHIP	100nF,10%,10V,X7R,1005	SA
.....4	2203-006048	C91	1	C-CER,CHIP	100nF,10%,10V,X7R,1005	SA
.....4	2203-006048	C92	1	C-CER,CHIP	100nF,10%,10V,X7R,1005	SA
.....4	2203-006048	C920	1	C-CER,CHIP	100nF,10%,10V,X7R,1005	SA
.....4	2203-006048	C928	1	C-CER,CHIP	100nF,10%,10V,X7R,1005	SA
.....4	2203-006048	C93	1	C-CER,CHIP	100nF,10%,10V,X7R,1005	SA
.....4	2203-006048	C99	1	C-CER,CHIP	100nF,10%,10V,X7R,1005	SA
.....4	2203-006170	C49	1	C-CER,CHIP	220nF,10%,16V,X7R,1608	SNA
.....4	2203-006170	C50	1	C-CER,CHIP	220nF,10%,16V,X7R,1608	SNA
.....4	2203-006170	C51	1	C-CER,CHIP	220nF,10%,16V,X7R,1608	SNA
.....4	2203-006170	C54	1	C-CER,CHIP	220nF,10%,16V,X7R,1608	SNA
.....4	2203-006260	C114	1	C-CER,CHIP	220nF,10%,10V,X5R,-,1005	SNA
.....4	2203-006260	C9	1	C-CER,CHIP	220nF,10%,10V,X5R,-,1005	SNA
.....4	2203-006324	C165	1	C-CER,CHIP	2200nF,10%,10V,X5R,1608	SNA
.....4	2203-006324	C170	1	C-CER,CHIP	2200nF,10%,10V,X5R,1608	SNA
.....4	2203-006324	C230	1	C-CER,CHIP	2200nF,10%,10V,X5R,1608	SNA
.....4	2203-006324	C233	1	C-CER,CHIP	2200nF,10%,10V,X5R,1608	SNA
.....4	2203-006324	C242	1	C-CER,CHIP	2200nF,10%,10V,X5R,1608	SNA
.....4	2203-006324	C95	1	C-CER,CHIP	2200nF,10%,10V,X5R,1608	SNA
.....4	2203-006324	C96	1	C-CER,CHIP	2200nF,10%,10V,X5R,1608	SNA
.....4	2203-006336	C226	1	C-CER,CHIP	10000nF,10%,25V,X5R,3216	SNA
.....4	2203-006336	C227	1	C-CER,CHIP	10000nF,10%,25V,X5R,3216	SNA
.....4	2203-006336	C228	1	C-CER,CHIP	10000nF,10%,25V,X5R,3216	SNA
.....4	2203-006336	C507	1	C-CER,CHIP	10000nF,10%,25V,X5R,3216	SNA
.....4	2203-006336	C60	1	C-CER,CHIP	10000nF,10%,25V,X5R,3216	SNA
.....4	2203-006336	C61	1	C-CER,CHIP	10000nF,10%,25V,X5R,3216	SNA
.....4	2203-006336	C62	1	C-CER,CHIP	10000nF,10%,25V,X5R,3216	SNA
.....4	2203-006348	C122	1	C-CER,CHIP	1000nF,10%,25V,X5R,TP,1608	SNA
.....4	2203-006348	C247	1	C-CER,CHIP	1000nF,10%,25V,X5R,TP,1608	SNA
.....4	2203-006348	C250	1	C-CER,CHIP	1000nF,10%,25V,X5R,TP,1608	SNA
.....4	2203-006348	C291	1	C-CER,CHIP	1000nF,10%,25V,X5R,TP,1608	SNA
.....4	2203-006348	C57	1	C-CER,CHIP	1000nF,10%,25V,X5R,TP,1608	SNA
.....4	2203-006348	C58	1	C-CER,CHIP	1000nF,10%,25V,X5R,TP,1608	SNA
.....4	2203-006348	C734	1	C-CER,CHIP	1000nF,10%,25V,X5R,TP,1608	SNA
.....4	2203-006399	C267	1	C-CER,CHIP	1000nF,10%,6.3V,X5R,1005	SNA
.....4	2203-006399	C86	1	C-CER,CHIP	1000nF,10%,6.3V,X5R,1005	SNA
.....4	2203-006474	C175	1	C-CER,CHIP	22000nF,20%,6.3V,X5R,2012	SA
.....4	2203-006474	C176	1	C-CER,CHIP	22000nF,20%,6.3V,X5R,2012	SA
.....4	2203-006824	C172	1	C-CER,CHIP	4700NF,10%,10V,X5R,1608	SA
.....4	2203-006824	C38	1	C-CER,CHIP	4700NF,10%,10V,X5R,1608	SA
.....4	2203-006824	C87	1	C-CER,CHIP	4700NF,10%,10V,X5R,1608	SA
.....4	2203-006852	C143	1	C-CER,CHIP	10000nF,10%,6.3V,X5R,TP,2012(0.85T)	SNA
.....4	2203-006852	C174	1	C-CER,CHIP	10000nF,10%,6.3V,X5R,TP,2012(0.85T)	SNA
.....4	2203-006852	C20	1	C-CER,CHIP	10000nF,10%,6.3V,X5R,TP,2012(0.85T)	SNA
.....4	2203-006852	C200	1	C-CER,CHIP	10000nF,10%,6.3V,X5R,TP,2012(0.85T)	SNA
.....4	2203-006852	C238	1	C-CER,CHIP	10000nF,10%,6.3V,X5R,TP,2012(0.85T)	SNA
.....4	2203-006852	C243	1	C-CER,CHIP	10000nF,10%,6.3V,X5R,TP,2012(0.85T)	SNA
.....4	2203-006852	C245	1	C-CER,CHIP	10000nF,10%,6.3V,X5R,TP,2012(0.85T)	SNA
.....4	2203-006852	C249	1	C-CER,CHIP	10000nF,10%,6.3V,X5R,TP,2012(0.85T)	SNA
.....4	2203-006852	C251	1	C-CER,CHIP	10000nF,10%,6.3V,X5R,TP,2012(0.85T)	SNA
.....4	2203-006852	C252	1	C-CER,CHIP	10000nF,10%,6.3V,X5R,TP,2012(0.85T)	SNA
.....4	2203-006852	C264	1	C-CER,CHIP	10000nF,10%,6.3V,X5R,TP,2012(0.85T)	SNA
.....4	2203-006852	C278	1	C-CER,CHIP	10000nF,10%,6.3V,X5R,TP,2012(0.85T)	SNA
.....4	2203-006852	C289	1	C-CER,CHIP	10000nF,10%,6.3V,X5R,TP,2012(0.85T)	SNA

- 이 문서는 삼성전자의 기술 자산으로 승인자만이 사용할 수 있습니다 -
- This Document can not be used without Samsung's authorization -

6. Material List

6 - 1. Material List

Level	Parts Code	Assembled	EA	Description	Spec.	Service
.....4	2203-006852	C290	1	C-CER,CHIP	10000nF,10%,6.3V,X5R,TP,2012(0.85T)	SNA
.....4	2203-006852	C672	1	C-CER,CHIP	10000nF,10%,6.3V,X5R,TP,2012(0.85T)	SNA
.....4	2203-006852	C73	1	C-CER,CHIP	10000nF,10%,6.3V,X5R,TP,2012(0.85T)	SNA
.....4	2203-006852	C90	1	C-CER,CHIP	10000nF,10%,6.3V,X5R,TP,2012(0.85T)	SNA
.....4	2203-006852	EC6	1	C-CER,CHIP	10000nF,10%,6.3V,X5R,TP,2012(0.85T)	SNA
.....4	2402-001125	EC1	1	C-ORGANIC	15uF,20%,25V,-,TP,7.3x4.3x1.9mm	SNA
.....4	2402-001125	EC2	1	C-ORGANIC	15uF,20%,25V,-,TP,7.3x4.3x1.9mm	SNA
.....4	2402-001125	EC3	1	C-ORGANIC	15uF,20%,25V,-,TP,7.3x4.3x1.9mm	SNA
.....4	2402-001125	EC4	1	C-ORGANIC	15uF,20%,25V,-,TP,7.3x4.3x1.9mm	SNA
.....4	2402-001316	EC7	1	C-AL,SMD	330µF,20%,2.5V,-,TP,7.3*4.3*1.9mm	SNA
.....4	2603-000107	LT1	1	TRANS-MATCHING	-,1:1,8mA,12:12,17.75x16.26x2.6mm,TP	SNA
.....4	2603-000110	LT1	1	TRANS-MATCHING	-,1:1,8mA,12:12,18x12.3x3mm,TP	SNA
.....4	2703-001839	L3	1	INDUCTOR-SMD	82nH,5%,1608	SNA
.....4	2703-001839	L4	1	INDUCTOR-SMD	82nH,5%,1608	SNA
.....4	2703-001839	L5	1	INDUCTOR-SMD	82nH,5%,1608	SNA
.....4	2703-002073	L8	1	INDUCTOR-SMD	1uH,10%,2012	SNA
.....4	2703-003168	L9	1	INDUCTOR-SMD	0.82uH,20%,6965	SNA
.....4	2703-003171	L2	1	INDUCTOR-SMD	8.2uH,20%,6965	SNA
.....4	2703-003178	L1	1	INDUCTOR-SMD	4.7uH,20%,3028	SNA
.....4	2801-003856	Y2	1	CRYSTAL-SMD	0.032768MHz,20ppm,28-ACP,7pF,65000ohm,TP	SA
.....4	2801-004519	Y1	1	CRYSTAL-SMD	10.0MHz,30ppm,-,16pF,100ohm,TP	SNA
.....4	3301-001272	B1	1	BEAD-SMD	120ohm,2x1.25x1mm,-,TR,-,-,-	SNA
.....4	3301-001272	B2	1	BEAD-SMD	120ohm,2x1.25x1mm,-,TR,-,-,-	SNA
.....4	3301-001594	B513	1	BEAD-SMD	90ohm,2.0*1.2*1.3mm,-,TP,-,-,-	SA
.....4	3301-001594	B518	1	BEAD-SMD	90ohm,2.0*1.2*1.3mm,-,TP,-,-,-	SA
.....4	3301-001594	B7	1	BEAD-SMD	90ohm,2.0*1.2*1.3mm,-,TP,-,-,-	SA
.....4	3301-001649	B10	1	BEAD-SMD	180ohm,1608,-,TP,-,226ohm/389MHz,-	SNA
.....4	3301-001649	B11	1	BEAD-SMD	180ohm,1608,-,TP,-,226ohm/389MHz,-	SNA
.....4	3301-001649	B12	1	BEAD-SMD	180ohm,1608,-,TP,-,226ohm/389MHz,-	SNA
.....4	3301-001649	B13	1	BEAD-SMD	180ohm,1608,-,TP,-,226ohm/389MHz,-	SNA
.....4	3301-001649	B15	1	BEAD-SMD	180ohm,1608,-,TP,-,226ohm/389MHz,-	SNA
.....4	3301-001649	B16	1	BEAD-SMD	180ohm,1608,-,TP,-,226ohm/389MHz,-	SNA
.....4	3301-001649	B17	1	BEAD-SMD	180ohm,1608,-,TP,-,226ohm/389MHz,-	SNA
.....4	3301-001649	B18	1	BEAD-SMD	180ohm,1608,-,TP,-,226ohm/389MHz,-	SNA
.....4	3301-001649	B3	1	BEAD-SMD	180ohm,1608,-,TP,-,226ohm/389MHz,-	SNA
.....4	3301-001649	B4	1	BEAD-SMD	180ohm,1608,-,TP,-,226ohm/389MHz,-	SNA
.....4	3301-001649	B5	1	BEAD-SMD	180ohm,1608,-,TP,-,226ohm/389MHz,-	SNA
.....4	3301-001649	B6	1	BEAD-SMD	180ohm,1608,-,TP,-,226ohm/389MHz,-	SNA
.....4	3301-001649	B8	1	BEAD-SMD	180ohm,1608,-,TP,-,226ohm/389MHz,-	SNA
.....4	3301-001649	B9	1	BEAD-SMD	180ohm,1608,-,TP,-,226ohm/389MHz,-	SNA
.....4	3301-001721	B502	1	BEAD-SMD	-,2.0x1.2x1.3,-,TP,-,90ohm/100MHz,-	SNA
.....4	3301-001721	B503	1	BEAD-SMD	-,2.0x1.2x1.3,-,TP,-,90ohm/100MHz,-	SNA
.....4	3301-001721	B504	1	BEAD-SMD	-,2.0x1.2x1.3,-,TP,-,90ohm/100MHz,-	SNA
.....4	3301-001721	B505	1	BEAD-SMD	-,2.0x1.2x1.3,-,TP,-,90ohm/100MHz,-	SNA
.....4	3701-001391	J2	1	CONNECTOR-HDMI	19P,2R,FEMALE,SMD-A,AU	SNA
.....4	3701-001403	J8	1	CONNECTOR-DSUB	15P,2R,FEMALE,ANGLE,NI	SA
.....4	3704-001153	J508	1	SOCKET-IC	479P,PGA,AU,1.27mm	SNA
.....4	3708-002582	J17	1	CONNECTOR-FPC/FFC/PIC	12P,0.5mm,SMD-A,Au,Y,FLIP,BOTTOM	SA
.....4	3709-001478	J7	1	CONNECTOR-CARD EDGE	6P,1.27mm,SMD-A,AU,SIM CARD	SNA
.....4	3709-001523	DDR1	1	CONNECTOR-CARD EDGE	204P,0.6mm,ANGLE,AU,SODIMM	SA
.....4	3709-001542	DDR2	1	CONNECTOR-CARD EDGE	204P,0.6mm,SMD-A,Au,SODIMM	SA
.....4	3710-002133	J14	1	SOCKET-BOARD TO BOARD	12P,2R,0.8mm,SMD-A,SN,NTR	SNA
.....4	3710-002690	J9	1	SOCKET-BOARD TO BOARD	100P,2R,0.5mm,SMD-S,Au,BLK	SA
.....4	3710-002691	J16	1	SOCKET-INTERFACE	13P,1R,1mm,ANGLE,Au,BLK	SA
.....4	3711-000456	J505	1	HEADER-BOARD TO CABLE	BOX,4P,1R,1.25mm,SMD-S,SN,NTR	SA
.....4	3711-000541	J13	1	HEADER-BOARD TO CABLE	BOX,2P,1R,1.25mm,SMD-A,SN,NTR	SNA
.....4	3711-000541	J18	1	HEADER-BOARD TO CABLE	BOX,2P,1R,1.25mm,SMD-A,SN,NTR	SNA
.....4	3711-006827	J6	1	HEADER-BATTERY	NOWALL,7P,1R,2.50mm,ANGLE,Au,BLK	SA
.....4	3722-002002	J10	1	JACK-USB	4P/1C,AUF/TIN,BLK,ANGLE-OFFSET,A	SA
.....4	3722-002191	J1	1	JACK-DC POWER	3P,5.6pi,Sn-P,BLK	SA

- 이 문서는 삼성전자의 기술 자산으로 승인자만이 사용할 수 있습니다 -
- This Document can not be used without Samsung's authorization -

6. Material List

6 - 1. Material List

Level	Parts Code	Assembled	EA	Description	Spec.	Service
.....4	3722-002246	J12	1	JACK-MODULAR	2P,REVERSE,NO,SMT-A,NO,BLK,AU	SA
.....4	3722-002390	J5	1	JACK-MODULAR	8P/8C,REVERSE,YES,ANGLE-OFF,GRN/YEL/AMB,AU,1PORT	SA
.....4	3722-002588	J3	1	JACK-PHONE	6P,Au,BLACK,ANGLE	SA
.....4	3722-002588	J4	1	JACK-PHONE	6P,Au,BLACK,ANGLE	SA
.....4	3722-002792	J11	1	JACK-USB	4P/1C,AU,BLK,ANGLE,A	SA
.....4	3722-002792	J15	1	JACK-USB	4P/1C,AU,BLK,ANGLE,A	SA
.....4	BA41-00942A	PCB MAIN	1	PCB MAIN	SANTORINI,FR-4,High Tg=170,L/F,10L,1.0,T1.1,W201*L173mm,-,1,-,-,HDI, 2-n-2,NANYA	SNA
.....4	BA41-00943A	PCB MAIN	1	PCB MAIN	SANTORINI,FR-4,High Tg=170,L/F,10L,1.0,T1.1,W201*L173mm,-,1,-,-,HDI 2-n-2,GCE	SNA
.....4	BA46-08515A	BIOS	1	BIOS	SANTORINI,-,SYSTEM,ALL,00LY,-,-	SNA
.....4	BA46-08827A	MICOM	1	S/W MICOM	SANTORINI,-,SYSTEM,ALL,00LY,-,-	SNA
.....4	BA61-00963A	M1	1	SUPPORT-VIDEO_BOARD-LF	VENICE,CU ALLOY,T3.5,W3.5,L3.9mm,-,LEAD FREE	SA
.....4	BA61-00963A	M503	1	SUPPORT-VIDEO_BOARD-LF	VENICE,CU ALLOY,T3.5,W3.5,L3.9mm,-,LEAD FREE	SA
.....4	BA68-03588A	BIOS REV	1	LABEL-SPI	RIMINI,SEC,paper,-,W4.5,L4mm,white,white,SPI,Revsion,-,-,-	SNA
.....4	BA68-40012N	MICOM REV	1	LABEL-LOCATION	NOTE PC,-,ART PAPER,-,W6.2,L6.2MM,-,-,-,-,-	SNA
..1	BA92-04984A	SUB_PCIE	1	ASSY BOARD-TOP	SANTORINI,SUB_PCIE	SA
....2	2007-000171	R1597	1	R-CHIP	0ohm,5%,1/16W,TP,1005	SNA
....2	2203-006048	C1743	1	C-CER,CHIP	100nF,10%,10V,X7R,1005	SA
....2	3709-001522	J533	1	CONNECTOR-CARD EDGE	26,0.35mm,SMD-A,AU,Express card	SA
....2	3711-005753	J564	1	HEADER-BOARD TO BOARD	BOX,10P,1R,1mm,SMD-A,Sn,IVORY	SNA
....2	6001-001650	SOKET+BD	2	SCREW-MACHINE	BH,+,-,M2,L3,NI PLT,SWRCH18A,FP,NYLOCK,HEAD HT0.7	SA
....2	BA81-05657A	INSULATOR_WIRELESS	1	INSULATOR-WIRELESS	SANTORINI,SESC,PC T0.15,W39.0*L13.0mm,BLACK,-	SNA
....2	BA92-04984B	SMT	1	ASSY BOARD-SMT	SANTORINI,SUB_PCIE	SNA
.....3	BA92-04984C	SMT_U	1	ASSY BOARD-SMT_U	SANTORINI,SUB_PCIE	SNA
.....4	2007-000070	R1091	1	R-CHIP	0ohm,5%,1/10W,TP,1608	SNA
.....4	2007-000143	R1259	1	R-CHIP	4.7Kohm,5%,1/16W,TP,1005	SNA
.....4	2007-007142	R1595	1	R-CHIP	10Kohm,1%,1/16W,TP,1005	SNA
.....4	2007-007226	R1263	1	R-CHIP	49.9ohm,1%,1/10W,TP,1608	SNA
.....4	2007-007226	R1264	1	R-CHIP	49.9ohm,1%,1/10W,TP,1608	SNA
.....4	2007-007226	R1265	1	R-CHIP	49.9ohm,1%,1/10W,TP,1608	SNA
.....4	2007-007226	R1267	1	R-CHIP	49.9ohm,1%,1/10W,TP,1608	SNA
.....4	2007-007226	R1272	1	R-CHIP	49.9ohm,1%,1/10W,TP,1608	SNA
.....4	2007-007226	R1273	1	R-CHIP	49.9ohm,1%,1/10W,TP,1608	SNA
.....4	2007-007766	R1260	1	R-CHIP	2Kohm,1%,1/16W,TP,1005	SNA
.....4	2203-002720	C1739	1	C-CER,CHIP	10nF,10%,25V,X7R,1005	SNA
.....4	2203-005918	C1738	1	C-CER,CHIP	1000nF,10%,6.3V,X7R,1608	SA
.....4	2203-006048	C881	1	C-CER,CHIP	100nF,10%,10V,X7R,1005	SA
.....4	2203-006048	C882	1	C-CER,CHIP	100nF,10%,10V,X7R,1005	SA
.....4	2203-006048	C890	1	C-CER,CHIP	100nF,10%,10V,X7R,1005	SA
.....4	2203-006852	C1731	1	C-CER,CHIP	10000nF,10%,6.3V,X5R,TP,2012(0.85T)	SNA
.....4	3404-001311	SW2	1	SWITCH-TACT	12VDC,50mA,100gf,6.0x6.0x5.0mm,SPST	SA
.....4	3404-001311	SW3	1	SWITCH-TACT	12VDC,50mA,100gf,6.0x6.0x5.0mm,SPST	SA
.....4	3709-001401	J534	1	CONNECTOR-CARD EDGE	52P,0.8mm,SMD-A,AU,mini pci express	SNA
.....4	3709-001401	J535	1	CONNECTOR-CARD EDGE	52P,0.8mm,SMD-A,AU,mini pci express	SNA
.....4	3709-001537	J560	1	CONNECTOR-CARD SLOT	42P,0.7mm,ANGLE,Au,7 IN 1	SA
.....4	3711-006322	J532	1	HEADER-BOARD TO BOARD	-,26P,-,0.35,1mm,1Row,AU,BLACK	SA
.....3	BA92-04984D	SMT_D	1	ASSY BOARD-SMT_D	SANTORINI,SUB_PCIE	SNA
.....4	0904-002297	U522	1	IC-BUS CONTROLLER	AU6371B51-JEL-NP,LQFP,48P,7x7mm,50MHz,TR,PLASTIC,3.3V,-,0to+70C,SDHC	SA
.....4	1205-002807	U521	1	IC-SWITCH	R5538D001-TR-F,QFN,20P,4x4mm,PLASTIC,3.6V,40mW,-40to+85C,TP,Express Card Power S	SA
.....4	2007-000070	R1090	1	R-CHIP	0ohm,5%,1/10W,TP,1608	SNA
.....4	2007-000070	R1092	1	R-CHIP	0ohm,5%,1/10W,TP,1608	SNA
.....4	2007-000157	R1256	1	R-CHIP	47Kohm,5%,1/16W,TP,1005	SNA
.....4	2007-000157	R1257	1	R-CHIP	47Kohm,5%,1/16W,TP,1005	SNA
.....4	2007-000171	R1247	1	R-CHIP	0ohm,5%,1/16W,TP,1005	SNA
.....4	2007-000171	R1248	1	R-CHIP	0ohm,5%,1/16W,TP,1005	SNA
.....4	2007-000171	R1596	1	R-CHIP	0ohm,5%,1/16W,TP,1005	SNA
.....4	2007-001313	R1251	1	R-CHIP	330ohm,5%,1/16W,TP,1005	SNA
.....4	2007-007142	R1249	1	R-CHIP	10Kohm,1%,1/16W,TP,1005	SNA
.....4	2007-007142	R917	1	R-CHIP	10Kohm,1%,1/16W,TP,1005	SNA

- 이 문서는 삼성전자의 기술 자산으로 승인자만이 사용할 수 있습니다 -
- This Document can not be used without Samsung's authorization -

6. Material List

6 - 1. Material List

Level	Parts Code	Assembled	EA	Description	Spec.	Service
.....4	2007-007142	R919	1	R-CHIP	10Kohm,1%,1/16W,TP,1005	SNA
.....4	2007-007142	R921	1	R-CHIP	10Kohm,1%,1/16W,TP,1005	SNA
.....4	2007-007226	R1262	1	R-CHIP	49.9ohm,1%,1/10W,TP,1608	SNA
.....4	2007-007226	R1266	1	R-CHIP	49.9ohm,1%,1/10W,TP,1608	SNA
.....4	2007-007226	R1268	1	R-CHIP	49.9ohm,1%,1/10W,TP,1608	SNA
.....4	2007-007226	R1269	1	R-CHIP	49.9ohm,1%,1/10W,TP,1608	SNA
.....4	2007-007226	R1270	1	R-CHIP	49.9ohm,1%,1/10W,TP,1608	SNA
.....4	2007-007226	R1271	1	R-CHIP	49.9ohm,1%,1/10W,TP,1608	SNA
.....4	2007-007697	R1253	1	R-CHIP	2.4Kohm,1%,1/16W,TP,1005	SNA
.....4	2007-007697	R1254	1	R-CHIP	2.4Kohm,1%,1/16W,TP,1005	SNA
.....4	2007-007697	R1255	1	R-CHIP	2.4Kohm,1%,1/16W,TP,1005	SNA
.....4	2007-007942	R1261	1	R-CHIP	1Mohm,1%,1/16W,TP,1005	SNA
.....4	2007-008015	R1274	1	R-CHIP	75ohm,1%,1/16W,TP,1005	SNA
.....4	2007-008015	R1275	1	R-CHIP	75ohm,1%,1/16W,TP,1005	SNA
.....4	2007-008304	R1258	1	R-CHIP	300Kohm,1%,1/16W,TP,1005	SNA
.....4	2203-000278	C1728	1	C-CER,CHIP	0.01nF,0.5pF,50V,C0G,1005	SNA
.....4	2203-000278	C1729	1	C-CER,CHIP	0.01nF,0.5pF,50V,C0G,1005	SNA
.....4	2203-000425	C1736	1	C-CER,CHIP	0.018nF,5%,50V,C0G,1005	SNA
.....4	2203-000425	C1737	1	C-CER,CHIP	0.018nF,5%,50V,C0G,1005	SNA
.....4	2203-005482	C1722	1	C-CER,CHIP	100nF,10%,10V,X5R,1005	SNA
.....4	2203-005482	C1723	1	C-CER,CHIP	100nF,10%,10V,X5R,1005	SNA
.....4	2203-005482	C1740	1	C-CER,CHIP	100nF,10%,10V,X5R,1005	SNA
.....4	2203-005482	U563	1	C-CER,CHIP	100nF,10%,10V,X5R,1005	SNA
.....4	2203-006048	C1	1	C-CER,CHIP	100nF,10%,10V,X7R,1005	SA
.....4	2203-006048	C1720	1	C-CER,CHIP	100nF,10%,10V,X7R,1005	SA
.....4	2203-006048	C1724	1	C-CER,CHIP	100nF,10%,10V,X7R,1005	SA
.....4	2203-006048	C1725	1	C-CER,CHIP	100nF,10%,10V,X7R,1005	SA
.....4	2203-006048	C1726	1	C-CER,CHIP	100nF,10%,10V,X7R,1005	SA
.....4	2203-006048	C1727	1	C-CER,CHIP	100nF,10%,10V,X7R,1005	SA
.....4	2203-006048	C4	1	C-CER,CHIP	100nF,10%,10V,X7R,1005	SA
.....4	2203-006048	C5	1	C-CER,CHIP	100nF,10%,10V,X7R,1005	SA
.....4	2203-006048	C6	1	C-CER,CHIP	100nF,10%,10V,X7R,1005	SA
.....4	2203-006048	C877	1	C-CER,CHIP	100nF,10%,10V,X7R,1005	SA
.....4	2203-006048	C878	1	C-CER,CHIP	100nF,10%,10V,X7R,1005	SA
.....4	2203-006048	C879	1	C-CER,CHIP	100nF,10%,10V,X7R,1005	SA
.....4	2203-006048	C880	1	C-CER,CHIP	100nF,10%,10V,X7R,1005	SA
.....4	2203-006048	C883	1	C-CER,CHIP	100nF,10%,10V,X7R,1005	SA
.....4	2203-006048	C886	1	C-CER,CHIP	100nF,10%,10V,X7R,1005	SA
.....4	2203-006048	C887	1	C-CER,CHIP	100nF,10%,10V,X7R,1005	SA
.....4	2203-006048	C9	1	C-CER,CHIP	100nF,10%,10V,X7R,1005	SA
.....4	2203-006852	C1075	1	C-CER,CHIP	10000nF,10%,6.3V,X5R,TP,2012(0.85T)	SNA
.....4	2203-006852	C1732	1	C-CER,CHIP	10000nF,10%,6.3V,X5R,TP,2012(0.85T)	SNA
.....4	2203-006852	C1733	1	C-CER,CHIP	10000nF,10%,6.3V,X5R,TP,2012(0.85T)	SNA
.....4	2203-006852	C1734	1	C-CER,CHIP	10000nF,10%,6.3V,X5R,TP,2012(0.85T)	SNA
.....4	2203-006852	C1741	1	C-CER,CHIP	10000nF,10%,6.3V,X5R,TP,2012(0.85T)	SNA
.....4	2203-006852	C1742	1	C-CER,CHIP	10000nF,10%,6.3V,X5R,TP,2012(0.85T)	SNA
.....4	2203-006852	C3	1	C-CER,CHIP	10000nF,10%,6.3V,X5R,TP,2012(0.85T)	SNA
.....4	2801-004164	Y1	1	CRYSTAL-SMD	12MHZ,50PPM,28-ACI,7PF,100OHM,TP	SNA
.....4	3708-002172	J563	1	CONNECTOR-FPC/FFC/PIC	61P,0.3mm,SMD-A,AU,Y,FLIP,BOTTOM	SNA
..1	BA92-04985A	SUB_FINGER	1	ASSY BOARD-TOP	SANTORINI,SUB_FINGER	SA
....2	BA92-04985B	SMT	1	ASSY BOARD-SMT	SANTORINI,SUB_FINGER	SNA
.....3	BA92-04985C	SMT_U	1	ASSY BOARD-SMT_U	SANTORINI,SUB_FINGER	SNA
.....4	1209-001728	U561	1	IC-SENSOR	AES1610,BGA,40P,12x5mm,PLASTIC,3.6V,0.122W,0to+70C,TP	SA
.....3	BA92-04985D	SMT_D	1	ASSY BOARD-SMT_D	SANTORINI,SUB_FINGER	SNA
.....4	0406-001005	ZD2	1	DIODE-TVS	SM05,6V/1mA,300,SOT-23	SNA
.....4	0407-000101	D561	1	DIODE-ARRAY	DA204K,20V,100mA,C2-3,SOT-23,T	SNA
.....4	0407-000101	D562	1	DIODE-ARRAY	DA204K,20V,100mA,C2-3,SOT-23,T	SNA
.....4	0505-001861	Q611	1	FET-SILICON	SI2315BDS,P,-12V,-3A,0.100OHM,0.75W,SOT-23	SNA
.....4	0505-001883	Q610	1	FET-SILICON	RHU002N06,N,60V,200MA,3.3OHM,0.15W,SOT-323	SNA

- 이 문서는 삼성전자의 기술 자산으로 승인자만이 사용할 수 있습니다 -
- This Document can not be used without Samsung's authorization -

6. Material List

6 - 1. Material List

Level	Parts Code	Assembled	EA	Description	Spec.	Service
.....4	1107-001580	U566	1	IC-FLASH MEMORY	MX25L4005,4Mbit,512Kx8Bit,SOP,8P,5.28x5.23mm,-,2.7/3.6V,-,0to+70C,50uA,TP	SNA
.....4	1205-002791	U560	1	IC-SWITCH	MAX4790EUS-T,SOT-143,4P,2.9x1.3mm,PLASTIC,5.5V,320mW,-40to+85C,TP,200mA Current	SA
.....4	2007-000157	R1589	1	R-CHIP	47Kohm,5%,1/16W,TP,1005	SNA
.....4	2007-000503	R1591	1	R-CHIP	2.2ohm,5%,1/10W,TP,1608	SNA
.....4	2007-007142	R1587	1	R-CHIP	10Kohm,1%,1/16W,TP,1005	SNA
.....4	2007-007142	R1588	1	R-CHIP	10Kohm,1%,1/16W,TP,1005	SNA
.....4	2007-007302	R1592	1	R-CHIP	24.9ohm,1%,1/10W,TP,1608	SNA
.....4	2007-007302	R1593	1	R-CHIP	24.9ohm,1%,1/10W,TP,1608	SNA
.....4	2007-007318	R1584	1	R-CHIP	1Kohm,1%,1/16W,TP,1005	SNA
.....4	2007-007528	R1594	1	R-CHIP	1.5Kohm,1%,1/16W,TP,1005	SNA
.....4	2007-008293	R1586	1	R-CHIP	475ohm,1%,1/16W,TP,1005	SNA
.....4	2007-008298	R1585	1	R-CHIP	49.9ohm,1%,1/16W,TP,1005	SNA
.....4	2203-000278	C1713	1	C-CER,CHIP	0.01nF,0.5pF,50V,C0G,1005	SNA
.....4	2203-000278	C1714	1	C-CER,CHIP	0.01nF,0.5pF,50V,C0G,1005	SNA
.....4	2203-000438	C1715	1	C-CER,CHIP	1nF,10%,50V,X7R,1005	SNA
.....4	2203-005482	U565	1	C-CER,CHIP	100nF,10%,10V,X5R,1005	SNA
.....4	2203-006048	C1716	1	C-CER,CHIP	100nF,10%,10V,X7R,1005	SA
.....4	2203-006048	C1717	1	C-CER,CHIP	100nF,10%,10V,X7R,1005	SA
.....4	2203-006048	C1718	1	C-CER,CHIP	100nF,10%,10V,X7R,1005	SA
.....4	2203-006048	C1719	1	C-CER,CHIP	100nF,10%,10V,X7R,1005	SA
.....4	2203-006260	C1712	1	C-CER,CHIP	220nF,10%,10V,X5R,-,1005	SNA
.....4	2203-006348	C1721	1	C-CER,CHIP	1000nF,10%,25V,X5R,TP,1608	SNA
.....4	2203-006852	U564	1	C-CER,CHIP	10000nF,10%,6.3V,X5R,TP,2012(0.85T)	SNA
.....4	2801-004164	Y10	1	CRYSTAL-SMD	12MHZ,50PPM,28-ACI,7PF,100OHM,TP	SNA
.....4	3708-002582	J562	1	CONNECTOR-FPC/FFC/PIC	12P,0.5mm,SMD-A,Au,Y,FLIP,BOTTOM	SA
..1	BA96-03764A	LCD ASSY(3*3)	1	ASSY LCD	SANTORINI,LTN141AT11,14.4 WXGA,1280*800,SEC,-,30P,-	SNA
....2	BA39-00755A	CAMERA CABLE	1	WIRE HARNESS-CAMERA	SANTORINI,WIRE,UL10064,5/4P,500mm,GRY,AWG32,MOLEX:51021-0400,JST:SHR-05V-S-B,TR,5V,1.25,500mm,-,-,NOSHIELD	SA
....2	BA39-00757A	LCD CABLE	1	CBF HARNESS-LCD	SANTORINI,TEFLON,UL10005,30P,140mm,GRY,AWG34,I-PEX:20345-030T-02,I-PEX:20319-030T-01F,TR,250V,0.4mm,-,-,-,CONDUCTIVETAPE	SA
....2	BA42-00214A	LCD-BACK	1	ANTENNA-WLAN	81.EHD15.002,Santorini,2.4-6GHz,-5dBi,50Ohm,790mm,L30*W18mm,-,Omni,under 2.0,UFL,Black	SA
....2	BA59-02305A	CAMERA_MODULE	1	MODULE-CAMERA	SCB-1400D,GD-5932AA,1.3M CAMERA,USB 2.0,-,-,-,-,W63*L8*H4.35±0.2mm,TR,-	SA
....2	BA59-02334A	LCD PANEL	1	LCD PANEL-141WXGA_GLARE	LTN141AT11,141,LED,Glare,300nit,DE,1280*800,262K,316.0*214.5*3.1,3.3V,LVDS,6	SA
....2	BA75-02118A	ASSY-LCD	1	UNIT-HOUSING_LCD_FRT	SANTORINI,SESC,ASSY,W331.8*L240.9*H2.9*T0.8,BLACK&UV,-,WITH CAMERA,-	SA
.....3	BA81-05555A	HOUSING-FRONT	1	HOUSING-LCD_FRT	SANTORINI,SEC,PCT0.8,W331.8*L81.7*H4.1mm,BLACK,-,-	SNA
.....3	BA81-05617A	HOUSING-FRONT	2	RUBBER-FRONT_LOWER	SANTORINI,SESC,SILICON,H50,W6.9*L1.87*H1.5mm,-,-	SA
.....3	BA81-05902A	HOUSING-FRONT	2	INSULATOR-LCD	SANTORINI,PC,W200.0*L6.0*T0.3mm,BLACK,-,-	SNA
.....3	BA81-05907A	HOUSING-FRONT	1	RUBBER-CAMERA	SANTORINI,ANTI-CONDUCTIVE,W5.5*L5.5*T2.0mm,BLACK,-,-,-	SNA
.....3	BA81-05951A	HOUSING-FRONT	1	WINDOW-CAMERA	SAMOA,PET,W20*L6*T0.5mm,CLEAR(DARK GRAY),Silk Print,-,-	SNA
.....3	BA81-05967A	HOUSING-FRONT	1	MAGNET-LCD	SANTORINI,ND-FE-B,N42H,W2.2*L6.1*H2.5mm,GAUSS : 3500,-,-	SNA
....2	BA75-02119A	ASSY-LCD	1	UNIT-HOUSING_LCD-BACK	SANTORINI,SESC,ASSY,W331.8*L238.7*H5.75*T1.0,BLACK,-,Mg,-	SA
.....3	BA42-00214A	HOUSING-BACK	1	ANTENNA-WLAN	81.EHD15.002,Santorini,2.4-6GHz,-5dBi,50Ohm,790mm,L30*W18mm,-,Omni,under 2.0,UFL,Black	SA
.....3	BA42-00215A	HOUSING-BACK	1	ANTENNA-WLAN	81.EHD15.003,Santorini,2.4-6GHz,-5dBi,50Ohm,550mm,L30*W18mm,-,Omni,under 2.0,UFL,Left, White	SA
.....3	BA75-02125A	HOUSING-BACK	1	UNIT-HOUSING_LCD-BACK_UPPER	SANTORINI,SESC,ASSY,W331.8*L238.7*H5.75*T1.0,BLACK/UV,-,PC T1.1,-	SA
.....4	BA64-00731A	HOUSING-BACK	1	LOGO-SAMSUNG	SANTORINI,Ni,T0.07,W55,L8.4mm,-,Silver,Hot Stamping	SNA
.....4	BA81-05554A	HOUSING-BACK	1	HOUSING-LCD_BACK_UPPER	SANTORINI,SEC,PCT1.1,W331.8*L239*H5.75mm,BLACK,-,-	SNA
.....3	BA81-01892A	HOUSING-BACK	2	INSULATOR-DOCKING	CICHLID2,PET(GE LEXAN),W14*L10*T0.15mm,NTR,-,-	SNA
.....3	BA81-03733A	HOUSING-BACK	2	SHIELD-TOP_B	TORINO2,AL TAPE,W25*L44*T0.05mm,Silver,-,-,-	SNA
.....3	BA81-05192A	HOUSING-BACK	2	SPONGE-LCD_BACK	Samoa,Sponge,W80*L50*T1mm,Black,-,-,-	SNA
.....3	BA81-05537A	HOUSING-BACK	1	COVER-BACK	SANTORINI,SEC,AL SHEET T0.4,W155.0*L113.0mm,BLACK,-,-	SA
.....3	BA81-05553A	HOUSING-BACK	1	HOUSING-LCD_BACK_LOWER	SANTORINI,SEC,Mg T1.1,W331.8*L239*H5.75mm,BLACK,-,-	SNA
.....3	BA81-05639A	HOUSING-BACK	1	RUBBER-LCD_BACK	SANTORINI,SESC,CR/NP6001,H70,W120.0*L4.0*H1.0mm,BLACK,-	SNA
.....3	BA81-05640A	HOUSING-BACK	1	SHIELD-CAMERA	SANTORINI,SESC,AL SHEET,W65.0*L10.0*T0.1mm,NATURAL,-,-	SNA
.....3	BA81-05668A	HOUSING-BACK	3	SPONGE-LCD_BACK_UPPER	SAMOA,PORON,W40*L20*T1.0mm,Black,-,-,-	SNA
.....3	BA81-05674A	HOUSING-BACK	1	TAPE-BACK_LCD	SANTORINI,SESC,3M9469,W311.7*L48.1*T0.1mm,NTR,LCD BACK UPPER/LOWER,-	SNA
.....3	BA81-05903A	HOUSING-BACK	1	RUBBER-BACK_LOWER	SANTORINI,CR/NP6001 H70,W150.0*L4.0*T1.5mm,BLACK,-,-,-	SNA
....2	BA81-03733A	LCD-BACK(MIMO ANT.)	1	SHIELD-TOP_B	TORINO2,AL TAPE,W25*L44*T0.05mm,Silver,-,-,-	SNA
....2	BA97-02843A	ASSY-LCD(DOMESTIC)	1	ASSY MECHA-LCD	SANTORINI,SESC,ALL MODEL,LCD MECHA ASSY	SNA

- 이 문서는 삼성전자의 기술 자산으로 승인자만이 사용할 수 있습니다 -
- This Document can not be used without Samsung's authorization -

6. Material List

6 - 1. Material List

Level	Parts Code	Assembled	EA	Description	Spec.	Service
.....3	6001-001649	LCD	12	SCREW-MACHINE	CH,+,-,M2,L4,NI PLT,SWRCH18A,FP,NYLOCK,HD,4.5,HT0.7	SA
.....3	BA61-01154A	LCD	1	HINGE-L	SANTORINI,SUM22L,T1.2,W26.2,L17.7mm,NATURAL,-,DETENT TYPE	SA
.....3	BA61-01155A	LCD	1	HINGE-R	SANTORINI,SUM22L,T1.2,W26.2,L17.7mm,NATURAL,-,DETENT TYPE	SA
.....3	BA81-05618A	HOUSING-FRONT	6	RUBBER-FRONT	SANTORINI,SESC,SILICON,H50,D5.34*H1.35mm,-,-	SA
..1	BA96-03774A	SMULTI(PLDS)	1	ASSY DVD-SUPERMULTI	SANTORINI,9.5mm,PLDS,DU-8A2S	SA
....2	BA59-02313A	PLDS	1	DVD-SUPERMULTI	DU-8A2S,8X,170ms,SATA,2MB,7.5W,5V	SA
....2	BA97-02840A	ODD(LITEON)	1	ASSY MECHA-SUPERMULTI_PLDS	SANTORINI,PLDS,MECHA,-	SNA
.....3	6001-001650	ODD	2	SCREW-MACHINE	BH,+,-,M2,L3,NI PLT,SWRCH18A,FP,NYLOCK,HEAD HT0.7	SA
.....3	BA75-02123A	ODD	1	UNIT-BEZEL_ODD	SANTORINI,SHINEI,PC/ABS,W128.7*L11.9*H19.9*T1.5,BLACK,-,PLDS,-	SA
.....4	BA81-05543A	BEZEL-ODD	1	BEZEL-ODD	SANTORINI,SEC,PC/ABS,W8.4*L2.3*H4.6mm,BLACK,-,-	SNA
.....4	BA81-05545A	BEZEL-ODD	1	KNOB-ODD	SANTORINI,SEC,PC/ABS T1.5,W34.4*L70.2mm,BLACK,-,-	SNA
.....4	BA81-05546A	BEZEL-ODD	1	LENS-ODD	SANTORINI,SEC,PC Clear T1.2,W66.6*L8.9*H2.0mm,BLACK,-,-	SNA
.....3	BA81-05544A	ODD	1	BRACKET-ODD	SANTORINI,SEC,SUS,W27.0mm,-,-,-	SA
..1	BA96-03807A	RHE	1	ASSY COOLER-CPU	SANTORINI,CPU,BA81-05680A,L100mm,DELTA Fan	SA
....2	BA81-05680A	RHE	1	FAN	SANTORINI,KDB0505HA-8E68,PET,2500rpm,5V,DELTA,-,-	SA
..1	BA97-02556G	PALLET	1.2	ASSY PALLET	FIRENZE2,EXPORT,W1200*L1000mm,NO BUNDLE	SNA
....2	0203-002173		0.519	TAPE-ATTACH MASKING	TAPE-OPP(SESC MARK),T0.05,W72MM,L50M,YELLOW,BURGLARY PREVENTION	SNA
....2	BA68-00386A		0.093	LABEL SHIPPING	ASTRO,-,-,-,-,W100,L150mm,WHITE,-,-,-	SNA
....2	BA69-00426F		0.02	PALLET	CYGNUS,Wooden,W860,L1100,H110mm,-,-,-,-,1300g	SNA
....2	BA69-00429A		0.463	BAND PP	PP,T1.1,W13mm,-,translucent,-,9g	SNA
....2	BA69-00492C		2.407	PACKING-WRAP	NP,PE(EPE),-,T0.02,W500mm,L2000M,-,translucent,12.000g,LDPE,-,-,-	SNA
....2	BA69-00631L		0.02	BOX-PALLET	Neon-R/Torino/Firenze/Sedona,PAPER,A Type,H1175,W875,L1100mm,-,All,1000g,-	SNA
....2	BA69-00657A		0.02	PACKING-PALLET_COVER	All model,PE(EPE),-,T0.1,W1500,L1500mm,-,NTR,161.200g,LDPE,-,-,-	SNA
....2	BA69-00683A		0.04	PAD	hainan-2,PAPER,-,W860,L1055mm,-,NTR,1480.0g,-	SNA
....2	BA69-40072E		0.185	PACKING-PAD_L	AQUILLA-C,CB-CORRUGATE,-,T6,W75,L1470,H75mm,NTR,-,-,-,-,-	SNA
..1	BA97-02621A	PACKING ASSY	1	ASSY PACKING	FIRENZE-2,-,ALL NATION,BLACK HIGH GLOSSY	SNA
....2	6902-000364		2	BAG PE	LDPE,T0.03,W180,L350,TRP,8,2,-	SNA
....2	6902-000561	HIGH GLOSSY	1	BAG PE	HDPE/NITRON,T0.015+T0.5,W500,L400,TRP,28,2,-,11.000g	SNA
....2	BA68-10150B		1	LABEL-LOGO_SAMSUNG	NP,SEC,ARTPAPER+OPP COATING,-,-,-,-,-,WHITE,BOX FRONT,-,-,-,-	SNA
....2	BA69-00657A	PACKING-PALLET_COVER	0.028	PACKING-PALLET_COVER	All model,PE(EPE),-,T0.1,W1500,L1500mm,-,NTR,161.200g,LDPE,-,-,-	SNA
....2	BA69-40003A	A	1	PACKING-HANDLE	S3725,-,-,T3,W19,L165,H32mm,Black,-,-,-,-,-	SNA

- 이 문서는 삼성전자의 기술 자산으로 승인자만이 사용할 수 있습니다 -
- This Document can not be used without Samsung's authorization -

1. Precautions

1-1. General After-Sales Service Precautions

1. Do not let customers repair the product themselves.
   ⇨ There is a danger of injury and the product life time may be shortened.
2. Make sure to disconnect the power cord from the wall outlet before repairing the product (especially for after-sales service of electric parts).
   ⇨ There is a danger of electric shock.
3. Do not let customers plug several electric home appliances into a single wall outlet at the same time
   ⇨ There is a danger of fire due to overheating.
4. Check if the power plug or wall outlet are damaged in any way.
   ⇨ If a defect is found, repair or replace it immediately. (There is a danger of electric shock or fire)
5. Make sure that it is properly grounded. (Check the ground of the wall outlet)
   ⇨ Electricity leakage may cause electric shock.
6. Do not spray water on to the product to clean it.
   ⇨ There is a danger of electric shock or fire and it may shorten the lifetime of the product.
7. Check the assembly status of the product after the after-sales service.
   ⇨ The assembly status of the product must be the same as before the after-sales service.

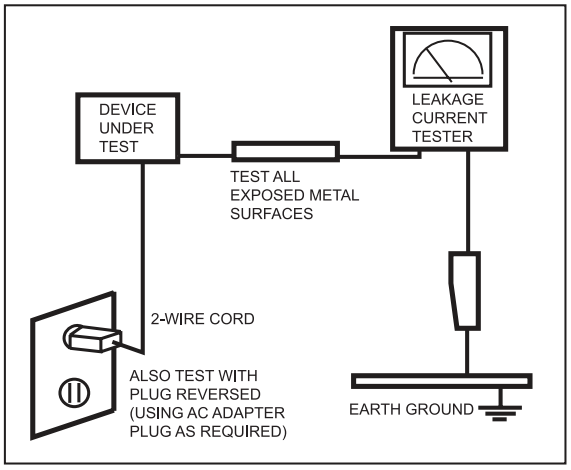

Figure 1-1 Leakage Current Test Circuit

8. Unplug the power cord holding the power plug (and not the cord).
   ⇨ If the cord is disconnected, it may cause electric shock or fire.
9. Repair the product using only authorized parts.
10. Keep the product away from heating devices such as heaters.
    ⇨ Exposure to heaters may cause deformation of the product or fire.

- 이 문서는 삼성전자의 기술 자산으로 승인자만이 사용할 수 있습니다 -
- This Document can not be used without Samsung's authorization -

1. Precautions

1-2. Safety Precautions

(1)EMI

This device has been registered regarding EMI for residential use. It can be used in all areas.

(2)Circuit Test (Logic Test) Precautions

The LSI and MSI used in this product are semiconductor integrated circuits based on MOS-FET or CMOS. Since these types of devices are highly susceptible to static electricity or current leakage, an isolation break may be caused. Therefore read and follow the instructions below.

1) When handling an LSI or MSI, make sure your body is grounded through a few mega-ohms of resistance. In addition, wear gloves and a jacket made of cotton and not of synthetic fibers that easily generate static electricity.
2) When repairing the product, place a conductive material (e.g. aluminum foil) grounded to the earth on the worktable.
3) You must use a soldering iron without a leakage current.
4) Do not touch the pin of an IC and carefully insert the IC into the black plastic package.
5) When inserting an IC into a PCB, be careful with the direction of the IC. When installing an IC in the wrong direction, it might become damaged.
6) When carrying an IC, package the IC with conducting material such as aluminum foil or conducting sponge so as to keep the voltage level of each of the terminals the same.
7) Since the storage temperature of an IC is between -20 ~ +70 degrees, keep it at room temperature, if possible.
8) Since the storage temperature of an IC is between -20 ~ +70 degrees, keep it at room temperature, if possible.
9) When soldering an IC, solder it in as short a time as possible so that unnecessary heat is not applied to the device.
10) Avoid leaving excessive amounts of flux within a custom IC or between the pins when soldering a custom IC.
11) Take care to not damage the board when installing or separating an Option Board.
12) Take care to not break the printed circuit pattern on the PCB when separate an IC.

1-3. Ground

The product must be grounded to protect it from static electricity and other dangers. When using a multitap, please use a multitap with a ground terminal only.
If you use a 220V wall outlet with a ground terminal, you do not need to ground it additionally. Avoid using wall outlets if they are not grounded even if they have a ground terminal.
To ground the product, connect the ground to an exclusive ground terminal or metal water pipe. Connect the ground cable to the ground terminal at the rear of the main body. To ground the product, connect the ground terminal of the product to a metal water pipe, wall outlet or exclusive ground terminal with an electric wire equal to or thicker than #18.
Never ground the product to a PVC water pipe, phone line, TV, radio antenna, aluminum window or gas pipe, because this does not actually ground the product and may be dangerous.

1-4. Static Electricity Precautions

Many parts of the system are susceptible to static electricity. Using an electrostatic discharge (ESD) device is very important for the safety of the user and the user's surroundings. Using an ESD device increases the probability of a successful repair and lowers the expenses for damaged parts.

To prevent static electricity, follow the instructions below.

1) Perform the repair in a location without static electricity.
2) Touch your hands to a metal water pipe or some metal object connected to the ground to discharge any static electricity
from your body before handling the parts.
3) Touch only the edges of the board, if possible.
4) Do not touch any parts unless absolutely necessary
5) Disassemble the parts on the anti-static-electricity pad.
6) When a board is not installed in the system, package the board with an anti-static-electricity packaging.